
ABB MEASUREMENT & ANALYTICS

DigiSampler 2.0

Monthly Performance Report for: AO2000 and EL3000



Monthly Performance Report

Conditions

	OK	NOT OK	N/A
Gas Analyzer	<input type="checkbox"/>	<input checked="" type="checkbox"/>	<input type="checkbox"/>
Sample Probe	<input checked="" type="checkbox"/>	<input type="checkbox"/>	<input type="checkbox"/>
Gas Analyzer Sample Return/Vent	<input checked="" type="checkbox"/>	<input type="checkbox"/>	<input type="checkbox"/>
Sample Probe Purge Air	<input type="checkbox"/>	<input type="checkbox"/>	<input checked="" type="checkbox"/>
Sample Gas Cooler	<input checked="" type="checkbox"/>	<input type="checkbox"/>	<input type="checkbox"/>
Sample Pump	<input checked="" type="checkbox"/>	<input type="checkbox"/>	<input type="checkbox"/>
Sample Flow	<input checked="" type="checkbox"/>	<input type="checkbox"/>	<input type="checkbox"/>
Sample Probe Ring Heater	<input checked="" type="checkbox"/>	<input type="checkbox"/>	<input type="checkbox"/>
Sample Tube Heat Tracer	<input type="checkbox"/>	<input type="checkbox"/>	<input checked="" type="checkbox"/>
Sample Condensation	<input checked="" type="checkbox"/>	<input type="checkbox"/>	<input type="checkbox"/>

Monthly Performance Report

1. Gas Analyzer:

a. Analyzer Module:

ANALYZER AO2020	
Parameter	Status
Error	
Maintenance	
URAS Module Temp.	
Magnos Module Temp.	
Pressure Sensor	

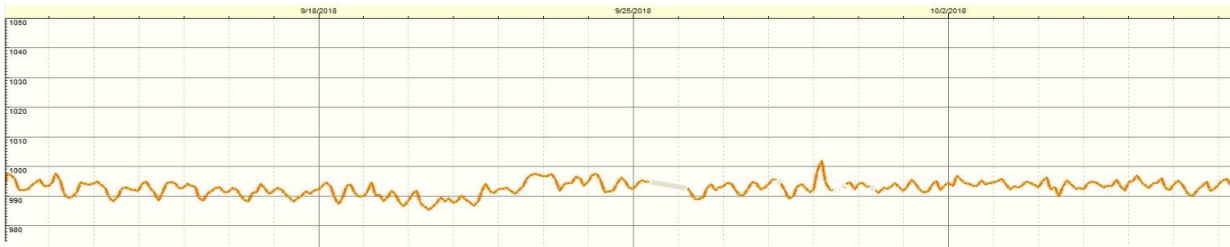
Observations:

There are Analyzer Fault & Maintenance modes are ON for last 4 weeks continuously, there is calibration drift error for the CO component. No calibration done in last one month.

Recommendations:

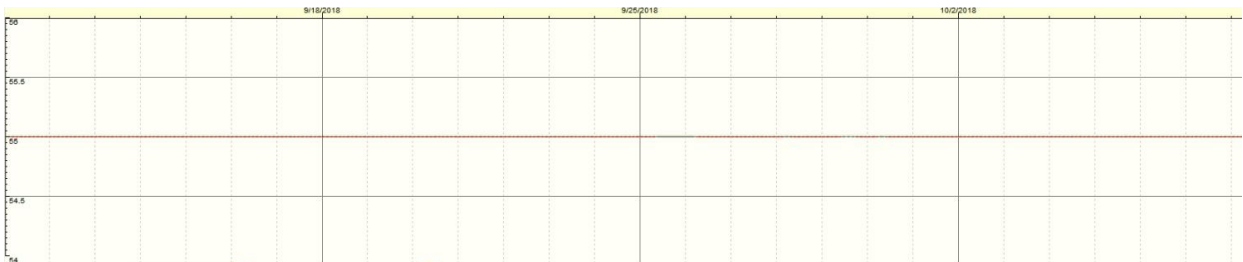
- a. Analyzer Drift error to be rectified by fresh calibration with valid certified Gas cylinder.
- b. Calibration frequency to be kept at Monthly once.

b. Analyzer Pressure Sensor Module:



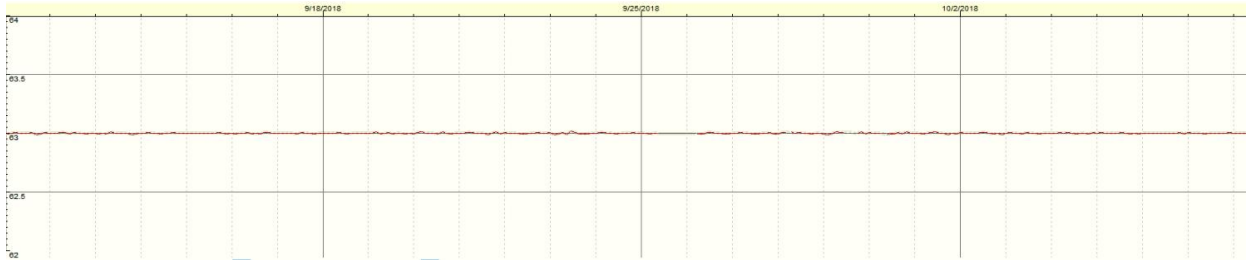
The analyzer is operated under atmospheric pressure, the sample gas outlet is open to atmosphere. The Pressure Sensor is working absolutely fine without any variations, this will give you the stable process values.

c. Analyzer Uras Module Temperature:



The analyzer URAS Module temperature is steady & stable which is performing exceptionally. This measures the internal module temperature for URAS & the value is stable at 55DegC as desired.

d. Analyzer Magnos Module Temperature:



The analyzer MAGNOS Module temperature is steady & stable which is performing exceptionally. This measures the internal module temperature for MAGNOS & the value is stable at 63DegC as desired.

2. Sample Probe

a. Ring Heater Temp:

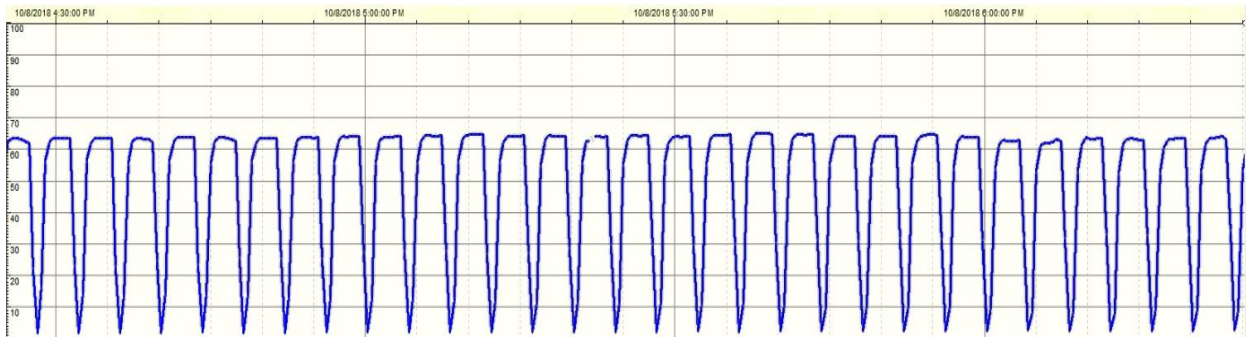


Ring heater temperature is good at above 50DegC which is required for the system to decrease the Probe filter chocking tendency. We have installed the Ring heater during our visit & it is working fine.

Recommendation:

Ring Heater & Heat tracer tubes are always recommended for these kind of measurements, hence recommend to install those permanently.

b. Sample Flow:



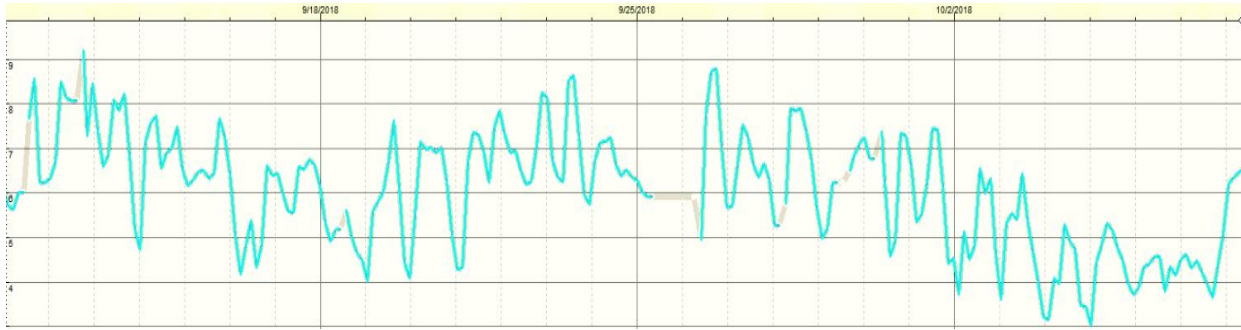
Observations:

Sample Probe looks OK for last one month, though we observed that you are cleaning the probe in every shift, hence we didn't found any observations in the probe chocking tendency. It may looks improvements as we installed the Ring heater as well in the probe.

Recommendation:

We recommend to install the Heat tracer tubes to improve the probe health & minimize the cleaning activity. Once Ring Heater & Heat tracer installed, then you may minimize the probe cleaning activity from 3times to 2times a day.

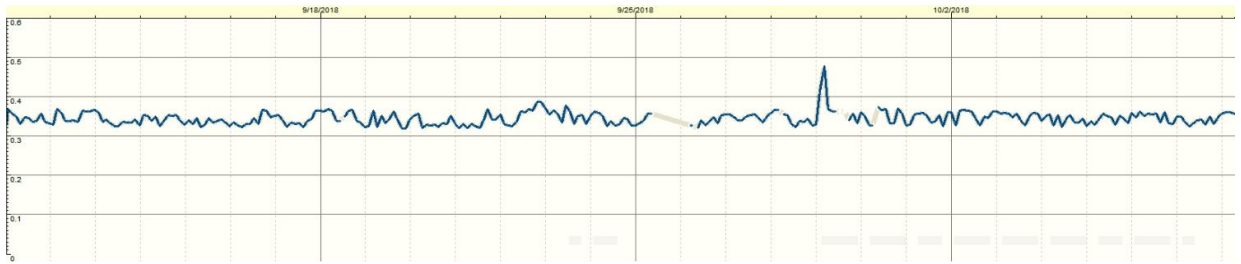
3. Gas Cooler



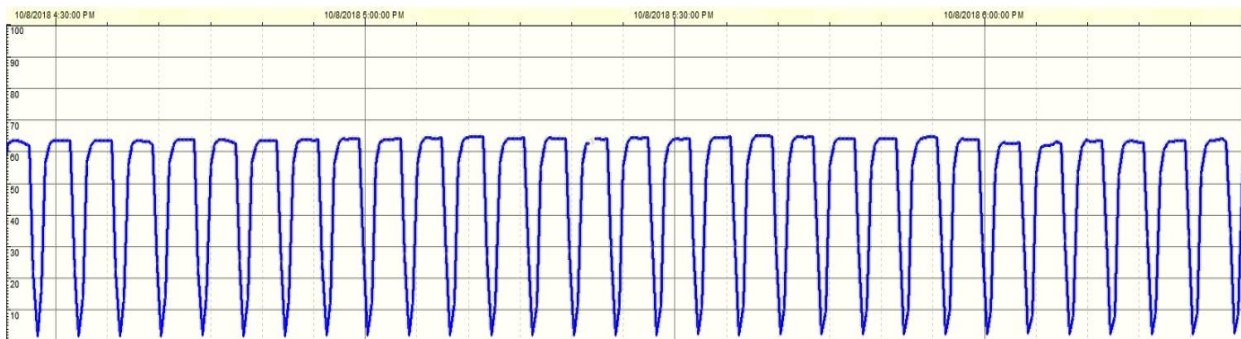
Gas cooler is performing good as the temperature is at constant in between 4-8 DegC. Which gives the good indication towards the dry gas to the analyzer as required.

4. Sample Pump:

a. Sample Pump Pressure:



b. Sample Flow:



Observations:

Sample Pump looks great as we have good bypass flow now, before there was no bypass and we experienced the high backpressure on Pump & it was also informed that Pump failure rate was high, Now we installed the bypass line to the system & there is no backpressure on the pump which will improves the pump life compare to earlier conditions.

Recommendations:

ByPass Flow should be always maintained in the system & monitor that it should be free to atmosphere.

ABB India Limited
Industrial Automation

Peenya Industrial Area

Bangalore-560058

India

Toll free: 1800 420 0707

International: +91 80 67143000

E-Mail: contact.center@in.abb.com

Web form: www.abb.co.in/contactus

www.abb.com

Note

We reserve the right to make technical changes or modify the contents of this document without prior notice. With regard to purchase orders, the agreed particulars shall prevail. ABB does not accept any responsibility whatsoever for potential errors or possible lack of information in this document. We reserve all rights in this document and in the subject matter and illustrations contained therein. Any reproduction, disclosure to third parties or utilization of its contents in whole or in parts – is forbidden without prior written consent of ABB.

Copyright © 2016 ABB
All rights reserved