





## Rockport - Maple



### Door Features


- Solid Slab Door
- Solid Drawer Front
- Square Edge Profile - 
- Maple Hardwood
- Standard Overlay

### Additional Features

- Maple Hardwood Face Frames
- Water Resistant Shelves  
All standard shelves are powder coated for water resistance and extra durability.
- Available Finishes  
Ginger, Honey, Pecan, Carmel, Root Beer, Chestnut, Slate, Coffee, Polar White\*.
- Accommodating SKU Range  
Cabinets from 9~72 inch widths to 12~42 inch heights.
- Complete line of vanity cabinets  
Vanities available in handicap or base height at no extra charge.

### Painted Finishes

Polar White



**Water Resistant Floors** All sink base and sink base vanity cabinet floorings are powder coated for water resistance and extra durability.

**Maple Hardwood** face frames are 3/4" thick and 1 1/2" wide kiln-dried hardwood. Frames are assembled under pressure with screws for maximum strength.

**Standard 1/2" Back and Sides** are upgradable to plywood construction.

### Standard Features

**5/8" solid dovetail drawer** features four sided construction and captive 1/4" matching laminate bottom.

**Powder Coated Shelves** offer extra durability. High water, scratch, stain, and temperature resistances.

**6-way Adjustable Hinges** are self-closing and concealed within the cabinet door and frame.

