


2021 Research Plots and Trials



ON THE FARM EXPERIENCE

IN THE FIELD RESULTS



ON THE FARM EXPERIENCE
IN THE FIELD RESULTS

Silage Plot 2021

Company	Hybrid	Tonnage	30HR NDFD	Starch	Moisture
Agrigold	AG645-16	31.1	54.9	43.5	60.25
Brevant	B17Z18AM	30.7	59.2	46.4	62.35
Brevant	B12F08Q	30.4	58.25	47.1	59.9
Brevant	B13A10AM	29.4	55.8	43.2	63.75
Dekalb	DKC 65-84	29.4	54.2	45.2	60.4
Brevant	B15Y11AM	29.3	55.9	45.9	60.85
Dekalb	DKC 61-80	29.1	53.6	44.9	59.95
Brevant	B12M18AM	28.6	56.5	46.5	56.75
Brevant	B14F89Q	28.5	57.3	46.8	60.75
Pioneer	P1415	28.2	56.5	46.7	61.25
Dekalb	DKC 64-44	28.1	57.1	44.1	62.35
Agrigold	AG6544	27.7	53.1	43.7	60.25
Brevant	B15B75SX	26.2	64.1	38.3	62.4
Brevant	B14U78SXE	24.5	63.4	39.7	60.35

*Moisture corrected to 65% for tonnage results. Hybrids are replicated by planting multiple plots then averaging out the data. These plots are placed on the interior of a larger field so tonnage may seem higher than most field averages. Also note field did not have fungicide applied due to nature of plot.

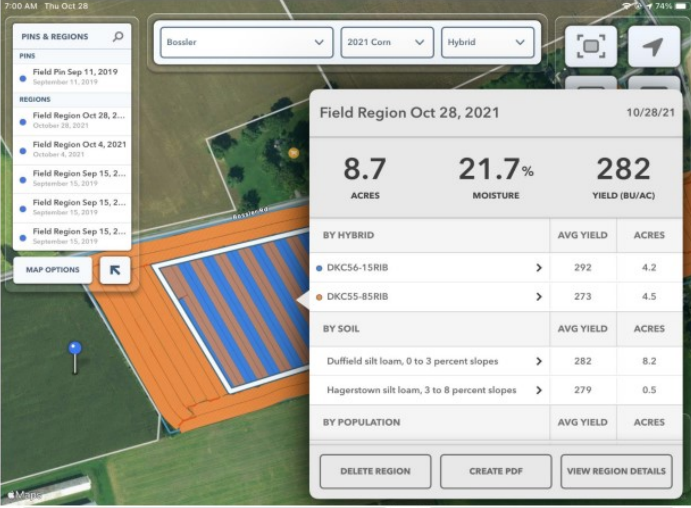


- B15B75 Digestibility winner by far with the combination of great tonnage
- B12F08Q New Brevant Hybrid that great tonnage potential and feed quality
- B14F89Q economical silage with great potential year after year



- New DKC61-80 combines great potential with solid feed scores
- DKC64-44 Solid feed quality with good disease tolerance
- New DKC65-84 solid numbers in a later maturity

CLIMATE **FIELDVIEW**
Side by Side Trials

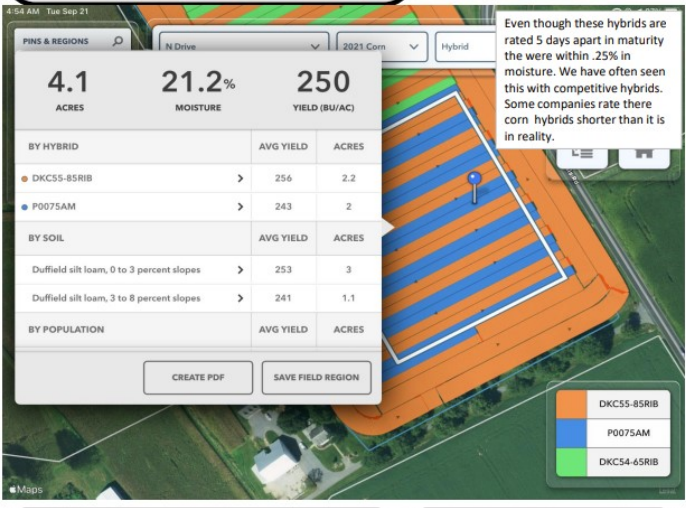


DKC55-85 273 B/A
DKC56-15 292 B/A

Planting date: 4/27/21
 Previous Crop: Beans
 Harvest Date: 9/24/21
 Field Avg: 265 Bushel/Acre

DKC + 19 bushel advantage @ \$6 corn = \$114/acre advantage = \$285/ bag more revenue

CLIMATE **FIELDVIEW**
Side by Side Trials

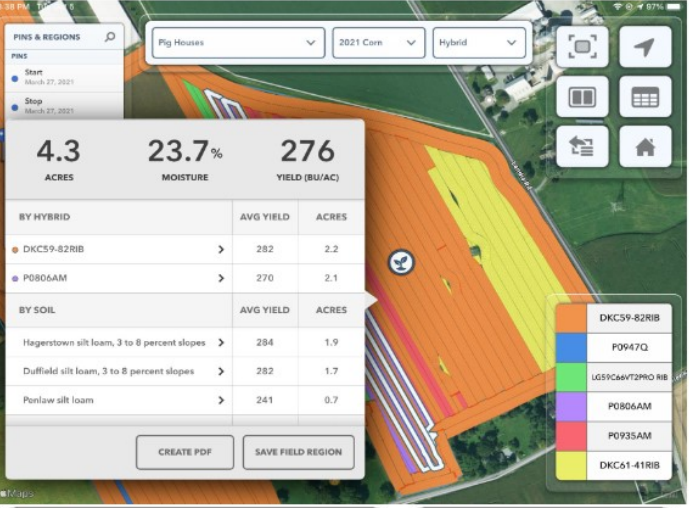


DKC55-85 256 B/A
P0075 243 B/A

Planting date: 4/27/21
 Previous Crop: Beans
 Harvest Date: 9/20/21
 Field Avg: 208 Bushel/Acre

DKC + 13 bushel advantage @ \$6 corn = \$78/acre advantage = \$195/ bag more revenue

CLIMATE **FIELDVIEW**
Side by Side Trials

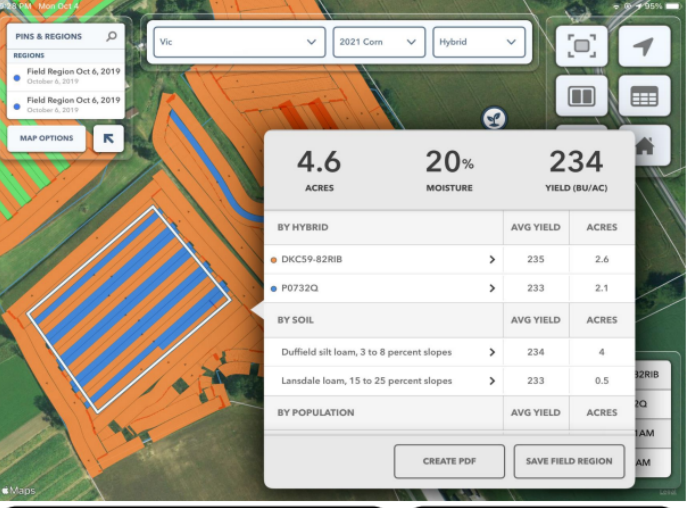


DKC59-82 282 B/A
P0806 270 B/A

Planting date: 4/27/21
 Previous Crop: Corn
 Harvest Date: 9/25/21
 Field Avg: 267 Bushel/Acre

DKC 12 bushel advantage @ \$6 corn = \$72/acre advantage = \$180/ bag more revenue

CLIMATE **FIELDVIEW**
Side by Side Trials



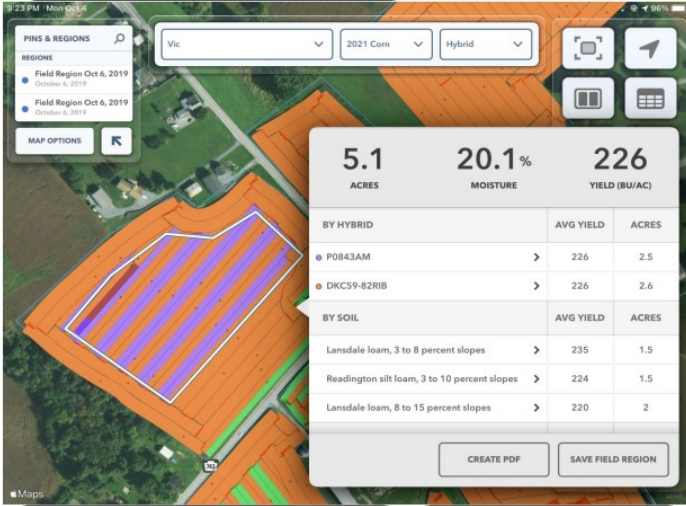
DKC59-82 235 B/A
P0732Q 233 B/A

Planting date: 4/28/21
 Previous Crop: Beans
 Harvest Date: 9/30/21
 Field Avg: 195 Bushel/Acre

DKC 2 bushel advantage @ \$6 corn = \$12/acre advantage = \$30/ bag more revenue

CLIMATE **FIELDVIEW**

Side by Side Trials



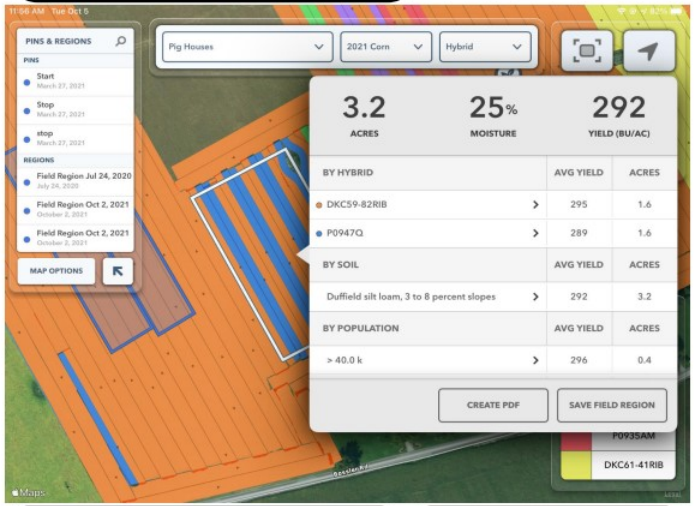
DKC59-82 226 B/A
P0843 226 B/A

Planting date: 4/28/21
Previous Crop: Beans
Harvest Date: 9/30/21
Field Avg: 195 Bushel/Acre

DKC 0 bushel advantage @ \$6 corn = \$0/acre advantage = \$0/ bag more revenue

CLIMATE **FIELDVIEW**

Side by Side Trials



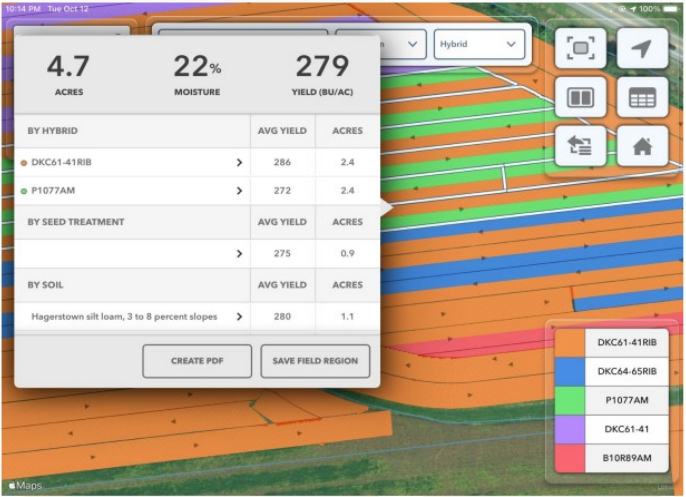
DKC59-82 295 B/A
P0947Q 289 B/A

Planting date: 4/29/21
Previous Crop: Corn
Harvest Date: 10/4/21
Field Avg: 267 Bushel/Acre

DKC 6 bushel advantage @ \$6 corn = \$36/acre advantage = \$90/ bag more revenue

CLIMATE **FIELDVIEW**

Side by Side Trials



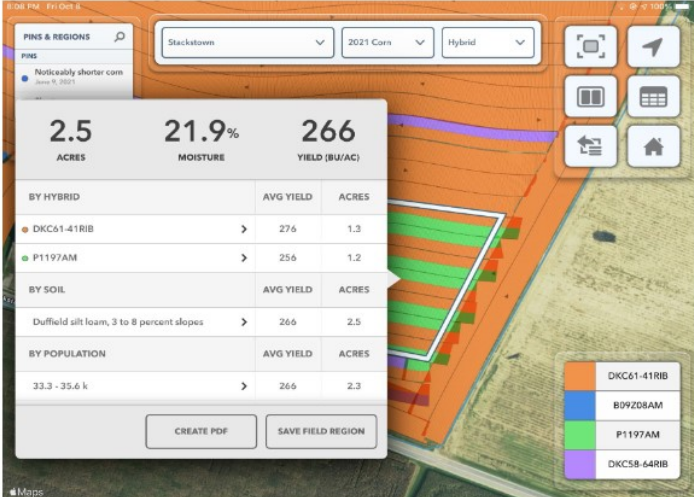
DKC61-41 286B/A
P1077 272B/A

Planting date: 5/1/21
Previous Crop: Corn
Harvest Date: 10/11/21
Field Avg: 268 Bushel/Acre

DKC 14 bushel advantage @ \$6 corn = \$84/acre advantage = \$210/ bag more revenue

CLIMATE **FIELDVIEW**

Side by Side Trials

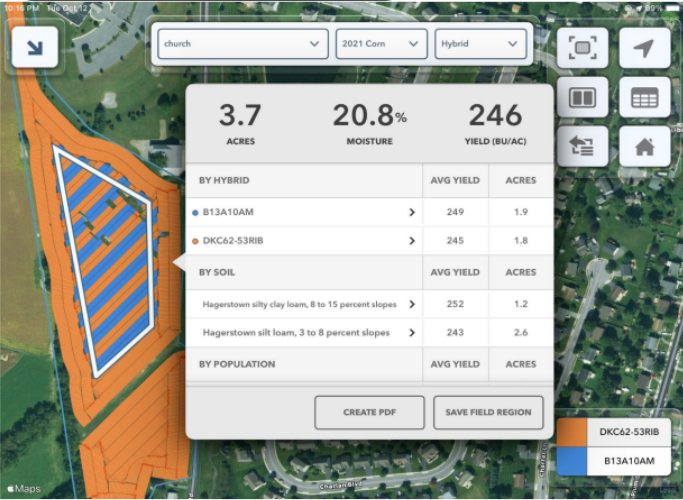


DKC61-41 276B/A
P1197 256B/A

Planting date: 4/30/21
Previous Crop: Corn
Harvest Date: 10/6/21
Field Avg: 268 Bushel/Acre

DKC 20 bushel advantage @ \$6 corn = \$120/acre advantage = \$300/ bag more revenue

CLIMATE **FIELDVIEW**
Side by Side Trials

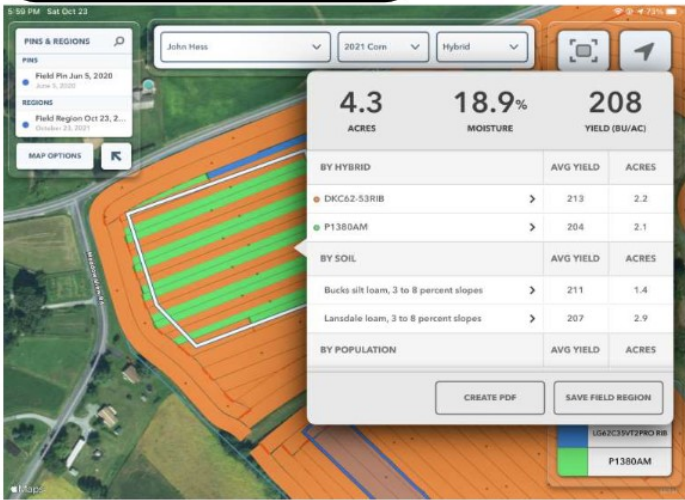


DEKALB
BREVANT
DKC62-53 245B/A
B13A10AM 249B/A

Planting date: 4/30/21
 Previous Crop: Beans
 Harvest Date: 10/8/21
 Field Avg: 236 Bushel/Acre

**Brevant 4 bushel advantage @ \$6 corn =
 \$24/acre advantage = \$60/ bag more revenue**

CLIMATE **FIELDVIEW**
Side by Side Trials

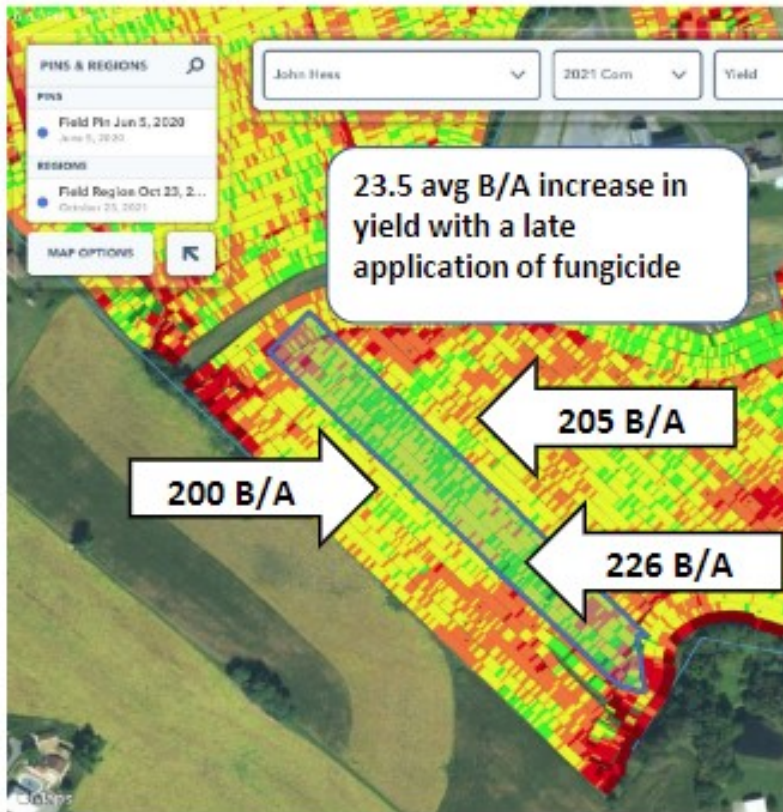


DEKALB
DKC62-53 213 B/A
P1380AM 204 B/A

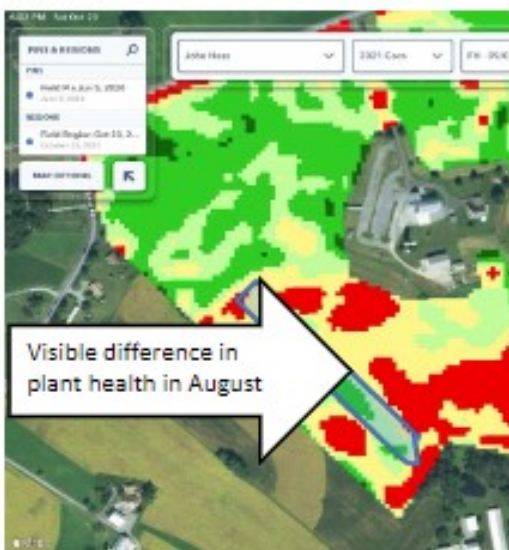
Planting date: 5/2/21
 Previous Crop: Corn
 Harvest Date: 10/20/21
 Field Avg: 204 Bushel/Acre

**Dekalb 9 bushel advantage @ \$6 corn =
 \$54/acre advantage = \$135/ bag more revenue**

Fungicide Trials 2021



This year we did a few sided by side trials with late applied fungicide. All applications were made during pollination around green silk. We used 2 different products this year, Miravus Neo and Delero Complete. Both had very good results. The abundance of disease that came in late was very evident at harvest. Northern Corn Leaf Blight showed up and was very severe late in the season. Also have seen the resurgence of Black Tar Spot. All these factors made the application of fungicide have a bigger payback than we have seen before. From the pictures you see here the yield is noticeably different on the yield map. Also we began to see a difference in plant health earlier in the season on satellite imagery.



**Trial #1 23.5 avg B/A increase in yield
Rotation Corn on Corn (Map shown here)**

**Trial #2 32 avg B/A increase in yield
Rotation Corn on Corn**

**Trial #3 18 avg B/A increase in yield
Rotation Corn after Beans**

2021 Corn Performance Report



COMPANY	HYBRID	YIELD	MOISTURE	RM	RANK	2 Yr Avg	3 Yr Avg
Brevant	B13A10AM	292.3	22.5	113	1		
Dekalb	DKC 59-82	291.9	21.75	109	2	274	268
Dekalb	DKC 56-15	290.5	19.75	106	3	265	
Dekalb	DKC 62-70	289.3	22.3	112	4		
Dekalb	DKC 62-89	288.4	22.95	112	5		
Dekalb	DKC 65-84	285.6	22.65	115	6		
Agri-Gold	AG644-32	283.8	23.2	114	7		
Pioneer	P1077	285.2	22.35	110	8		
Dekalb	DKC 64-65	281.9	23.95	114	9	271	
Dekalb	DKC 63-91	280.3	23.4	113	10	272	271
Agri-Gold	AG6544	280.1	23.35	115	11	272	
Brevant	B09Z08AM	278.1	21.95	109	12		
Dekalb	DKC 61-41	277.9	22.6	111	13	276	281.6
Pioneer	P0806	277.3	20.95	108	14		
Dekalb	DKC 62-53	275.8	23	112	15	268	280
Dekalb	DKC 58-64	272.8	19.55	108	16	265	
Dekalb	DKC 56-65	270.7	20.35	106	17		
Agri-Gold	AG636-16	268.7	20.2	106	18		
Agri-Gold	AG633-14	255.3	18.65	103	19		
Dekalb	DKC 55-54	254.6	19.7	105	20	257	

Plot Avg: 279

Planting Date: 4/29/21 Population: 34000
Harvest Date: 10/5/21 Previous Crop: Soybeans



2.8-3.8 RM Soybean Trial



ON THE FARM EXPERIENCE
IN THE FIELD RESULTS

COMPANY	VARIETY	YIELD	MOISTURE	RM	RANK
Brevant	B350EE	95.1	13.6	3.5	1
Brevant	B371EE	91.4	13.4	3.7	2
Asgrow	35XF1	84.3	13.7	3.5	3
LG	LGS3572XF	83.7	13.7	3.5	4
Asgrow	29XF2	82.8	13.7	2.9	5
Asgrow	33XF1	81.6	13.7	3.3	6
Asgrow	30XF0	80.7	13.8	3	7
Asgrow	32XF2	79.5	13.8	3.2	8
Asgrow	33XF2	78.2	13.7	3.3	9
Asgrow	AG28XF2	77.3	13.6	2.8	10
Asgrow	29XF1	76.6	14.1	2.9	11
Asgrow	34XF2	76.4	13.7	3.4	12
LG	LGS3124E3	75.4	13.5	3.1	13
Brevant	B310EE	73.7	13.9	3.1	14
Brevant	B389EE	72.5	13.6	3.8	15
Asgrow	36XF0	72.3	13.8	3.6	16
Brevant	B289EE	71.5	13.6	2.8	17

Plot Avg: 79.5

Planting Date: 5/20/21 Population: 155000
Harvest Date: 10/25/21 Previous Crop: Corn

Overall solid soybean numbers this year in the plot. The 3.4-3.6 RM range seemed to dominate due to the weather pattern this year. Good yields out of all trait packages across all companies.