

# “WARNING- HAUNTED HOUSE” HSS-10 HALLOWEEN STREET SIGN COLLECTION



CANVAS DESIGN BY KIMBERLY ANN NEEDLEPOINT  
STITCH GUIDE DESIGN & STITCHING BY KIMBERLY ANN NEEDLEPOINT  
DIAGRAMS BY KIMBERLY ANN NEEDLEPOINT

Photocopying of this stitch guide is invited.  
Production by Kimberly Ann Needlepoint.  
[WWW.KIMBERLYANNNEEDLEPOINT.COM](http://WWW.KIMBERLYANNNEEDLEPOINT.COM)

## THREAD: “WARNING- HAUTNED HOUSE” HSS-10

<u>COMPANY</u>	<u>NAME</u>	<u>NUMBER</u>	<u>*QUANTITY</u>
KIMBERLY ANN NEEDLEPOINT	WARNING-HAUNTED HOUSE	HSS-10	1
RAINBOW GALLERY	ENTICE	E207	1
RAINBOW GALLERY	SILK LAME BRAID FOR 18 CT.	SL01	1
RAINBOW GALLERY	ENTICE	E205	1
RAINBOW GALLERY	SPLENDOR	S920	1
RAINBOW GALLERY	FYRE WERKS	FT82	1

\*Please note recommended thread is based on expected usage. Individual-stitch technique/style may vary.

<u>ADDITIONAL TOOLS NEEDED:</u>
*SIZE 20 TAPESTRY NEEDLE
<u>RECOMMENDED TOOLS:</u>
STRETCHER BARS
BRASS TACKS
SMALL NEEDLEPOINT SCISSORS

## STITCH GUIDE: “WARNING- HAUTED HOUSE” HSS-10

<u>DESIGN AREA</u>	<u>THREAD</u>	<u>NUMBER</u>	<u>STRANDS</u>	<u>STITCH</u>	<u>NOTES</u>
PURPLE BACKGROUND	R.G.- ENTICE	E205	1	STARDUST	
PURPLE BORDER	R.G.- ENTICE	E207	1	PARIS	
BLACK BORDER	R.G.- SILK LAME BRAID	S101	1	GOBELIN OVER 2 THREADS	
LETTERING: “WARNING..”	R.G.- SILK LAME BRAID	S101	1	TENT	
HOUSE: MAIN AREA GRAY FILL IN	R.G.- SPLENDOR	S920	4	HORIZONTAL CASHMERE & BASKET WEAVE	
HOUSE: BLACK OUTLINE	R.G.- SILK LAME BRAID	S101	1	TENT	
HOUSE: WINDOW LIGHT	R.G.- FYRE WERKS	FT82	1	GOBELIN OVER 3 THREADS	*FILL AREA OF WINDOW LIGHT, SEE PHOTO.
HOUSE: BLACK SHADOW IN WINDOW	R.G.- SILK LAME BRAID	S101	1	TENT	
HOUSE: CHIMNEY	R.G.- SILK LAME BRAID	S101	1	TENT	
	R.G.- SPLENDOR	S920	4	TENT	
HOUSE: DOOR	R.G.- SPLENDOR	S920	4	VERTICAL STITCH OVER 4 THEARDS	*MODITIFY AROUND EDGES TO FILL DOOR AREA, SEE PHOTO.
FLYING BATS	R.G.- SILK LAME BRAID	S101	1	TENT	
MOON	R.G.- FYRE WERKS	FT82	1	4 WAY CONTINENTAL	

**\*\*\*SHARE YOUR STITCHING AND FOLLOW KIMBERLY ANN NEEDLEPOINT ON INSTAGRAM!\*\*\***

**@KIMBERLYANNNEEDLEPOINT**

**#KIMBERLYANNNEEDLEPOINT #HALLOWEENSTREETSIGNS #FREESTITCHGUIDE**

### PURPLE BACKGROUND: STARDUST

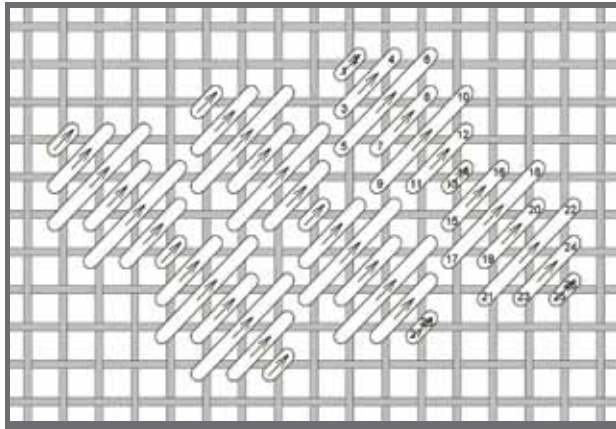


IMAGE KIMBERLY ANN NEEDLEPOINT

### BLACK BORDER: GOBELIN OVER 2 THREADS




IMAGE KIMBERLY ANN NEEDLEPOINT

### PURPLE BORDER:

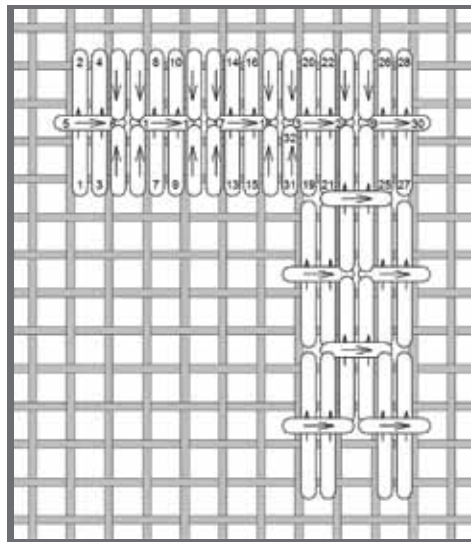


IMAGE KIMBERLY ANN NEEDLEPOINT

### MOON: 4-WAY CONTINENTAL




IMAGE KIMBERLY ANN NEEDLEPOINT

## LETTERING “WARNING HAUNTED HOUSE”, BATS, BLACK TREE, SHADOW IN WINDOW & HOUSE OUTLINE: TENT STITCH

### HOUSE: “DOOR” VERTICAL STITCH OVER 4 THREADS

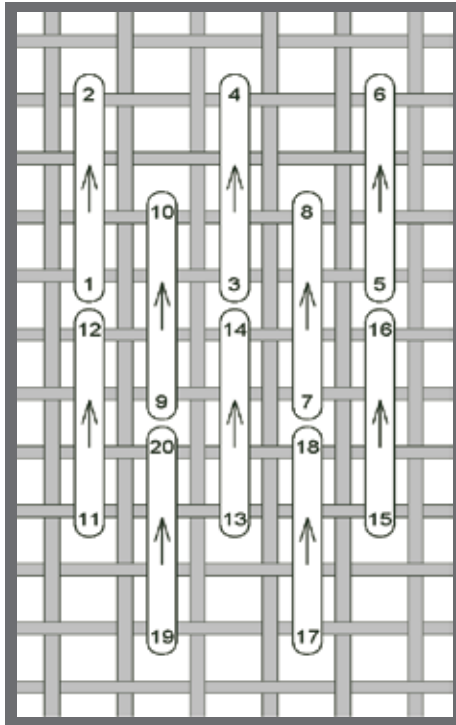


IMAGE KIMBERLY ANN NEEDLEPOINT

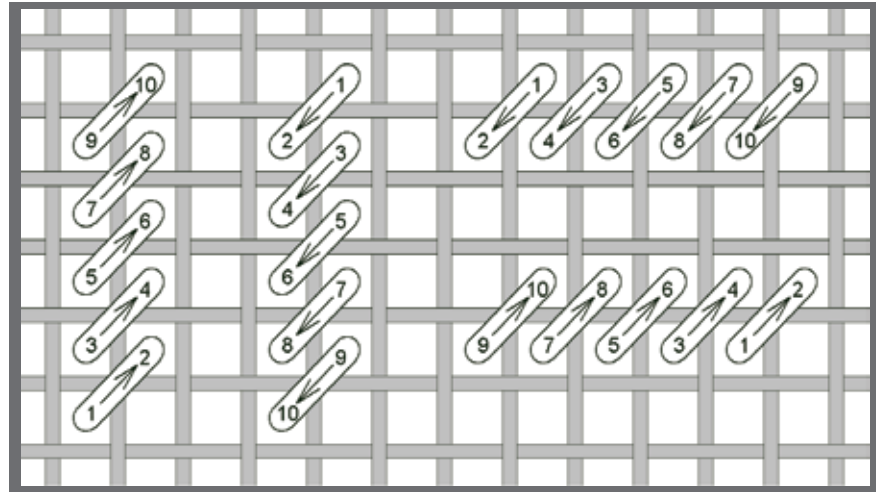


IMAGE KIMBERLY ANN NEEDLEPOINT

### HOUSE: GRAY FILL IN AREA: HORIZONTAL CASHMERE & BASKETWEAVE

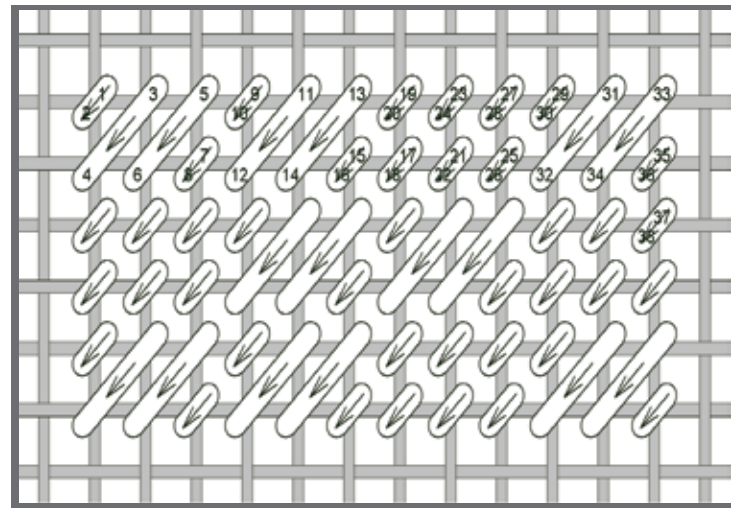


IMAGE KIMBERLY ANN NEEDLEPOINT