



MAY WALKER, CONSTABLE
PRECINCT SEVEN
HARRIS COUNTY, TEXAS

MAIN OFFICE
5300 Griggs Road
Houston, Texas 77021
PHONE (713) 643-6602
FAX (713) 643-3401

Date: March 10, 2022

From: Sergeant T. Roe
Braeburn Valley Contract Division Supervisor
Harris County Constable's Office of Precinct "7"

To: Property Owners Association
Board of Directors & Management Company

Subject: February-December Monthly Productivity Analysis Report
Enclosure: **MPAR-February 2022**
Distribution: Board of Directors & Management Company

The purpose of this "**Monthly Productivity Analysis Report**" (M.P.A.R.) is to provide the executive command staff with the appropriate data to analyze the productivity of assigned personnel and their shifts' activities to allow for the validation of individual and divisional performance evaluations. With regard to the specific contents of the report, there are 18 distinctive component parts of this report. These components are enumerated below:

- | | |
|--|--|
| 01. Patrol Activity Details | 10. Traffic Enforcement Report |
| 02. Patrol Activity Analytical Summary | 11. Trends & Percentages of Traffic |
| 03. Patrol Activity Percentages & Trends | 12. Citation & Warning Issuance Review |
| 04. Security Checks Report | 13. Call for Service Report (C.F.S.) |
| 05. Security Checks Percentages & Trends | 14. Reserve Deputy Use/Milage |
| 06. Crisis Intervention Disposition Report | 15. M.P.A.R. Report |
| 07. Offense/Incident Generation Report | 16. Summaries |
| 08. Criminal Arrest Types Report | |
| 09. Warrant Execution Report | |

A cursory analysis of the statistical data from this report should be demonstrative of the quality of performance of this agency in realizing the contractual obligations and the overall achievement of the goals and objectives of this Agency and the Toll Road Division.

A total of **320** man-hours was scheduled; **192** man-hours were actual dedicated to patrol functions. **128** hours were exhausted on vacation time, workers compensatory, and/or **COVID** sick leave. 192 hours were **990** total miles were driven and the shift responded to **422** total service calls. The shift issued **1** traffic warnings,

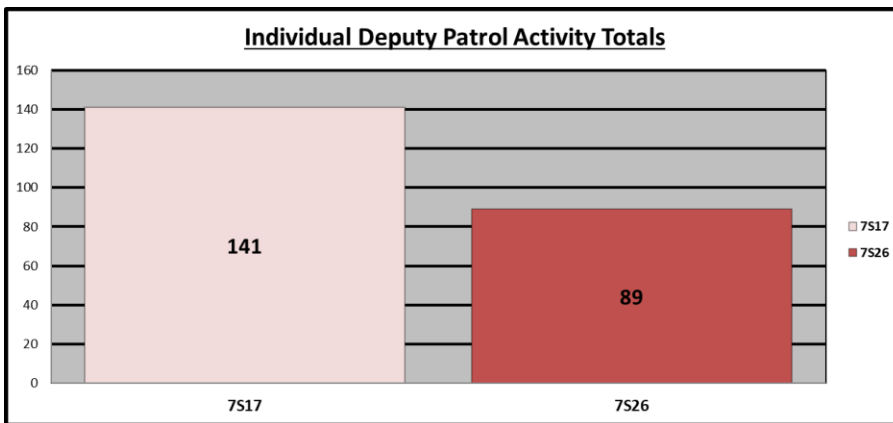
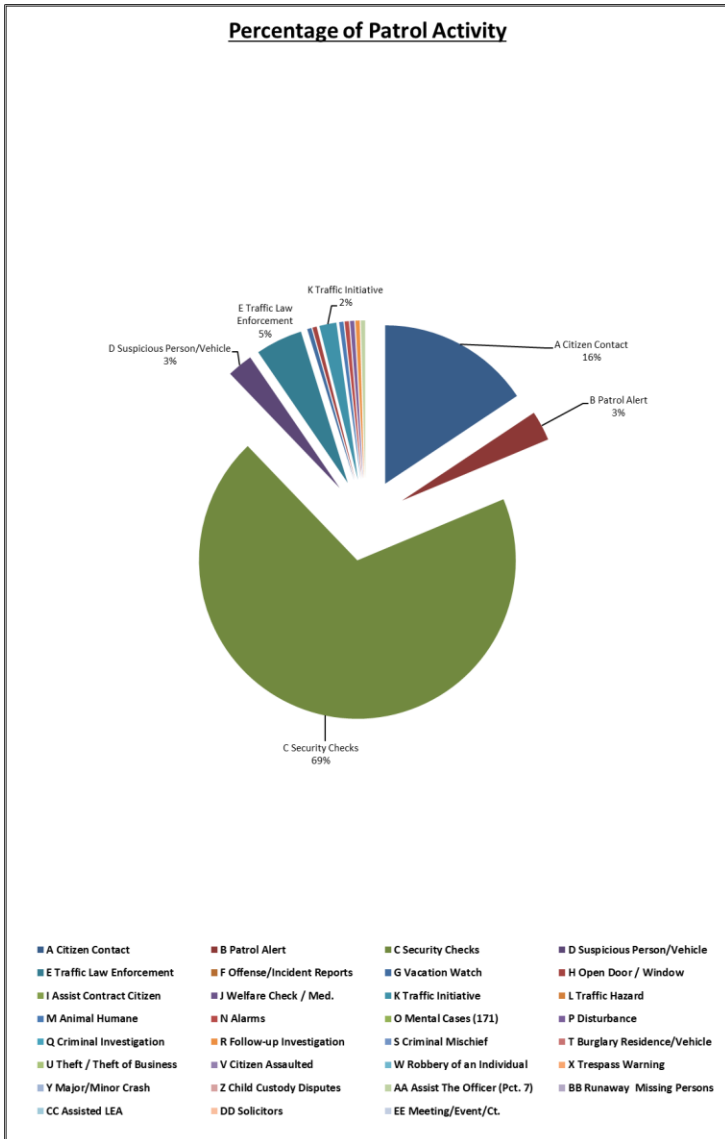
0 citations made **0** arrests and handled **7** enforcement service-related calls. The average productivity ratio for this month for this shift is **2.2**

Patrol Activity by Braeburn Valley Personnel:

*	Patrol Activity Types	7S17	7S26	TOT	7S26
A	Citizen Contact	3	33	36	3
B	Patrol Alert	7	0	7	0
C	Security Checks	110	49	159	13
D	Suspicious Person/Vehicle	3	3	6	3
E	Traffic Law Enforcement	10	1	11	2
F	Offense/Incident Reports	0	0	0	0
G	Vacation Watch	1	0	1	0
H	Open Door / Window	1	0	1	0
I	Assist Contract Citizen	0	0	0	0
J	Welfare Check / Med.	0	0	0	0
K	Traffic Initiative	4	0	4	1
L	Traffic Hazard	0	0	0	0
M	Animal Humane	0	1	1	2
N	Alarms	1	0	1	0
O	Mental Cases (171)	0	0	0	0
P	Disturbance	0	1	1	1
Q	Criminal Investigation	0	0	0	0
R	Follow-up Investigation	0	1	1	0
S	Criminal Mischief	0	0	0	0
T	Burglary Residence/Vehicle	0	0	0	1
U	Theft / Theft of Business	0	0	0	1
V	Citizen Assaulted	0	0	0	0
W	Robbery of an Individual	0	0	0	0
X	Trespass Warning	0	0	0	0
Y	Major/Minor Crash	0	0	0	1
Z	Child Custody Disputes	0	0	0	0
AA	Assist The Officer (Pct. 7)	1	0	1	0
BB	Runaway Missing Persons	0	0	0	0
CC	Assisted LEA	0	0	0	0
DD	Solicitors	0	0	0	3
EE	Meeting/Event/Ct.	0	0	0	0
*	MONTH TOTALS	141	89	230	31

*Patrol Units did assist in the contract in the month of February these stats are under 87S26 in the individual sheet. This unit did substitute 87S26 for the month of February.

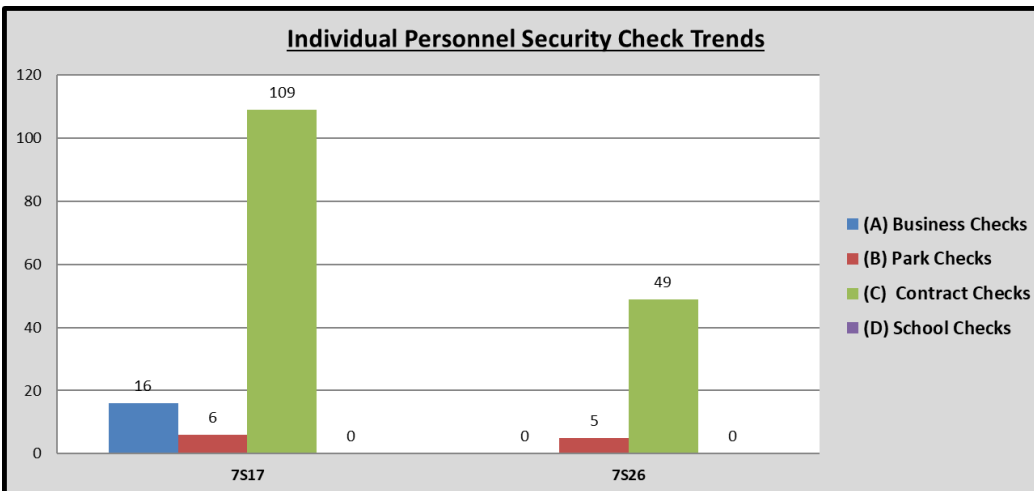
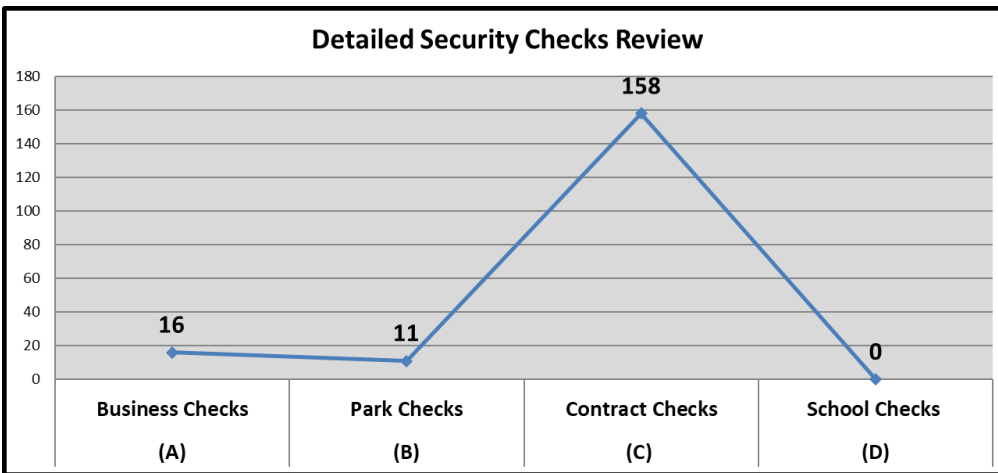
Patrol Activity Percentages & Trends:



Security Checks Report:

*	Security Checks	7S17	7S26	TOT	7S26
(A)	Business Checks	16	0	16	0
(B)	Park Checks	6	5	11	2
(C)	Contract Checks	109	49	158	4
(D)	School Checks	0	0	0	0
(E)	<i>Totals</i>	131	54	185	6

Security Checks Percentages & Trends



CIT/MHO Dispositions Monthly Total:

*	<i>C.I.T. Dispositions</i>	7S17	7S26		TOT
(A)	CIT/MHO Outside Referral	0	0		0
(B)	CIT/MHO Transport	0	0		0
(C)	CIT/MHO CIT Contact	0	0		0
(D)	CIT/MHO Arrest	0	0		0
(E)	<i>Totals</i>	0	0		0

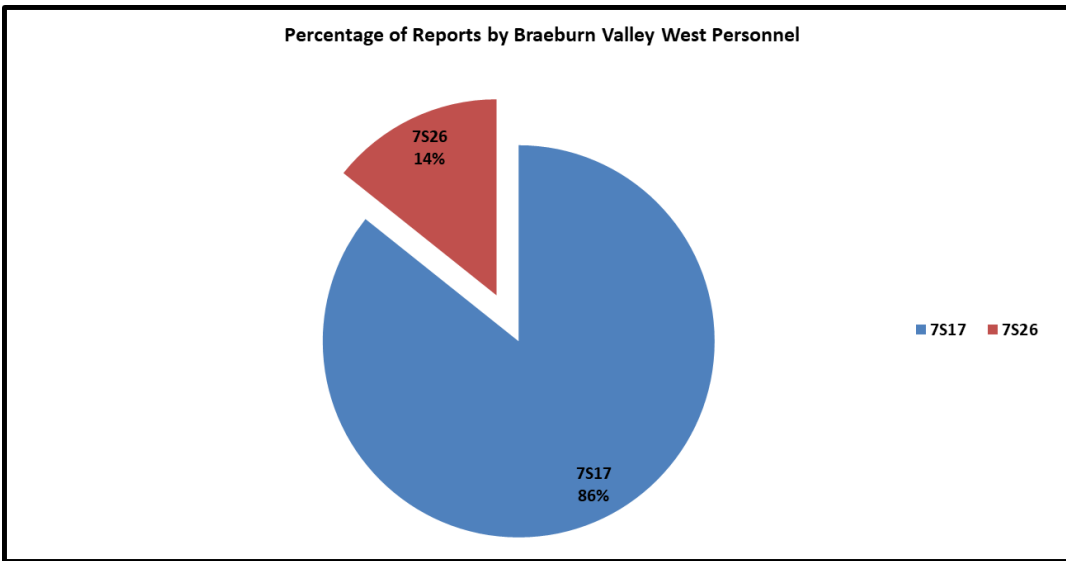
These calls involve Mentally Ill Consumers that are arrested, transported, referred or that we do a welfare checks on. These numbers are significantly low due to the call volume reported to the department regarding these individuals.

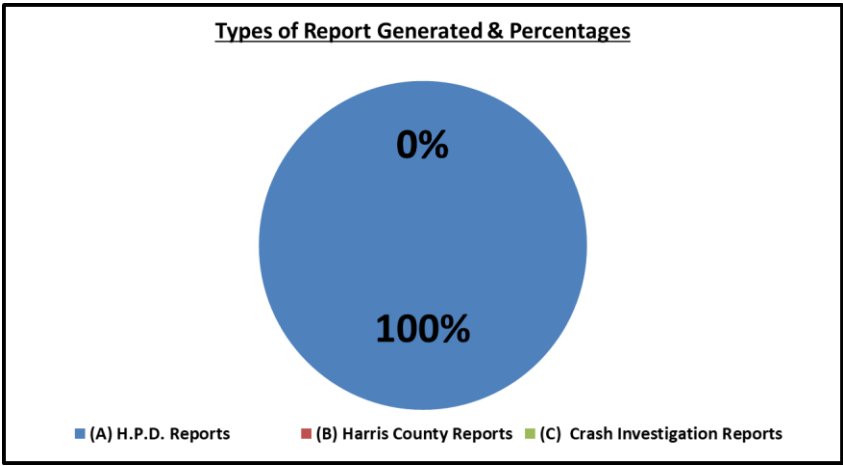
Offense/ Incident Generation Report

*	<i>Offense/Incident Reports</i>	7S17	7S26		TOT	7S26
(A)	H.P.D. Reports	6	1		7	0
(B)	Harris County Reports	0	0		0	2
(C)	Crash Investigation Reports	0	0		0	0
(D)	<i>Totals</i>	6	1		7	2

Stolen vehicle and Warrant arrest*

Report Generation Percentage:



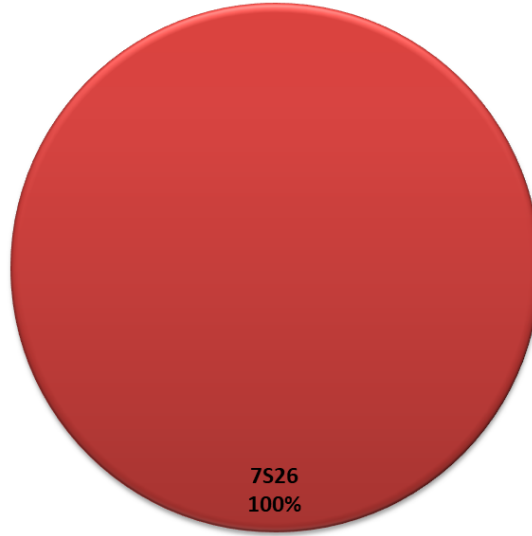


Types of Criminal arrest:

*	<i>Types of Criminal Arrests</i>	7S17	7S26	TOT
A	Felony Assault	0	0	0
B	Felony Drug	0	0	0
C	Felony Theft	0	0	0
D	Felony Other	0	2	2
E	Misdemeanor Assault	0	0	0
F	Misdemeanor Drug	0	0	0
G	Misdemeanor Theft	0	0	0
H	Misdemeanor Other	0	3	3
I	D.W.L.S.	0	0	0
J	D.W.I.	0	0	0
K	Burglary	0	0	0
L	Weapons	0	0	0
M	<i>Totals</i>	0	5	5

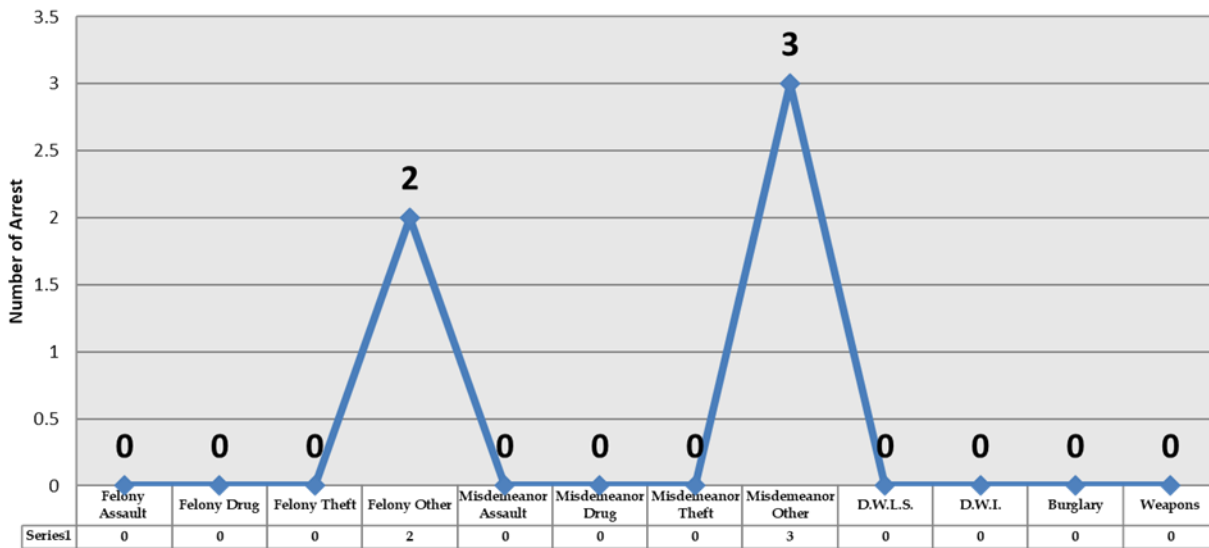
Percentage of Monthly Arrest by Unit

7517
0%



7526
100%

Braeburn Valley West Arrest Activity



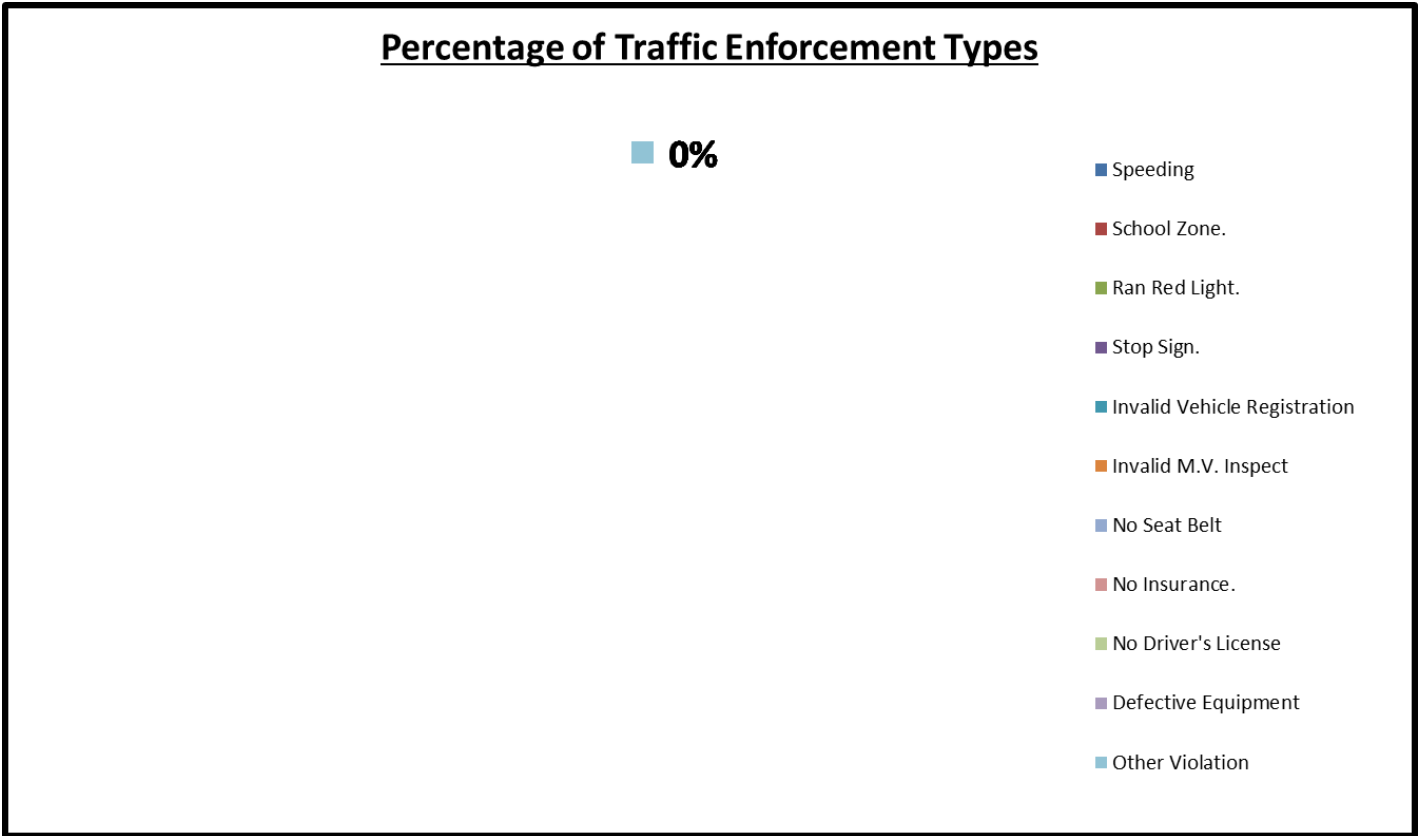
Executed Warrant Monthly Total:

*	<i>Executed Warrants</i>	7S17	7S26		TOT	7S26
(A)	Felony Warrants	2	0		2	0
(B)	Misdemeanor Warrants	3	0		3	1
(C)	<i>Totals</i>	5	0		5	1

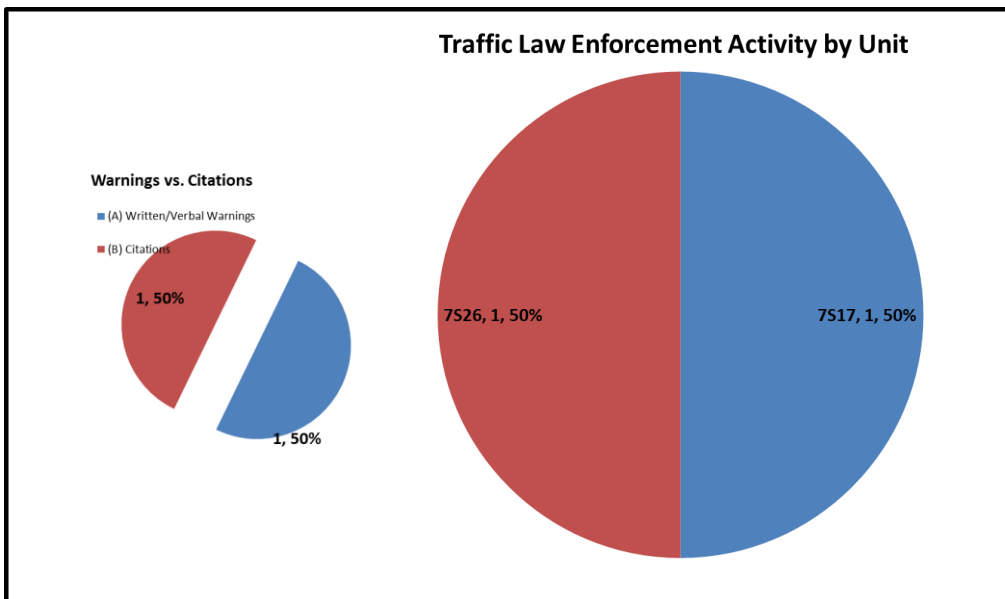
Traffic Law Enforcement Total:

*	<i>Traffic Enforcement</i>	7S17	7S26	TOT
A	Speeding	0	0	0
B	School Zone.	0	0	0
C	Ran Red Light.	0	0	0
D	Stop Sign.	0	0	0
E	Invalid Vehicle Registration	0	0	0
F	Invalid M.V. Inspect	0	0	0
G	No Seat Belt	0	0	0
H	No Insurance.	0	0	0
I	No Driver's License	1	0	1
J	Defective Equipment	0	0	0
K	Other Violation	0	0	0
L	Written Warnings	0	0	0
M	Verbal Warning	0	1	1
N	Citation	1	0	1
O	Total Violations	1	1	2

Trends and Percentages of Traffic:



Types of Traffic Activity Types:



Citations vs. Warnings Monthly Total:

*	<i>Warnings vs. Citations</i>	7S17	7S26		TOT
(A)	Written/Verbal Warnings	0	1		1
(B)	Citations	1	0		1
(C)	<i>Totals</i>	1	1		2

Sources of Calls for Service Percentages:

*	<i>Sources of Calls for Service</i>	7S17	7S26		TOT
(A)	On View	0	44		44
(B)	Dispatched	8	6		14
(C)	Self-Initiated	134	39		173
(D)	<i>Totals</i>	142	89		231

Free Reserve Personnel Time Utilized in Contract Monthly Total:

*	<i>Free Reserve Personnel Time</i>	7S17	7S26		TOT
(A)	<i>Totals</i>	0	0		0

Mileage Total:

*	<i>Mileage</i>	7S17	7S26		TOT
(A)	<i>Totals</i>	727	263		990

LOST HOURS:

87S26 Deputy Jolivette

1	Sick Time Used	0
2	Vacation Time Used	40
3	Training Time Used	0
4	Compensatory Time Used	88
*	<i>Hours Actually Worked</i>	32
*	<i>Unit Productivity Ratio</i>	4.53125

Monthly Productivity Analysis Report (M.P.A.R.)- Executive Summary:

*	<i>Unit</i>	7S17	7S26		TOT
1	Patrol Activity	141	89		230
2	Security Checks	131	54		185
3	C.I.T. Interactions	0	0		0
4	Offense/Incident Reports	6	1		7
*	<i>Total Service Calls</i>	278	144		422
1	Criminal Arrests	0	5		5
2	Citations Issued	1	0		1
3	Written & Verbal Warnings	0	1		1
*	<i>Enforcement Service Calls</i>	1	6		7
*	Total Hours	160	160		320
1	Sick Time Used	0	0		0
2	Vacation Time Used	0	40		40
3	Training Time Used	0	0		0
4	Compensatory Time Used	0	88		88
*	<i>Hours Actually Worked</i>	160	32		192
*	<i>Unit Productivity Ratio</i>	1.7	4.7		2.2

Summaries :

01.	FEBRUARY 06, 2022	1300	WARRANT ARREST		DEPUTY R. HERNANDEZ	
	DAY SHIFT:	9400 CLARIDGE DR.	BB	"N/A"	HC:	2202-00038
<p>On February 06, 2022, a Sunday, at approximately 1308 hours, while on patrol in the "Brae Burn Valley West Contract" I Deputy R. Hernandez was performing routine patrol and law enforcement services when I observed a vehicle fail to stop at a designated stopping point. A traffic stop was conducted on that vehicle and the sole operator of the motor vehicle obtained a warrant for their arrest. Case number was generated and report was made. The patrol activity type is "PAT=E".</p>						

02.	FEBRUARY 16, 2022	1200	WARRANT ARREST		DEPUTY R. HERNANDEZ	
	DAY SHIFT:	10730 PLAINFIELD ST.	BB	"N/A"	HC:	2202-00129
<p>On February 16, 2022, a Wednesday, at approximately 1242 hours, while on patrol in the "Brae Burn Valley West Contract" I Deputy R. Hernandez was performing routine patrol and law enforcement services when I observed an unknown male trespassing onto a private property area. Once the individual was identified, the male suspect was found to have an open felony warrant for his arrest out of Harris County. Suspect was then transported and booked into the Harris County Jail without further incident. Case number was generated and report was made. The patrol activity type is "PAT=D".</p>						

Sergeant T. Roe 87S02

Sgt. T.Roe , 87S02
 Neighborhood Contract Division, Division Supervisor
 Harris County Constable's Office of Precinct "7"