

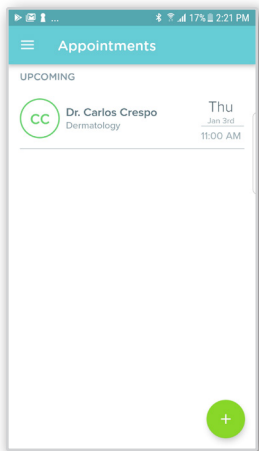
b Breeze - Patient App: Android


Understanding the Patient App

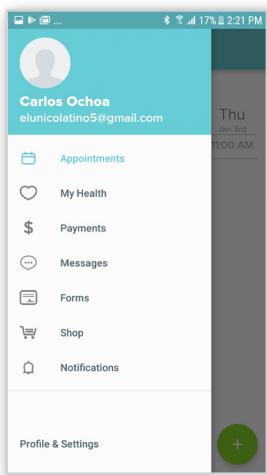
The Breeze Patient App for Android connects you to your medical practice. Breeze helps you access your medical information, request appointments, and make payments.

App Landing Page

When first signing into the app, you will arrive in **Appointments**, displaying future appointment activity.

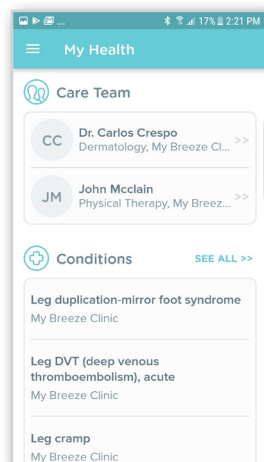


Tapping the menu button  provides access to other areas in Breeze.

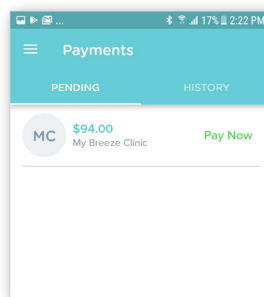


Different Sections of the Breeze App Menu

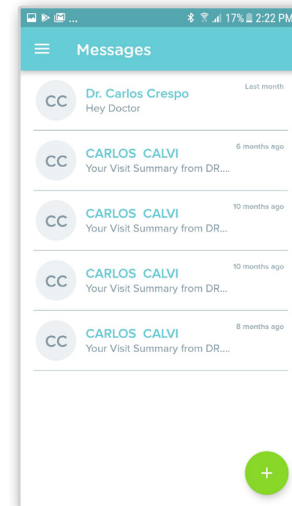
My Health - Provides an overview of conditions, medications and allergies. You also have access to your medical record in this section.



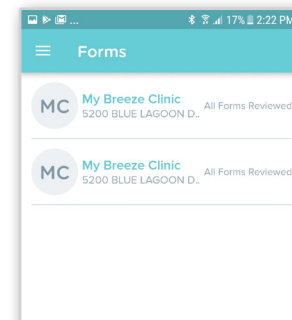
Payments - Provides an overview of pending balances as well as payment history. You also have access to make payments in this section.



Messages - Provides access to communicate with your providers. As you complete visits at the practice, a downloadable visit summary is sent as a message.

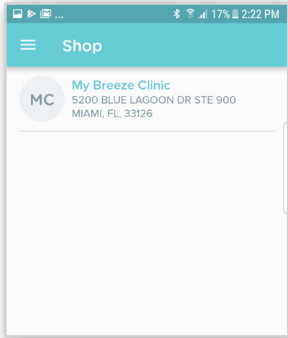



Forms - Provides access to forms completed at the office. Forms assigned to you for completion can be accessed here.



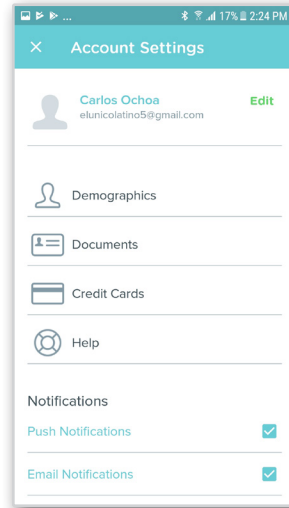
b Breeze - Patient App: Android
Understanding the Patient App

Shop - Provides access to your practice's online shop.



 **Note:** This feature will only appear if your practice has set up a shop with Breeze.

Account Settings - Provides access to manage and edit your account information.



Notifications - This section displays a list of activities completed in Breeze.

