

KITSAP COMMUNITY HEALTH PRIORITIES (KCHP): COMMUNITY HEALTH STATUS ASSESSMENT



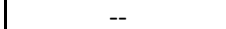
DATA NOTES

RATES Most indicators are proportions (%) or rates per 1,000 or per 100,000 residents. Age-adjusted rates are used to compare over time or between places to adjust for differences in gender or age distribution of the population.

SMALL NUMBERS

Behavioral Risk Factor Surveillance System n<30, % not calculated
 Vital statistics (births, deaths, hospitalizations) and communicable diseases n<5 rate not calculated

TREND Trend over time was calculated using Joinpoint Regression Program version 3.5.1, July 2011.

-  indicates a trend is statistically worse over time
-  indicates a trend is statistically better over time
-  indicates a trend is not statistically changed over time

COMPARISON TO WASHINGTON STATE

Kitsap County comparisons to Washington State were calculated using 95% confidence intervals. When confidence intervals overlapped, a second statistical test, a chi-square (X2), was performed.

Note: Although some rates appear to be different over time or when compared, in this report, differences are only real if they have been detected using a statistical test (see statistical test descriptions above).

SUBCOUNTY REGIONS

Depending on the data source, sub county regions were determined by grouped zip codes or school district. Census/ACS and OSPI use school district; Vital Statistics and BRFSS use zip codes. Unshaded zip codes below were not included as they are post office box zip codes.

Bainbridge	98110	98061					
North Kitsap	98340	98342	98345	98346	98364	98370	98392
Central Kitsap	98380	98315	98383	98393			
Bremerton	98310	98311	98312	98314	98337		
South Kitsap	98322	98353	98359	98366	98367	98378	98384 98386

POVERTY LEVEL GUIDELINES

year	1-person	each additional person	4-person family
2000	\$8,350	\$2,900	\$17,050
2007	\$10,210	\$3,480	\$20,650
2008	\$10,400	\$3,600	\$21,200
2009	\$10,830	\$3,740	\$22,050

RACE ETHNICITY CATEGORY ABBREVIATIONS

Category Name	Abbreviation
American Indian/Alaska Native	AIAN
Native Hawaiian/Pacific Is.	NHOPI
Asian/Pacific Islander	API

DATA SOURCES (in order of first occurrence)

U.S. Census and American Community Survey

The Census and American Community Survey collect data about population, housing and economy. The Census is conducted every 10 years; the American Community Survey is conducted annually in communities with populations of >60,000.

Washington State Office of Financial Management

The Office of Financial Management produces annual population estimates based on Census data by age, gender and race at the State and County levels.

Vital Statistics Databases

The Kitsap County Health District maintains vital statistics databases with information about all county resident births and deaths. Data are obtained every year from the Washington State Department of Health. A limitation of vital statistics data is that some information may be missing from the reporting forms and therefore from the database. Death data are limited by the inconsistency and incompleteness of reported causes of death (usually done by the attending physician).

Healthy Youth Survey

The Healthy Youth Survey is conducted every two years among youth in grades 6, 8, 10 and 12. It is a collaborative effort of the Office of the Superintendent of Public Instruction, the WA State Dept. of Health, the WA State Dept. of Social and Health Service's Division of Alcohol and Substance Abuse, the Community Trade and Economic Development, the Family Policy Council, the Educational Service Department and local health departments. The survey is voluntary and anonymous. The survey gathers reliable and current data about the perceptions, behaviors, and influences of youth on key topics affecting them. These data have some limitations. Results may not represent Kitsap youth as not all students choose to participate. The survey relies on respondent's own report therefore some data may be under or overestimated.

Bureau of Labor

Employment statistics by State and County.

Workforce Explorer, WA State Employment Security Department

Labor and employment statistics for Washington State and counties.

Kitsap Economic Development Alliance

Kitsap County employer statistics.

Washington State Office of the Superintendent of Public Instruction

The Office of the Superintendent of Public Instruction provides data for enrollment, graduation and drop-out rates and for the number of students eligible for free and reduced-priced meals (FRL). FRL data have some limitations: 1) eligible students might be underrepresented, as those not signed up in October would not be counted; 2) eligibility status might change during the school year resulting in an under or overestimate of program participants; 3) do not include children who are not enrolled in school, are home-schooled, or attend private schools.

Behavioral Risk Factor Surveillance System (BRFSS)

BRFSS is an annual telephone survey conducted continuously throughout the year. It is a collaborative effort of the Centers for Disease Control and the WA State Dept. of Health. The survey collects information on a vast array of health conditions, health-related behaviors, and risk and protective factors about individual adult health. The survey has several limitations: 1) residents of households without telephones are not included; 2) surveys are conducted in English only; 3) potential respondents are not always available or willing to participate. Because the survey is self-report, some data may be under or overestimated. Data collected in 1998 included only civilian residents while in other years civilian and military residents were surveyed.

Food Bank Coalition

Food bank use data reported to the WA State Dept. of Commerce. Not all Kitsap County food banks are required to report their data therefore counts are known underestimates of local food bank use.

Washington State Center for Real Estate Research, WA State University

Statistics on the housing market in Washington State, available by County.

Kitsap County Auditor

Statistics on Kitsap County homes in foreclosure - category is "notice trustee sale."

Washington State Department of Social and Health Services

Statistics on all households receiving food stamps assistance. Homeless status is self-reported at the time of application and renewal.

Puget Sound Clean Air Agency

The Puget Sound Clean Air Agency collects daily average of micrograms per cubic meter of particulate matter 2.5 calculated from a minimum of 18 1-hour averages. The data are limited to the days a daily average was calculable.

Kitsap County Health District Drinking Water Program

The Kitsap County Health District Drinking Water Program works in partnership with the WA State Dept of Health Drinking Water Program to provide oversight of public drinking water systems. Water systems are required to comply with a bacteriological sampling plan to ensure that drinking water is safe for consumption. The data have some limitations. Since variation from sampling methods and unstandardized field equipment may produce invalid or inconsistent results, verification resampling is required for any positive coliform result. Because not all systems are in compliance with testing requirements, either by not testing at all or failing to re-test after a positive result, results may be under or overestimates.

Kitsap County Health District Water Quality Program

The Kitsap County Health District Water Quality Program collects water quality samples and data at stream monitoring stations. Water samples are collected at established stations 12 times annually using a stratified random sampling strategy to designate the date and time of sample collection. Data representativeness, completeness, and comparability are achieved through consistent sampling methodology and documentation. The data set may be limited by variations in equipment performance and environmental conditions.

Kitsap County Health District Food Program

The Kitsap County Health District Food Program inspects restaurants and other retail food service establishments (espresso stands, delis, grocery stores, school kitchen, temporary events where food is sold) to be sure employees follow safe food handling practices and have adequate kitchen facilities. Inspection reports are "snapshots" of the food handling at the establishment at the time of inspection - conditions may be different at other times. Most establishments have three inspections per year.

Public Health Information Management System (PHIMS) - WA State Department of Health

PHIMS is the online system for all reportable conditions as specified in WAC 246-101. All local health jurisdictions input case information for reportable conditions into the online PHIMS system.

Annual Communicable Disease Report, WA State Dept. of Health

The Annual Communicable Disease Report provides numbers of and summarizes trends in notifiable communicable diseases reported by local health jurisdictions. There are several limitations to the accuracy of the information: sick people don't always seek healthcare and healthcare providers don't always recognize, confirm, or report notifiable conditions. Therefore, reported cases may represent only a portion of the actual burden of disease.

U.S. Census State/County Business Patterns

Data for registered establishments by industry including number of establishments, number of employees, and payroll data. Excludes self-employed individuals, employees of private households, railroad employees, agricultural production employees, and most government employees.

Comprehensive Hospital Abstract Reporting System (CHARS), WA State Dept. of Health

The CHARS system includes information on all resident inpatient hospitalizations in WA State hospitals excluding federal and military hospitals. CHARS does not include ER visits.

Kitsap County Health District Welcome Home Baby Program

The Welcome Home Baby program provided a public health nurse visit to any Kitsap County resident woman in the first week post-partum. The purpose of the visit was to assess health and safety of both the baby and mother and to provide recommendations and referrals to community services.

Washington State Department of Ecology

Two indicators come from WA State Dept of Ecology: 1) methamphetamine lab clean-up activity by County; 2) results from the annual recycling survey.

Health Resources and Services Administration, Health & Human Services, Community Health Status Report

County-level report of availability of health services, morbidity and mortality.

Health Professional Shortage Areas, Rural Health Program, Washington State Department of Health

Health professional shortage areas as determined by surveys to determine numbers of health professionals in an area.

Charity Care at Harrison Medical Center

Washington State Department of Health Local Public Health Indicators

Indicators tracked overtime by DOH staff and available at the State and County level.

First Steps Database, Washington State Department of Social and Health Services

The First Steps Database includes data on all women with Medicaid-paid delivery and/or post-partum care.

Kitsap County Health District Child Death Review

Child Death Review is a team of community partners (public health nurses, schools, police, fire, EMS, hospitals, clinics, coroner's office, social workers, Navy, Tribes) who come together monthly to review unexpected child deaths. The team strives to determine if a death was preventable and if so, what strategies could be implemented to prevent future deaths.

Washington State Association of Sheriff and Police Chiefs

Annually produce the Crime in Washington report compiled from monthly reports submitted by individual law enforcement agencies. These data have several limitations: 1) the amount and type of crime reported may differ due to reporting practices, law enforcement policies, population characteristics, and attitudes; 2) crime may not be accurately depicted, as the varying severity of offenses is not taken into account; 3) Port Gamble S'Klallam Tribal and Suquamish Tribal Police Departments do not provide data.

Washington State Department of Social and Health Services - Risk and Protection Profile

Risk and Protection Profile for Substance Abuse Prevention is produced annually at the State, County and School District levels. Includes indicators of child, family, adult and community well-being.

Kitsap County Sheriff's Office - Sex Offender Data

Number of registered sex offenders residing in Kitsap County.

Kitsap County Health District Syringe Exchange Program

The syringe exchange program is designed to decrease exposure to unsafe needles and risk of disease by ensuring a free supply of new needles as well as other services including HIV and STD testing and condoms.

Emergency Room Visits, Harrison Medical Center

Leading causes of emergency room visits.

Washington State Department of Health - Cancer Registry

The Cancer Registry includes all newly diagnosed cases of cancer by type among Washington State residents.

IMMENU School Data Software

The IMMENU School Data Software is administered by the Washington State Department of Health Immunization Program. It includes numbers of children entering kindergarten, by county, with a complete, conditional, out of compliance (incomplete) immunization series, or exempt status. Immunization status is collected from parents and not verified with health care providers. Thus, numbers might be under or overestimates as parents might not recall or know the exact immunization status of their child.