




Pediatric and
Small-Anatomy

E-line Cysto-Urethrosopes Urethrotome Resectoscopes


High-tech materials

The use of high-tech materials such as titanium and stainless steel guarantee resilience. The matte surface of the sheath tubes reduces friction in the urethra.



E-line design

The E-line design guarantees optimum handling and easy assembly as well as a wide range of possible combinations.



Connectors

The automatic locking connectors on the sheaths ensure fast and simple assembly.

The revised bayonet locking system between inserts and endoscopes ensures a secure and safe connection.



Optical forceps and scissors

With a new mechanical design, the easy-action operation of the optical forceps and scissors increases precision and gives the surgeon greater sensitivity.




Integrated brake mechanism

An integrated brake mechanism in the inserts holds the Albarran deflector at the desired angle and prevents it from returning to its initial position.

U-CARE

*Small Caliber Cystoscopy
for 2.7 mm Endoscopes*

*for the smaller anatomy
by Rösch*



AUTOCLAVE
134° C / 273° F

new


Cysto-Urethroscope Sheath Set

12.5 Fr. and 14.5 Fr. Cytoscope instruments

*Including:
Cysto-Urethroscope
sheath, obturator
and luer-lock fitting
(886.00)*






Sheath and Obturator	Sheath Only	Obturator Only	Fr.	Color Code	Capacity (Fr.)	WL	1 Instrument Port
86720251	86720255	86720257	12.5 Fr.	green	5	190 mm	8672265
86720451	86720455	86720457	14.5 Fr.	white	7	190 mm	8672265

	Ø	Viewing direction	working length	Type
	2.7 mm	30°	266 mm	8672432

Accessory instruments

12.5 Fr. and 14.5 Cytoscope accessories

		WL	Fr.	Instrumentation
	Flexible biopsy forceps	370	5	829.05
		380	7	829.07
	Flexible foreign body forceps	380	5	828.05
		380	7	828.07
	Flexible scissors with indented edge	380	7	830.07

U-CARE

Small Caliber Resection Instruments for 2.7 mm Endoscopes

for the smaller anatomy
by Rösch



new


AUTOCLAVE
134° C / 273° F

Cysto-Resectoscope Sheath Set

Including:
Resectoscope sheath,
obturator and luer-lock
fitting (886.00)








Sheath and Obturator	Sheath Only	Obturator Only	Fr.	WL	Working element "E-line" passive cutting action
86770151	86770155	86770157	14.5	190 mm	8677.224

PANOVIEW telescope, distortion-free	Ø	Viewing direction	working length	Type
	2.7 mm	0°	266 mm	8672430
		30°	266 mm	8672432

U-CARE

Accessory instruments


Structure scalpels	Blade	Type
	<i>lancet-shaped, cutting on both edges</i>	8677981
	<i>half-moon shaped</i>	8677931

Electrodes		Type
	<i>Coagulating electrode</i>	8416011
	<i>Cutting electrode</i>	8416031
	<i>Hook electrode</i>	8416091

E-line

Cysto-Urethroscope 8672 for 2.7 mm Endoscopes

For universal use



11Fr.



8672.0141

12 Fr.



8672.0241





13 Fr.




8672.0341

AUTOCLAVE
134° C / 273° F

Sheaths, with obturators


									
Sheath and Obturator	Sheath Only	Obturator Only	Fr.	Color code	Capacity (Fr.)	WL	only for examination	1 Instrument port	2 Instrument ports
8672.0141	8672.0145	8672.0147	11	red	—	150 mm	•		
8672.0241	8672.0245	8672.0247	12	green	1x4	150 mm		•	
8672.0341	8672.0345	8672.0347	13	blue	1x5 or 2x4	150 mm			•





Diameter	Angle of View	WL	Endoscope	
2.7 mm	0°	180 mm	8672.421	
	30°		8672.422	
	70°		8672.425	


Horizontal stopcocks available upon request.
Contact your local representative.

E-line

Cysto-Urethroscope 8672 for 2.7 mm Endoscopes



						Adapter	Insert with Albarran deflector	
								
Sheath and obturator	Sheath only	Obturator only	Fr.	Color code	Capacity (Fr.)	1 Instrument port	1 Instrument port	2 Instrument ports
8672.0441	8672.0445	8672.0447	14	white	5	8672.264 for urethroscopy	8672.214 for cystoscopy	—
					2 x 4	—	—	8672.224 for cystoscopy



Diameter	Angle of View	WL	Endoscope	
2.7 mm	0°	180 mm	8672.421	
	30°		8672.422	
	70°		8672.425	

Optical Forceps *E-line* for cysto-urethroscope 8672

For use with 0° telescope 8672.421 and sheath 8672.0441




AUTOCLAVE
134° C / 273° F

	For sheath	Type
Biopsy forceps 	14 Fr.	8672.604
Foreign body forceps 	14 Fr.	8672.654


Flexible Grasping Forceps for cysto-urethrosopes 8672 and 8686







	Fr.	WL	Type
Flexible grasping forceps with overload protection 	4Fr.	230 mm	828.244

E-line

Cysto-Urethroscope 8686 for 1.9 mm Endoscopes

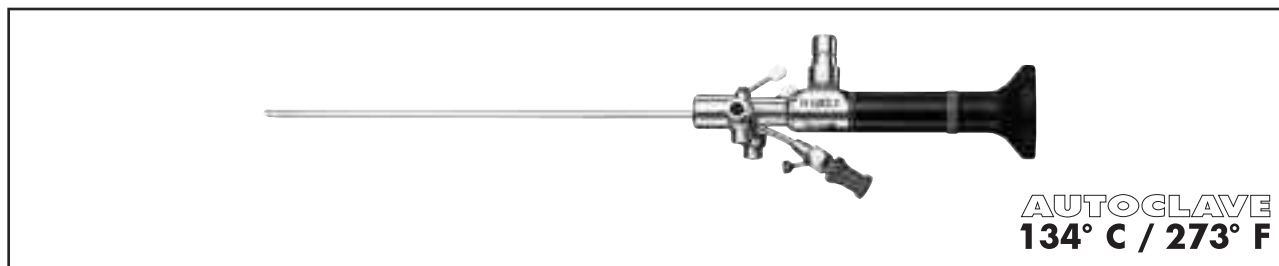


Sheath, with obturator								
								
Sheath and Obturator	Sheath only	Obturator only	Fr.	Color code	Capacity (Fr.)	WL	Only for examination - for use with 0° endoscope only	1 instrument port for cystoscopy
8686.0141	8686.0145	8686.0147	7.5	blue	-	145 mm	•	
8686.0241	8686.0245	8686.0247	8.5	red	3	145 mm		•
8686.0341	8686.0345	8686.0347	9.5	yellow	4	145 mm		•

Diameter	Angle of view	WL	Endoscopes	
1.9 mm	0°	180 mm	8686.414	
	30°	180 mm	8686.415	

Horizontal stopcocks available upon request. Contact your local representative.

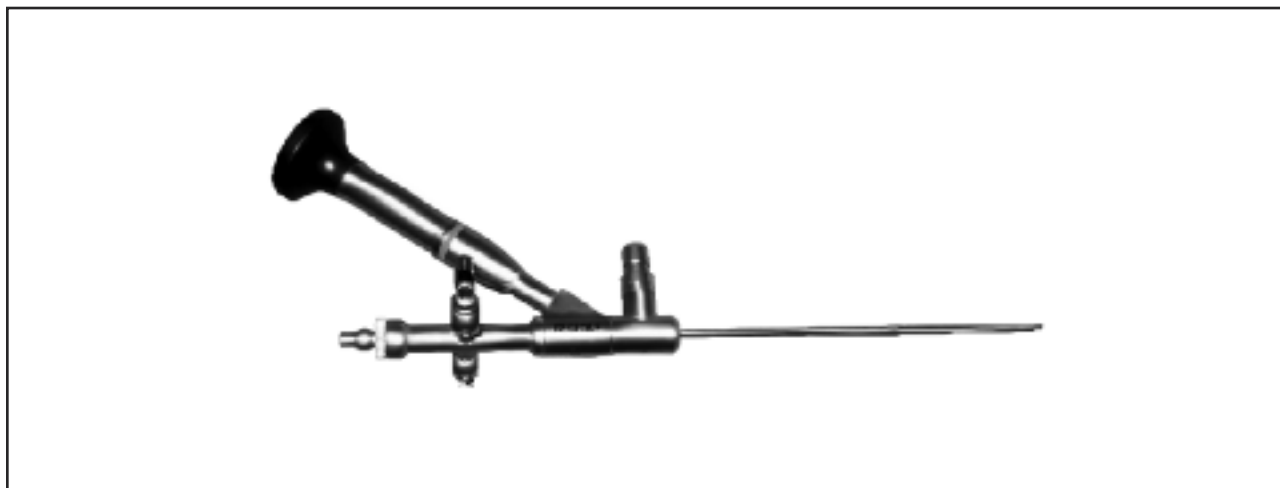
6 / 7.5 Fr. Ultrathin Fiber Optic Cysto-Urethroscope



Instrumentation	Description	Angle of view	Insert Capacity (Fr.)	WL
8616.411	14,000 pixel scope, includes cleaning brush (6.04), luer connector (886.00) and 0.5 mm sealing caps (88.005)	0°	4	140 mm

- ☐ Gentle passage through the urethra due to atraumatic design
- ☐ Excellent fiber endoscope with 0° angle of view and large field of view
- ☐ Effective irrigation with oval irrigation and instrument channel
- ☐ Working channel for accessory instruments up to 4 Fr.
- ☐ Autoclavable

4.5 / 6.5 Fr. Blunt Needle Fiber Optic Cysto-Urethroscope



Instrumentation	Description	Angle of view	Insert Capacity (Fr.)	WL
87154012	Kit- Scope with yellow sealing membrane, (89.101), membrane holder (15256.393), and red sealing cap (N130041)	5°	3	120 mm
8715401	Scope only			

10.5 Fr. Compact Cysto-Urethroscope



AUTOCLAVE
134° C / 273° F

Instrumentation	Description	Angle of view	Insert Capacity (Fr.)	WL
8616.401	scope includes cleaning brush (6.04), luer connector (886.00) and 0.5 mm sealing caps (88.005)	25°	5	180 mm
8616.951	Injection cannula usable for reflux therapy	—	4.5	306 mm


9.5 Fr. Compact Universal Operating Cysto-Urethroscope

by O'Donnell




AUTOCLAVE
134° C / 273° F

- ☐ Atraumatic
- ☐ PANOVIEW PLUS rod lenses provides an excellent view
- ☐ High irrigation flow due to oval operating channel
- ☐ 5 Fr. insert capacity for flexible and rigid accessory instruments
- ☐ Clear rod lens image

Instrumentation	Description	Angle of view	Insert Capacity (Fr.)	WL
8626.431	Scope includes bridge adapter (8625.315), luer connector (886.00) and sealing cap (15220.006)	5°	5	116 mm
8625.315	Bridge adapter (as shown above)	—	—	—
823.05	Coagulating electrode 	—	—	400 mm



8 / 9.8 Fr. Compact Universal Operating Cysto-Urethroscope

Fused quartz fiber optics




- ☐ Atraumatically shaped distal tip
- ☐ Excellent view with fused quartz optics
- ☐ High irrigation flow
- ☐ 5 Fr. irrigation and probe channel for flexible and rigid accessory instruments
- ☐ Ideal for reflux therapy in children

Instrumentation	Description	Angle of view	Insert Capacity (Fr.)	WL
8626.531	45° offset eyepiece scope includes sealing caps (88.005RE), yellow sealing membrane (89.101) and adapter (15256.456)	12°	5	150 mm

Instrumentation	Description	WL	Capacity	Diameter
8626.65	Rigid grasping forceps, 5 Fr. for stent removal 	260 mm	—	—
823.05	Coagulating electrode, 5 Fr. 	400 mm	—	—
8626.201	Injection cannula - non-sterile disposable, must be sanitized once prior to use, pack of 3 with stabilizer	300 mm	0.35 mm	1.0/0.6 mm
8315.04	1 ml injection syringe	—	—	—


7.5 Fr. Flexible Pediatric Cystoscope







- ☐ Optimum ratio between sheath and operating channel - 7.5 Fr. / 3.6 Fr.
- ☐ Fused quartz optics provides a rod lens-like image
- ☐ Easy to insert due to a true 7.5 Fr. sheath over the entire working length
- ☐ Active deflection of 130° up / 160° down with secondary passive deflection
- ☐ 0° deflection position of the instrument tip can be clearly felt on the control lever
- ☐ Reduced weight and ergonomic design for optimal handling and less strain on the surgeon
- ☐ Immersible and suitable for gas sterilization




Instrumentation	Outer diameter	Operating channel	Working length	Type
7.5Fr Flexible Pediatric Cystoscope Includes: instrument port (7305.781), flexible biopsy forceps (829.601), leakage tester (163.903), gas sterilization valve (163.904), cleaning brush (7321.911), case	7.5 Fr.	3.6 Fr.	200 mm	7325.122
Flexible grasping forceps	3 Fr.	—	950 mm	829.601

8.5 Fr. Optical Urethrotome *E-line* for 1.9 mm 0° Endoscope





Sheath, with fixed irrigation tap, including obturator				Adapter for examination and probing	Working element
					
	Fr.	Color code	Capacity (Fr.)	1 Instrument port	
8693.0141	8.5	red	3	8688.264	—
			—	—	8693.914

With enlarged image and brightness			Endoscope
8686.414	1.9 mm	0°	


Stricture scalpels	Blade	Type
	ceramic / half moon	8693.961
	half-moon shaped	8693.96
	sickle-shaped	8693.93
	hook-shaped	8688.94




Urethrotome


non optical

			
	Fr.	WL	Type
Keitzer's Urethrotome also for meatotomy in adults with 2 knives	12 - 24	140 mm	8517.01
Spare knife 	—	—	8517.91


11.5 Fr. Resectoscope *E-line*
for 2.7 mm 0° Endoscope







								
Sheath and Obturator	Sheath Only	Obturator Only	Fr.	Color Code	Capacity (Fr.)	WL	1 Instrument Port for examination	Working element with passive cutting section
8677.0141	8677.0145	8677.0147	11.5	yellow	3	108 mm	8677.26	8677.224

Diameter	Angle of view	WL		Endoscope
2.7 mm	0°	180 mm		8672.421

9 Fr. Resectoscope *E-line* for 1.9 mm 0° Endoscope












								
Sheath and Obturator	Sheath Only	Obturator Only	Fr.	Color Code	Capacity (Fr.)	WL	1 Instrument Port for examination	Working element with passive cutting section
8688.0141	8688.0145	8688.0147	9	white	3	108 mm	8688.264	8688.224

Diameter	Angle of view	Endoscope	
1.9 mm	0°		8686.414

Electrodes and Stricture Scalpels

for resectoscopes, with 2.7 mm and 1.9 mm endoscopes

Electrodes, sterile, single patient use only, 5 / box		endoscope	
		2.7 mm	1.9 mm
	Cutting electrode	8416.0305	8688.9305
	Coagulating electrode	8416.0105	8688.9105
	Hook electrode	8416.0905	8688.9505
	Coagulating electrode angled 180° retrograde	8416.9945	8688.9945

Stricture scalpels, for the cold cutting of urethral strictures		endoscope	
		2.7 mm	1.9 mm
	Ceramic / half moon	8677.961	8693.961
	Lancet Blade cutting edge on both sides	—	8688.98
	Half-moon blade	—	8693.96
	Hook-shaped "Erlangen"	8677.94	8688.94
	Sickle shaped	8677.93	8693.93



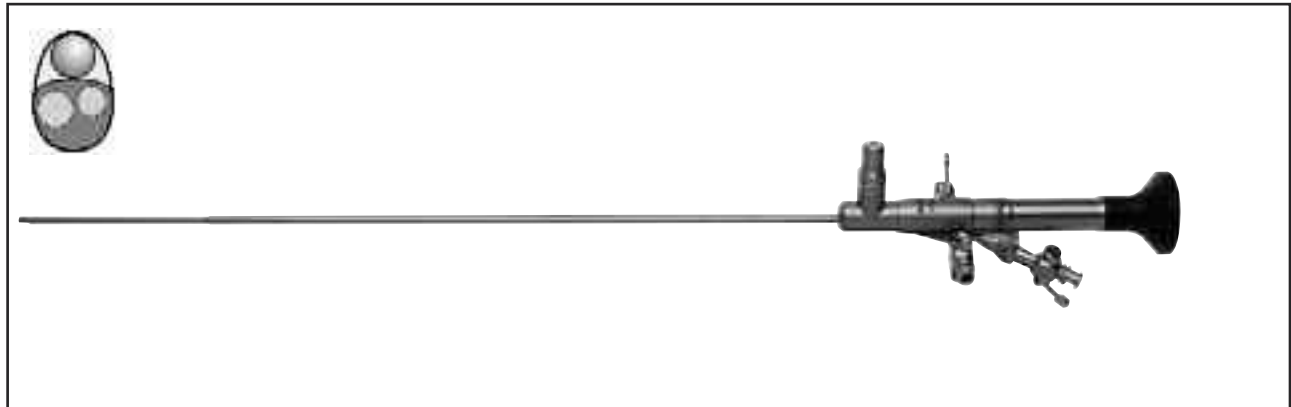
Protective Sterilization Sleeve

for a maximum of 3 stricture scalpels,

20 mm O.D., 328 mm length.....8428.901

4.5 / 6 Fr. Needle Semi-rigid Uretero-Renoscope

With direct view or offset eyepiece



- ☐ Extremely thin, 4.5 / 6 Fr.
- ☐ Large oval irrigation and probe channel 2.5 x 3 Fr.
- ☐ Excellent view through miniature fiber optic ureteroscope
- ☐ Progressive dilation - even in the narrowest passages
- ☐ Stone therapy with laser or electrohydraulic lithotripsy

Instrumentation	Description	Angle of view	WL	Insert Capacity (Fr.)
8701.533	45° offset eyepiece, 315 mm working length	5°	315 mm	3
8701.534	45° offset eyepiece, 430 mm working length	5°	430 mm	3
8701517	Straight eyepiece, 330 mm working length	5°	330 mm	3
8701518	Straight eyepiece, 430 mm working length	5°	430 mm	3