




FWDP Newsletter

Volume 37 Issue 2 March 2021

**Fort Worth Decorative Painters is a Chapter
of the Society of Decorative Painters
Celebrating 35 Years**



FWDP President Letter

I guess you just can't trust robins to tell you when winter is over. I hope you all escaped any damage and had somewhere warm to wait out the snow and cold. If nothing else, this last year has taught us how to be flexible, to adapt rapidly and to still maintain a sense of humor.

Speaking of flexibility, there will be some program changes the rest of the year, always check your Newsletter for updates. We will also be adding some Zoom Paint-Ins for projects found on the inside cover of the latest DP. Check articles by Louise and Peggy for details. Zoom meetings are really easy once you have tried it. Don't let the fear keep you from joining us. Call one of us and we will walk you through it. It is a great way to see friends again.

Sharlene is to be commended for her February project lesson of the red truck. Learning via Zoom is easier than you think, though in fairness, teaching probably isn't!

Dora will be sending out a new Membership Directory soon. If you have forgotten to send your 2021 dues to her, (include SDP Membership proof) get the check in the mail ASAP. Not sure if you paid? Give her a call.

The Board voted to delay returning to monthly in-person meetings until September. We may schedule a Summer Paint-In at the VFW, but that will depend on Covid rates and room availability.

The next **General Meeting is March 15th**. Besides a fantastic program, you will get to watch the "Great Easter Egg Reveal". Sixteen of us have painted wooden Easter eggs and a card, which we sent to another member. I can't wait to see the results.

I hope everyone is able to complete their vaccinations before we get together in person again. Stay well, finish those UFOs!

Connie



General Meeting March 15 on ZOOM

Chapter Meeting
Fort Worth Decorative Painters of SDP
February 22, 2021

The Chapter meeting of the Fort Worth Decorative Painters of SDP was called to order at 6:30 p.m. February 22, 2021 via Zoom. Connie Alexander served as Chairman.

Present were: Connie Alexander, Nancy Genetti, Peggy Thomas, Linda McDonald, Dora Jodoin, LaRue Hughes, Janis Briggs, Judy Wallis and LeeAnne Moore-Looney.

President – Connie Alexander Connie mentioned that she had cancelled more meetings and the Botanic Garden leaving the May meeting the only one on the books and that she would notify them sometime in March if we need to cancel the May reservation. She also mentioned that she had just received her copy of the Decorative Painter which had an article on the Fort Worth Chapter and how we are holding zoom meetings to keep in contact.

Programs – Louise Smith Louise Smith reported that Sharlene King would be teaching this evening's project which is a red truck. Next month Dora Jodoin will be teaching a star gazer lily done in pen and pencils. It is her own design and we should learn a lot during that project. Nancy is scheduled in April and Beth Stodieck wanted to cancel her slot in May since she is not set up to teach on zoom. Louise has a project from Shara Reiner that she will teach in that space if we are still meeting via zoom. She will have the sample NOEL for the next meeting.

Christmas Party - Louise Smith The Christmas Party theme will be Merry Christmas Everything. We will have gifts of five and an ornament exchange. Also, we will need items for the auction. Please let Louise know if you are planning to paint something so she has some idea as to how many items we will still need. Louise contact Sheryl to see if she is still wanting to be on this committee since this is a carryover from last year due to the Covid.

Membership - Dora Jodoin Dora said one more check has come in for dues. There are now 17 paid members.

Secretary - Peggy Thomas No input.

Treasurer's Report - Sharlene King Sharlene reported the checking account balance.

Hospitality – Jan Park (absent) Nothing to report.

Newsletter - Nancy Genetti Nancy needs input for the next newsletter by March 6 (weekend after the first of the month Board Meeting).

Service Projects/Memory Boxes - Judy Wallis A request was sent out that more memory boxes are needed at Cook Children's Hospital. If you have any painted, contact Judy and she will pick them up for delivery to Cook. She also has unpainted boxes if you need one or two to paint.

Seminars - Nancy Genetti Some discussion was held about doing a zoom seminar. SDP has all kinds of opportunities for zoom events. Read the article in the Decorative Painter.

Saturday Specials - Dusty Dancer (Absent) We need to talk with Dusti about doing some of the SDP paint-in projects as Specials and setting up times. An email was sent regarding four paint-in sessions. They will send packets out to chapters or individuals who sign up.

Monthly Raffle - Armida Guzman (Absent) Sharlene showed a demo of how we could incorporate something where we could do our monthly raffle via zoom. We need to explore ways to go about it further.

Sunshine/Birthdays - Suzane Godley Sharlene texted with Carolyn Martchenke's daughter and got an update. She is out of the Rehab and in an Assisted Living place. Doing better everyday. Sharlene was going to get the address so that cards could be mailed to her. Also Mary Helen Horne was contacted for an update on Yvonne Lowrie. She is adjusting to being home with extra help during the day but is alone at night after someone helping her get ready for bed. It was also reported that Armida Guzman is doing fine.

Publicity/Website - Suzane Godley Check out the article in the SDP Decorative Painter.

Parliamentarian - Yvonne Lowrie (Absent) No input.

Meeting adjourned at 7:15 p.m.

Respectfully submitted,
Peggy Thomas, Secretary

"Stargazer Lily"
Original Colored Pencil Design
Pattern#2021-1
Designed by Renette Dora
Jodoin

Supplies Used:

Paper Options:

XL Canson Bristol Vellum
 XL Canson Bristol Smooth
 XL Recycled Bristol Two Distinct Sides
 Strathmore Colored Pencil

Prismacolor Premier Colored Pencils:

Neon Yellow PC 1035
 True Green PC 910
 Grass Green PC 909
 Dark Green PC 908
 Olive Green PC 911
 Neon Pink PC 1038
 Magenta PC 930
 Dahlia Purple PC 1009
 Lavender PC 934
 Sand PC 940
 White PC 938
 Chartreuse PC 989
 Orange PC 918
 Black PC 935



Other Supplies:

Pencil Sharpener-electric or handheld
 Dusting brush
 Container for pencil shavings for handheld sharpeners
 Pigma Micron 05 Black or 02
 Grey Graphite Transfer Paper
 Tracing Paper
 Stylus
 #2 pencil or graphite pencil
 Kneaded eraser or white vinyl eraser

Prep:

Transfer the pattern to the paper you selected from the options listed above. There are several ways to do this. The preferred method is to trace the drawing using transfer paper and then use grey graphite paper to transfer pattern onto your selected 9x12 sheet of paper. Clean up excess graphite lines or lines too dark with a kneaded or white vinyl eraser. Note when transferring the pattern to the selected 9x12 listed above, be sure not to press too hard to ensure you do not leave indentations into the paper that can not be removed and can effect pieces of your painting. Transfer lines should be light so that you can see them but not too dark to be able to cover them up.

MARCH MEETING PROGRAM

BY Dora


The instructions were sent to members by email.

Programs: Our March program is the Stargazer Lily by Dora Jodoin. She has sent each of you a complete packet for the Stargazer Lily. This contains the list of Prismacolor Premier Colored Pencils and supplies to have on hand. This will be a new experience for some. I know we are all looking forward to this class.

The April program will be a Shara Reiner ornament. The ornament is a 4"X6" wood plaque. This ornament can be painted flat or with the Quikwood for dimension. Quikwood can be ordered from janeallencreates.com, Cupboard Distributing or Bear With us (if they still have it). A similar product is Kwikwood by J.B. Weld (Home Depot in the adhesion aisle).

DecoArt Americana paints: Black, Whispering Turquoise, Indian Turquoise, Warm White, Hauser medium Green, Foliage Green, Blue Harbor, Deep Midnight Blue, Bright Salmon, Country Red, Deep Burgundy, True Ochre, Moon Yellow, Oyster Beige, Wedgewood Blue, Metallic Champagne Gold.

Other supplies are: Spray Vegetable oil (for use with Quikwood.), Wire hanger, a wood star or make one from Quikwood, Glass Glitter, Adherence medium. Before class prep, Sand and seal the wood piece. Base coat the entire wood board with black. Add the basic pattern outlines with transfer paper, not the details.





Zoom Instructions

Click on link to join the meeting. If needed, put in meeting ID and passcode.
Select join with video.

If using iPad touch grid on the left upper side to allow you to see rows of attendees. Swipe to the left to see more or back to the right to see the previous group. On an phone it only shows four people and you have to swipe to see more.

Mute button is a mic icon with a slash going thru if muted. Touch the button to unmute. If someone is in the room with you, try to keep muted unless you are speaking. Especially if someone is teaching a project.

All should mute while someone is teaching a project unless they need to interrupt with a question.

Memory Boxes—Judy Wallis

I need memory boxes for the hospitals. If you have any completed boxes, please contact me. I will meet you or pick them up. I only have a couple that I will drop off this week, but they have asked for more. If you are able to paint some, please call me. I have boxes ready to paint! These are needed as soon as possible.

Thank you!



Christmas Party 2021

CHRISTMAS PARTY 2021: It is always fun to work all year on things for Christmas. We look forward to things like our ornament exchange and gifts of five. We get to share our painting with others. Best of all we receive items from several artists.

2021 Board

Elected Officers:

President –	Connie Alexander
VP Programs –	Louise Smith
Treasurer –	Sharlene King
Secretary ---	Peggy Thomas
Membership --	Dora Jodoin

Committees:

Christmas Party:	Sheryl Jones
Hospitality/Table Attendant:	Jan Park
Monthly Raffle:	Armida Guzman
Newsletter	Nancy Genetti
Website/Publicity:	Suzane Godley
Parliamentarian:	Yvonne Lowrie
Saturday Specials	Dusti Dancer
Seminars	Nancy Genetti
Sunshine/Birthdays:	Suzane Godley
Memory Boxes	Judy Wallis



**SDP Museum**

The SDP Foundation Crown Program offers a giving opportunity for our members and chapters. By participating in the Crown Program, you are supporting decorative art education, the SDP Museum, and the SDP Scholarship Program. Your donations will go to SDP's Foundation, which is a 501(c)(3) and is tax-deductible.



Please consider being a Crown Jewel today.

It is time for SDP Elections. List of candidates and ballot was sent to each member by email. If you didn't get one, please let them know.

Ballots must be postmarked by a April 26,.

ANNUAL MEETING WILL BE May 18 at 6 pm, when election results will be announced.

Check out Zoom Classes at
sdpvirtualartacademy.com

Join SDP: An Artful Connection on Facebook if
you haven't already.

SDP posts lots of information on this Site

SDP New Address
Society of Decorative
Painters
7450 S Seneca St
Haysville, KS 67060



Postponed
Oklahoma City Painting Palooza
The Good Old 50's
Oct 23-30, 2021
Registration is open

Wildflowers Chapter 2020 Seminars—postponed to 2021

August 13-14—Maxine Thomas

Postponed to 2022—Jamie Mills Price

Contact Carol Reichelt rodcar1102@aol.com to be put on waiting list

Most information to come due to the Pandemic



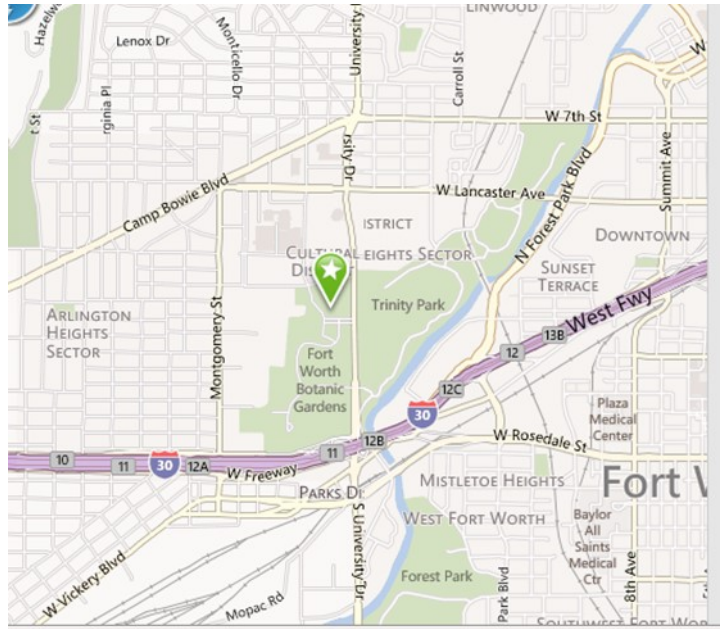
Fort Worth Decorative Painters

Nancy Genetti
Newsletter Editor
1117 Eton Drive
Richardson, TX 75080

Facebook:

Fort Worth Decorative Painters (FWDP)

www.fwdecorativepainters.com



FWDP Meets the Third Monday of February, March, April, May, September, October & November.

January Meeting 4th Monday and the Christmas Party 2nd Monday in December.

At the

**Botanical Gardens
3220 Botanic Garden Blvd.
Fort Worth, TX 76107**

2021 Dates to Remember

ALL MEETINGS WILL BE HELD ON ZOOM UNTIL FUTURE NOTICE

January 6 Transitional Board meeting

January 25—Regular meeting, —Program: Linda—snowman

February 1— Board Meeting

February 15—Regular meeting—Sharlene—Red truck

March 1—Board Meeting

March 15—regular meeting—Pen and Ink—Dora

April 5—Board Meeting

April 19—Regular meeting—Louise—NOEL