








1st Grade Flow Chart Fall to Winter DIBELS

Step 1 Create sticky notes	<p>Write each student's name on a sticky note indicating his or her level or tier based upon Composite Score (pink for intensive, yellow for strategic, green for core, and blue for above core).</p> <p><i>If a student has a composite score of 129 or above, write his or her name on a blue sticky note. If a student has a composite score between 113-128, write his or her name on a green sticky, and so on for yellow and pink.</i></p>				
If...	96 or below Pink sticky note	97-112 Yellow sticky note	113-128 Green sticky note	129 or above Blue sticky note	
Step 2 Sort Sticky Notes by CLS	<p><i>Any student that has a 27 or above correct letter sounds (CLS) is sorted into the first pile, which stays with the data on the right side of the bold line. Then, all of those students are sorted again. Students having an 8 or above on whole word read (WWR) are placed into group D and students with a 7 or below on WWR are placed in group C. The students having a 42 or below on CLS are sorted into the second pile, which stays with the data on the left side of the bold line. Students having a 5 or above on WWR are placed into group B. Students having a 4 or below on WWR are placed into group A.</i></p>				
	26 or Below on CLS 			27 or Above on CLS 	
Step 3 Sort by WWR	4 or Below on WWR  Group A	5 or Above on WWR  Group B	12 or Below on WWR  Group C	13 or Above on WWR  Group D Administer DORF PM in Oct	
<p>Note: First grade data can show mixed results. The goal to find the most critical point of instruction. If students can already read fluently (above 45 WPM with an accuracy rate over 90%) the NWF data will be less applicable. The goal is to have a CLS score above 50 and a whole word read score between 10-15. Once those markers are met the focus should be on large amounts of text reading and high frequency words. There is grey area in using first grade data! See your reading coach for more info on correct student placement. Consult the Activity section of How Do I Plan and Teach Reading Groups for instructional strategies connected to the Focus Groups.</p>					