



BUILD A BETTER BIRD'S NEST



STEM Challenge

with Randi Sonenshine
Author of *The Nest That Wren Built*






The Design Process



(This is what makes it so STEM-y!)

The Nest that
Wren Built





Ask...



What natural and manmade materials can I find in and around my home to build a nest?



Imagine

How can I
make the
nest strong
enough to
hold ---
(an egg,
some rocks,
coins...you
choose!)

How can I
design the
nest so
that water
can't get
in?

What can I
learn from
studying
how birds
make their
nests?



Plan/Design

feather

twigs

leaf

moss



Sketch out your idea, showing how you will use the materials you found to answer your design questions.





Create!




Try different
arrangements
until you find
the right one!





Test and Improve

Did it meet
your
challenges?



If not,
make
changes
and test it
again.






Celebrate and Share




star effort



BRILLIANT




EGG-CELLENT!



berry



nice





FOR MORE BIRDTASTIC FUN:

check out my website: www.randisonenshine.com

and my Pinterest Board:

The Nest That Wren Built Fun Stuff

