

World Centers  
Infant Lesson Plans

Teachers <i>Loretta Hannah</i>		Week of <i>1/20/2019</i>			
	Monday <i>20</i>	Tuesday <i>21</i>	Wednesday <i>22</i>	Thursday <i>23</i>	Friday <i>24</i>
This week's song and finger play	<p>- Moon Moon p. 220</p> <p>- Reach for The Stars p. 221</p>				
Sensory Activities (At least one per day, can be combined with small group/art)	Picking up pasta rice cubes using kitchen tongs.	Painting and gluing cotton-balls on Squirrel picture	Painting w/ ice cubes on paper.	Mixing cheerios + sand in sensory tubes.	Scoping + pouring water w/ spoons + bowls in sensory tub.
Choice Time Additions (At least one per day- must be something new added to area or materials changed out- can't be basic item required for play)	Stacking rings on ring rod	Pulling strings out of zippered container.	Playing the drums in baby drum circle!	Connecting and pulling apart bunny blocks	Building with big legos
Special Events/Reminders		Squirrel Appreciation Day			Pajama Day

Lesson plans are due Thursday  
Please include 4 COR items a week marked with a (C)

World o. nders  
Small Group Lesson Plans

Teacher: Hannah			Week of: 1/20/20		
	Monday	Tuesday	Wednesday	Thursday	Friday
Small Group	<p>Activity</p> <p>Tracing letters of our names with paint dabbers</p>	<p>Activity</p> <p>Painting our "portrait" with feathers and adding stickers</p>	<p>Activity</p> <p>making faces in mirror to learn emotions</p>	<p>Activity</p> <p>exploring and pushing buttons on activity tables</p>	<p>Activity</p> <p>Putting shapes in shape sorter</p>
	<p>Early</p> <p>child grasps objects</p>	<p>Early</p> <p>child explores materials w/ different colors</p>	<p>Early</p> <p>child expresses emotions with body</p>	<p>Early</p> <p>child responds to an object</p>	<p>Early</p> <p>child tracks moving object</p>
	<p>Middle</p> <p>child makes marks on writing surface</p>	<p>Middle</p> <p>child explores art materials</p>	<p>Middle</p> <p>child initiates physical contact to express emotion</p>	<p>Middle</p> <p>child explores tool in play</p>	<p>Middle</p> <p>child fits object in correct size</p>
	<p>Later</p> <p>child scribbles</p>	<p>Later</p> <p>child uses materials to build &amp; make discreet marks</p>	<p>Later</p> <p>child names emotions</p>	<p>Later</p> <p>child explores technology devices</p>	<p>Later</p> <p>child moves self or objects in response to direction word</p>

World o. Orders  
Small Group Lesson Plans

Teacher: <i>Loretta</i>		Week of <i>1/21</i>			
	Monday <i>20</i>	Tuesday <i>21</i>	Wednesday <i>22</i>	Thursday <i>23</i>	Friday <i>24</i>
Small Group	Activity learning to spells our names using letters + magnetic board.	Activity Naming parts of our bodies	Activity Rolling / tossing bouncy balls back + forth	Activity collecting + sorting rubber ducks	Activity creating / making faces in mirror
	Early child attends to visual images	Early child expresses basic needs	Early child voluntarily throws the ball	Early child gathers/ shows interest in objects	Early child expresses an emotion w/ face or body
	Middle child plays w/ 3D materials that have characteristics of letters	Middle child self feeds finger foods	Middle child indicates end of event by leaving activity	Middle child gathers objects	Middle child initiates physical contact w/ another
	Later child says or signs a letter.	Later child points/ name basic parts of body	Later child anticipates the next event in sequence by rolling the ball	Later child groups objects 2 or more by size, color	Later child names/ signs emotion

World Class Teachers  
 Infant Lesson Plans

Teachers <i>Miranda / Cierra</i>		Week of <i>1/20/2019</i>			
	Monday	Tuesday	Wednesday	Thursday	Friday
This week's song and finger play	Practicing walking to the walking, walking song	Do the hand gestures to Baby Shark	Sing & Dance to Apples & Bananas	Catching bumble bees and bringing them home	Clap to the beat of Bingo was his name-o
Sensory Activities (At least one per day, can be combined with small group/art)	"Pet grooming" stuffed animals with a rag. "Brush" them.	Choosing our favorite color to paint a squirrel	Creating new sensory bottles for room	Play with moon sand	Glueing pom-poms to a heart shaped plate
Choice Time Additions (At least one per day - must be something new added to area or materials changed out - can't be basic item required for play)	Practicing our computer skills on our leap frog computers	Practice matching shapes with puzzles.	Being in a musical band with my friends	Reading many books to learn our ABCs and numbers	"Car wash" with rags
Special Events/Reminders		Squirrel Appreciation Day			Pajama Day





Lesson plans are due Thursday  
 Please include 4 COR items a week marked with a (C)

World of Readers  
Small Group Lesson Plans

Teacher: <u>Miranda Beck</u>		Week of: <u>January 20, 2020</u>			
	Monday <u>20</u>	Tuesday <u>21</u>	Wednesday <u>22</u>	Thursday <u>23</u>	Friday <u>24</u>
Small Group  Eli Harper Mary Maya Oakley	Activity Learning about animals as we put puzzles together	Activity Gang an acorn hunt to learn about our ABCs	Activity Making apple shaped foot prints	Activity Creating a love tree for our room	Activity Counting how many stickers we want to stick on a <u>Portfolio</u> plate
	Early Child watches another child	Early Child attends to visual images	Early Child explores materials with different textures and colors	Early Child expresses an emotion with their face or body	Early Child looks at, touches, or handles a single object
	Middle Child brings an object or shows affection to another child	Middle Child plays with 3-dimensional materials that have the characteristics of letters	Middle Child explores art materials	Middle Child initiates physical contact with another person to express emotion	Middle Child uses a word, sign or phrase to ask for "more"
	Later Child plays and works alongside other children	Later Child says or sings a letter	Later Child uses art materials to build, make marks or mold	Later Child names an emotion	Later Child uses a number word or rote counts

World o. orders  
Small Group Lesson Plans

Lierra L.

Teacher:		Week of:			
	Monday	Tuesday	Wednesday	Thursday	Friday
Small Group	<p>Activity</p> <p>'LOVE' painting with feet &amp; hands.</p> 	<p>Activity</p> <p>Race balls down the slide.</p>  <p>Problem Solving 'C' or 'D'?</p> <p>Natural &amp; physical</p>	<p>Activity</p> <p>Color hearts to hang up.</p>  <p>markers? Crayons? Dot paint?</p>	<p>Activity</p> <p>Put 'little people' in planes and drive them around room.</p>	<p>Activity</p> <p>Glue feathers on cupid.</p> 
	ART 'X'		Fine motor 'J'	Pretend play 'AA'	Writing 'R'
	0 Early explores materials with different texture/color.	0 Early Responds to a sensory experience	0 Early Opens/closes hands.	0 Early watches & listens to others.	0 Early Grasps object
	1 Middle explores materials	1 Middle Picks up, examines, or uses object.	1 Middle uses small muscles to handle object	1 Middle imitates actions of animals, object, person.	1 Middle makes marks
2 Later Builds/marks/ mold/flattens.	2 Later Names object or event.	2 Later Fits/pulls apart object.	2 Later child uses object to stand for another.	2 Later Scribbles	

World Class Teachers  
Toddler Lesson Plans

Teachers <i>Kelsey &amp; Heather</i>		Week of <i>1/20/2019</i>			
	Monday	Tuesday	Wednesday	Thursday	Friday
Morning Meeting (songs, finger plays, books used this week)	<i>Talking about the weather</i> <i>Noisey Farm book</i> <i>Good morning to you</i>				
Large Group Activity	<i>Classroom Parade w/ instruments</i>	<i>making squirrel head bands</i> <i>Climbing like squirrels</i>	<i>Fun to get fit song</i>	<i>Play beep, go game</i>	<i>Sleeping bunnies</i>
Choice Time Additions Sensory	<i>Cotton balls and paper</i>				
Art	<i>pipe cleaners</i>				
Dramatic Play	<i>teddy bear picnic</i>				
Manipulatives:	<i>Triolo Workshop - wooden stacking puzzle</i>				
Choice time focus: What area will you be focusing on with individual children this week?	<i>recognizing numbers</i>				
Special Events/Reminders		<i>Squirrel Appreciation Day</i>			<i>Pajama Day</i>

Lesson plans are due Thursday  
Please include 4 COR items a week marked with a (C)

World of Orders  
Small Group Lesson Plans

Teacher: <i>Natter</i>		Week of: <i>1-20-20</i>			
	Monday	Tuesday	Wednesday	Thursday	Friday
Small Group	Activity <i>Letters in cool whip Practice on table</i>	Activity <i>Paint w/ Sharing cream</i>	Activity <i>Color Whirt</i>	Activity <i>Practice jumping, walking a balance beam</i>	Activity <i>Shape match Game</i>
	Early <i>Child makes marks on writing surface</i>	Early <i>Explores art materials</i>	Early <i>Collects objects</i>	Early <i>Child walks</i>	Early <i>Fits an object into an opening that is correct</i>
	Middle <i>Child scribbles</i>	Middle <i>Uses art materials</i>	Middle <i>Groups things into 2 or more collections</i>	Middle <i>Runs or marches while navigating around people or objects</i>	Middle <i>Moves him/herself in response to a simple direction</i>
	Later <i>Writes distinct letter</i>	Later <i>Notices unintended result</i>	Later <i>Represents info in concrete ways</i>	Later <i>Jumps both feet off the ground or gallops</i>	Later <i>Recognizes names of dimensional shapes</i>



World of Wonders  
Small Group Lesson Plans

Teacher: Kelsey		Week of: 1/20/20			
	Monday	Tuesday	Wednesday	Thursday	Friday
Small Group	<p>Activity</p> <p>Examining bugs in glass</p>	<p>Activity</p> <p>Valentines day color ink blot art</p>	<p>Activity</p> <p>Singing/dancing to head shoulders knees and toes talking about each body part</p>	<p>Activity</p> <p>Using tweezers to pick up Yarn</p>	<p>Activity</p> <p>Tracing our last name with Q-tips and paint</p>
	<p>Early</p> <p>picks up examines or uses a natural object or material</p>	<p>Early</p> <p>explores art materials</p>	<p>Early</p> <p>names a basic body part</p>	<p>Early</p> <p>uses their small muscles to handle or pick up objects</p>	<p>Early</p> <p>makes marks on a writing surface</p>
	<p>Middle</p> <p>names an object or event in the natural and physical world</p>	<p>Middle</p> <p>uses art materials to build make discrete marks or to mold or flatten</p>	<p>Middle</p> <p>performs a personal task with assistance</p>	<p>Middle</p> <p>fits materials together or pulls them apart</p>	<p>Middle</p> <p>Scribbles</p>
	<p>Later</p> <p>initiates or talks about performing an action helpful to plants or animals</p>	<p>Later</p> <p>uses art materials notices an unintended result and says what it looks like</p>	<p>Later</p> <p>performs a personal task independently</p>	<p>Later</p> <p>uses their small muscles with moderate control</p>	<p>Later</p> <p>writes discrete letter like forms</p>

World Class Teachers  
Toddler Lesson Plans

Teachers <i>Raven + Kaita</i>		Week of <i>1/20/2019</i>			
	Monday	Tuesday	Wednesday	Thursday	Friday
Morning Meeting (songs, finger plays, books used this week)	Play "Happy" Song on Radio and ask friends how they are feeling	ABC Book "S is for Squirrel"	Days of the week song	ABA BAB Alphabet Book	Weather Song w/ weather bottles
Large Group Activity	Snowball Toss w/ friends	Hand Print <sup>(Paint)</sup> Brown HUFF On giant squirrel tail	Color giant snowflake for door as a group	Hand Print Snowflakes Banner	Snow Dough 1/2 c conditioner 3 cups baking soda
Choice Time Additions Sensory	Water bin w/ cotton balls + ping pong balls				
Art	Our winter / Spring door w/ snowflakes + flowers				
Dramatic Play	Teddy bears + Polar bears				
Manipulatives:	four prong face connectors #				
Choice time focus: What area will you be focusing on with individual children this week?	Emotions + expressing using words + signs.				
Special Events/Reminders		Squirrel Appreciation Day			Pajama Day

Lesson plans are due Thursday  
Please include 4 COR items a week marked with a (C)

Sample  
Small Group Lesson Plans

Teacher: MISS. Kayla		Week of: 11/20/20			
	Monday	Tuesday	Wednesday	Thursday	Friday
Small Group	<p style="text-align: center;">Activity</p> <p>Magnetic Letters Fishing (an alphabet sensory activity)</p>	<p style="text-align: center;">Activity</p> <p>Spiky ball painting</p>	<p style="text-align: center;">Activity</p> <p>Shaving cream sensory bag w/ food coloring</p>	<p style="text-align: center;">Activity</p> <p>Learn to count (1-10) with dot markers or stickers</p>	<p style="text-align: center;">Activity</p> <p>Painting ice cubes</p>
	<p style="text-align: center;">Early</p> <p>Child Says or sings a letter</p>	<p style="text-align: center;">Early</p> <p>Child uses art materials to build make discrete marks or to mold or flatten.</p>	<p style="text-align: center;">Early</p> <p>Child uses the same word to name more than one object</p>	<p style="text-align: center;">Early</p> <p>Child uses a number word or rote counts</p>	<p style="text-align: center;">Early</p> <p>Child uses trial and error to investigate a material itself and or an idea</p>
	<p style="text-align: center;">Middle</p> <p>Child identifies a letter</p>	<p style="text-align: center;">Middle</p> <p>Child uses art materials notices an unintended result and says what it looks like.</p>	<p style="text-align: center;">Middle</p> <p>Child sorts or matches things and may identify things as being the same or different</p>	<p style="text-align: center;">Middle</p> <p>Child consistently counts (with one to one correspondence up to 10 objects)</p>	<p style="text-align: center;">Middle</p> <p>Child describes a change in an object or situation.</p>
	<p style="text-align: center;">Later</p> <p>Child identifies 10 or more letter</p>	<p style="text-align: center;">Later</p> <p>Child makes simple representations with a few details.</p>	<p style="text-align: center;">Later</p> <p>Child sorts things based on one characteristic (attribute) and describes the reason.</p>	<p style="text-align: center;">Later</p> <p>Child identifies four or more single digit numerals.</p>	<p style="text-align: center;">Later</p> <p>Child makes a verbal prediction at random.</p>

Each primary care grouping should have this filled out weekly. Should be based on student interest and need.

World of Orders  
Small Group Lesson Plans

Teacher: Rowen		Week of: 1/20			
	Monday K	Tuesday AA	Wednesday M	Thursday V	Friday DD
Small Group	<p>Activity</p> <p>Play "Head, Shoulders, knees &amp; toes"</p> <p>Have child name body parts &amp; what they used for (eyes, ears, etc)</p>	<p>Activity</p> <p>Dress-up + puppet show as squirrels</p> <p>(Use the window as background for puppet show)</p>	<p>Activity</p> <p>Simon Says</p> <p>Have the children point to body parts based off what is said</p>	<p>Activity</p> <p>Make a road w/ the magnetic blocks based on color pattern</p>	<p>Activity</p> <p>Child plays w/ sand &amp; shapes</p> <p>(talk about where sand is &amp; what animals live in or around it)</p>
	<p>Early</p> <p>Child names basic body part</p>	<p>Early</p> <p>Child uses an object to stand for another</p>	<p>Early</p> <p>Child responds nonverbally to statement or request</p>	<p>Early</p> <p>Child <del>lines</del> gathers 3 or more objects</p>	<p>Early</p> <p>Child picks up or examines natural object</p>
	<p>Middle</p> <p>Child performs personal care act w/ assistance</p>	<p>Middle</p> <p>Child pretends using words &amp; takes a role as a character</p>	<p>Middle</p> <p>Child responds verbally to statement or request</p>	<p>Middle</p> <p>Child lines up 3 or more objects after each other</p>	<p>Middle</p> <p>Child names object or natural event in world</p>
	<p>Later</p> <p>Child performs personal care act independently</p>	<p>Later</p> <p>Child engages and repeats scenarios</p>	<p>Later</p> <p>Child retells what they did or multiple things they did</p>	<p>Later</p> <p>Child recognizes simple patterns ABA B A B ex.</p>	<p>Later</p> <p>Child talks about animals &amp; their habitats</p>

World of Wonder  
Preschool, Pre-K Lesson Plans

Teachers <i>Haley</i>		Week of <i>1/20/2020</i>			
	Monday	Tuesday	Wednesday	Thursday	Friday
Morning Meeting (songs, topics, new materials, etc. May repeat throughout week)	<i>Feelings flash cards (how are we feeling today)</i> <i>"Come on lets jump"</i> <i>"Five fun facts about squirrels"</i>				
Large Group Activity	<i>have a race scurrying like a squirrel</i>	<i>fill decorated cups with acorns &amp; hide them.</i>	<i>Acorn counting game</i>	<i>see who can find the most acorns hidden in the classroom</i>	<i>make up a squirrel dance</i>
Work time Additions Sensory	<i>frozen shaving cream</i>				
Art (additional items added to this area)	<i>paint dotters</i>				
Dramatic Play	<i>Pizza shop</i>				
Literacy Area (1 new activity a week)	<i>letter stencels</i>				
Math/Science	<i>make sensory bottles (1 a day)</i>				
Special Events/Reminders					
		<i>Squirrel Appreciation Day</i>			<i>Pajama Day</i>

Lesson plans are due Thursday  
Please include 4 COR items a week marked with a (C)

World of wonders  
Small Group Lesson Plans

Teacher: Ms. Haley		Week of: 1/20/2020			
	Monday	Tuesday	Wednesday	Thursday	Friday
Small Group	<p style="text-align: center;">Activity</p> make squirrel puppets	<p style="text-align: center;">Activity</p> make a decorated cup for acorns	<p style="text-align: center;">Activity</p> make squirrel hats with squirrel head coloring pages	<p style="text-align: center;">Activity</p> make squirrel faces with construction paper pieces.	<p style="text-align: center;">Activity</p> paint a tree paper plate for squirrel puppet
	<p style="text-align: center;">Early</p> child explores art materials	<p style="text-align: center;">Early</p> child explores art materials	<p style="text-align: center;">Early</p> child explores art materials	<p style="text-align: center;">Early</p> child explores art materials	<p style="text-align: center;">Early</p> child explores art materials
	<p style="text-align: center;">Middle</p> child uses art materials to build	<p style="text-align: center;">Middle</p> child uses art materials to build	<p style="text-align: center;">Middle</p> child uses art materials to build	<p style="text-align: center;">Middle</p> child uses art materials to build	<p style="text-align: center;">Middle</p> child uses art materials to build
	<p style="text-align: center;">Later</p> child uses art materials, § notices unintended result	<p style="text-align: center;">Later</p> child uses art materials § notices unintended result	<p style="text-align: center;">Later</p> child uses art materials § notices unintended result	<p style="text-align: center;">Later</p> child uses art materials § notices unintended result	<p style="text-align: center;">Later</p> child uses art materials § notices unintended result

World Connections  
Preschool, Pre-K Lesson Plans

Teachers <i>Melissa + Taylor</i>		Week of <i>1/20/2020</i>			
	Monday	Tuesday	Wednesday	Thursday	Friday
Morning Meeting (songs, topics, new materials, etc. May repeat throughout week)	<ul style="list-style-type: none"> <li>• Books about families or friendship</li> <li>• Home to school board</li> <li>• Songs related to learning numbers</li> </ul>				
Large Group Activity	Make a class quilt with paper and other art supplies	Pin the tail on the squirrel game.	Hot potato	Emotional control practice: what would you do if... skits	Chalk wall art mural
Work time Additions	Streamers and people				
Sensory	glitter and glue				
Art (additional items added to this area)	princesses and princes				
Dramatic Play	letter matching cards				
Literacy Area (1 new activity a week)	number magnets / Will it sink? water sensory				
Math/Science					
Special Events/Reminders		Squirrel Appreciation Day	Happy 4th birthday Henry!		Pajama Day

Lesson plans are due Thursday  
Please include 4 COR items a week marked with a (C)

World of Orders  
Small Group Lesson Plans

Teacher: Miss Melissa		Week of: 1/20/2020			
	Monday	Tuesday	Wednesday	Thursday	Friday
Small Group	<p>Activity</p> <p>Mixing Colored Water</p> <p>C = CC</p>	<p>Activity</p> <p>Snowman Sensory Bottles</p> <p>C = J</p>	<p>Activity</p> <p>"I Spy" Letters</p> <p>C = O</p>	<p>Activity</p> <p>Marshmallow Snowman Craft</p> <p>C = X</p>	<p>Activity</p> <p>Beanbag Number Toss</p> <p>C = S</p>
	<p>Early</p> <p>child uses trial &amp; error to investigate a material or idea.</p>	<p>Early</p> <p>child puts materials together or pulls them apart</p>	<p>Early</p> <p>child says or sings a letter</p>	<p>Early</p> <p>child uses art materials to build, make discrete marks, or to mold/flatten</p>	<p>Early</p> <p>child uses a number word or rote counts</p>
	<p>Middle</p> <p>child describes a change in an object or situation</p>	<p>Middle</p> <p>child uses his/her small muscles with moderate control</p>	<p>Middle</p> <p>child identifies a letter</p>	<p>Middle</p> <p>child uses art materials, notices an unintended result, and says what it looks like.</p>	<p>Middle</p> <p>child consistently counts (one-to-one) up to 10 objects</p>
	<p>Later</p> <p>child makes a verbal prediction at random.</p>	<p>Later</p> <p>child manipulates small objects with dexterity and precision.</p>	<p>Later</p> <p>child identifies 10 or more letters</p>	<p>Later</p> <p>child makes simple representations with a few details</p>	<p>Later</p> <p>child identifies 4 or more single digit numerals</p>



World of Orders  
Small Group Lesson Plans

Teacher: Taylor		Week of: 1/10/2020			
	Monday O-P-LA	Tuesday DD	Wednesday J-P-EM	Thursday CC-P-S	Friday X
Small Group	<p>Activity</p> <p>Make name plates with our names and things that start with our name ex) T is Taylor and Tiger, Tulip, + TV!</p>	<p>Activity</p> <p>Make squirrel feeds with bird seed and other things squirrels like (haha)</p>	<p>Activity</p> <p>Make bracelets with pipe cleaners and cheerios or noodles.</p>	<p>Activity</p> <p>Make elephant toothpaste with</p>	<p>Activity</p> <p>Design your own pair of pajamas with a blank PJ template.</p>
	<p>Early</p> <p>Child says or sings a letter</p>	<p>Early</p> <p>Child names an object or event in the natural or physical world.</p>	<p>Early</p> <p>Child fits materials together or pulls them apart</p>	<p>Early</p> <p>Child performs an action on an object.</p>	<p>Early</p> <p>Child uses art materials to build, make discrete marks, or to mold or flatten.</p>
	<p>Middle</p> <p>Child identifies 10 or more letters</p>	<p>Middle</p> <p>Child initiates an action an action helpful to wild-life.</p>	<p>Middle</p> <p>Child uses their small muscles with moderate control</p>	<p>Middle</p> <p>Child uses trial and error to investigate a material or an idea.</p>	<p>Middle</p> <p>Child uses art materials, notices an unintended result, and says what it looks like.</p>
	<p>Later</p> <p>Child identifies a letter</p>	<p>Later</p> <p>Child talks about animals and their habitats</p>	<p>Later</p> <p>Child manipulates small objects with dexterity and precision</p>	<p>Later</p> <p>Child describes a change in an object or situation.</p>	<p>Later</p> <p>Child makes simple representation with a few details.</p>

World Connections  
Preschool, Pre-K Lesson Plans

Teachers <i>Angie &amp; Katelyn</i>		Week of <i>1/20/2020</i>			
	Monday	Tuesday	Wednesday	Thursday	Friday
Morning Meeting (songs, topics, new materials, etc. May repeat throughout week)	<i>Calendar Weather finger plays Story</i>				
Large Group Activity	<i>Animal Charades</i>	<i>Drawing a Squirrel habitat on big paper</i>	<i>Alphabet Hunt</i>	<i>Keep the balloon off the floor</i>	<i>Duck, Duck, goose</i>
Work time Additions Sensory	<i>Beans, Playdough + CUPS</i>				
Art (additional items added to this area)	<i>Cotton balls, plastic spoons</i>				
Dramatic Play	<i>Camping</i>				
Literacy Area (1 new activity a week)	<i>Letter puzzles, letter transformers</i>				
Math/Science	<i>Pattern Cubes</i>				
Special Events/Reminders		<i>Squirrel Appreciation Day</i>			<i>Pajama Day</i>

Lesson plans are due Thursday  
Please include 4 COR items a week marked with a (C)

World     onders  
Small Group Lesson Plans

Teacher: <u>ms. Angie Breazeale</u>		Week of: <u>Jan 20-24<sup>th</sup></u>			
	Monday	Tuesday	Wednesday	Thursday	Friday
Small Group	Activity <u>(3B)</u> Categorizing what is magnetic and what is not with magnets.	Activity <u>(5D)</u> Cutting Out Squirrels and dressing them.	Activity <u>(6B)</u> Drawing a map of them on a Bear hunt.	Activity <u>(6)</u> Dressing up and pretending what we want to be when we grow up.	Activity <u>(R)</u> Writing Sight words on Dry Erase Boards.
	Early <u>(3)</u> Child sorts things by same or different.	Early <u>(3)</u> Child talks about performing a helpful act with Squirrels.	Early <u>(3)</u> Child uses symbols.	Early <u>(3)</u> Child transitions around daily routine.	Early <u>(3)</u> Child writes discrete letter like forms.
	Middle <u>(4)</u> Child sorts things in one characteristic and gives reason.	Middle <u>(4)</u> Child talks about the habitats.	Middle <u>(4)</u> Child reads a simple familiar map.	Middle <u>(4)</u> Child reminds others of social expectations.	Middle <u>(4)</u> Child writes five or more letters.
	Later <u>(5)</u> Child sorts things based by two characteristics.	Later <u>(5)</u> Child talks about a change in the environment.	Later <u>(5)</u> Child knows how to navigate.	Later <u>(5)</u> Child talks or performs at helpful action.	Later <u>(5)</u> Child combines letters to form words.

World c orders  
Small Group Lesson Plans

Teacher: Ms. Katelyn		Week of: 1-20-20			
	Monday	Tuesday	Wednesday	Thursday	Friday
Small Group	Activity (R) Writing Our names In Shaving Cream.	Activity (DD) Dressing a Squirrel for the weather	Activity (FF) Drawing Pictures of our families	Activity (X) Decorating Mittens for bulletin board.	Activity (W) Graphing Our favorite weather
	Early (4) Child writes 5 or more recognizable letters or numerals.	Early (4) talks about different types of wild life live or are found	Early (4) Child identifies sim or diff in people personal characteristics	Early (4) Child makes sim rep w/ few details	Early (4) Child reps info in abstract ways
	Middle (5) Combines letters to form words for a purpose	Middle (5) Identifies a change in materials or the environment and a possible cause.	Middle (5) Child compares his or her own and other family characteristics	Middle (5) Child makes complex rep w/ many details.	Middle (5) Child interprets info from a rep
	Later (6) Child writes a sentence separating words with spaces.	Later (6) Child explains how/ why peoples behaviors can be harmful to the environment and offers idea to help	Later (6) Child voices sense of belonging to community	Later (6) Child notices how artistic feat connect to feelings and ideas.	Later (6) Child applies info from a representation.

Winter

Teachers	Jordan + Shelby + Sarah				Week of	1/20/2020	
	Monday	Tuesday	Wednesday	Thursday	Friday		
Morning Meeting	Whats your favourite thing about snow?	Whats your favourite snow clay activity?	Whats your favourite winter-themed movie?	Mittens or Gloves?	favourite arctic animal?		
Large Group Activity	Kids winter bingo	Pin the tail on the squirrel			Pajama dance Party		
Work time Additions	make weather bottles						
Sensory	Cottonballs						
Art (additional items added to this area)	Cottonballs						
Dramatic Play	Doctor bin						
Literacy Area (1 new activity a week)	winter themed madlibs						
Science/math	Exploding Snowman						
Special Events/Reminders							
		Squirrel Appreciation Day					Pajama Day

World of Orders  
Small Group Lesson Plans

Teacher: <u>Jordan</u>		Week of: <u>1/20/2020</u>			
	Monday	Tuesday	Wednesday	Thursday	Friday
Small Group	Activity make snow flakes	Activity	Activity make winter scene	Activity	Activity make winter scene
	Early will be able to work w/ materials	Early	Early will be able to work w/ materials	Early	Early will be able to work w/ materials
	Middle will be able to work w/ materials and add details	Middle	Middle will be able to work w/ materials and add details	Middle	Middle will be able to work w/ materials and add details
	Later will be able to work w/ materials and add details and their ideas more than asked for.	Later	Later will be able to work w/ materials and add details and their ideas more than asked for.	Later	Later will be able to work w/ materials and add details and their ideas more than asked for.

World of Orders  
Small Group Lesson Plans

Teacher: Shelby ☺		Week of:			
	Monday	Tuesday	Wednesday	Thursday	Friday
Small Group	Activity Make Snowmen! "using their names."	Activity	Activity make Snow Flakes w/ Q-tips!	Activity	Activity make an igloo!
	Early will get to work w/ materials.	Early	Early will get to work w/ materials.	Early	Early will get to work w/ the materials
	Middle will work w/ materials & add ideas.	Middle	Middle will work w/ materials & add ideas.	Middle	Middle will work w/ materials & add ideas.
	Later will work w/ materials & get creative w/ ideas.	Later	Later will work w/ materials & get creative w/ their ideas.	Later	Later will work w/ materials & get creative w/ their ideas.

ideas.