



**MAY WALKER**, CONSTABLE  
PRECINCT SEVEN  
HARRIS COUNTY, TEXAS

MAIN OFFICE  
5300 Griggs Road  
Houston, Texas 77021  
PHONE (713) 643-6602  
FAX (713) 643-3401

**Date: July 1, 2021**

From: Sergeant T. Roe  
Braeburn Valley Contract Division Supervisor  
Harris County Constable's Office of Precinct "7"

To: Property Owners Association  
Board of Directors & Management Company

Subject: June Monthly Productivity Analysis Report  
Enclosure: **MPAR-June 2021**  
Distribution: Board of Directors & Management Company

The purpose of this "**Monthly Productivity Analysis Report**" (M.P.A.R.) is to provide the executive command staff with the appropriate data to analyze the productivity of assigned personnel and their shifts' activities to allow for the validation of individual and divisional performance evaluations. With regard to the specific contents of the report, there are 18 distinctive component parts of this report. These components are enumerated below:

- |  |   |
|--|---|
| 01. Patrol Activity Details                | 10. Traffic Enforcement Report                |
| 02. Patrol Activity Analytical Summary     | 11. Trends & Percentages of Traffic           |
| 03. Patrol Activity Percentages & Trends   | 12. Citation & Warning Issuance Review        |
| 04. Security Checks Report                 | 13. Call for Service Report ( <i>C.F.S.</i> ) |
| 05. Security Checks Percentages & Trends   | 14. Reserve Deputy Use/Milage                 |
| 06. Crisis Intervention Disposition Report | 15. M.P.A.R. Report                           |
| 07. Offense/Incident Generation Report     | 16. Summaries                                 |
| 08. Criminal Arrest Types Report           |   |
| 09. Warrant Execution Report               |   |

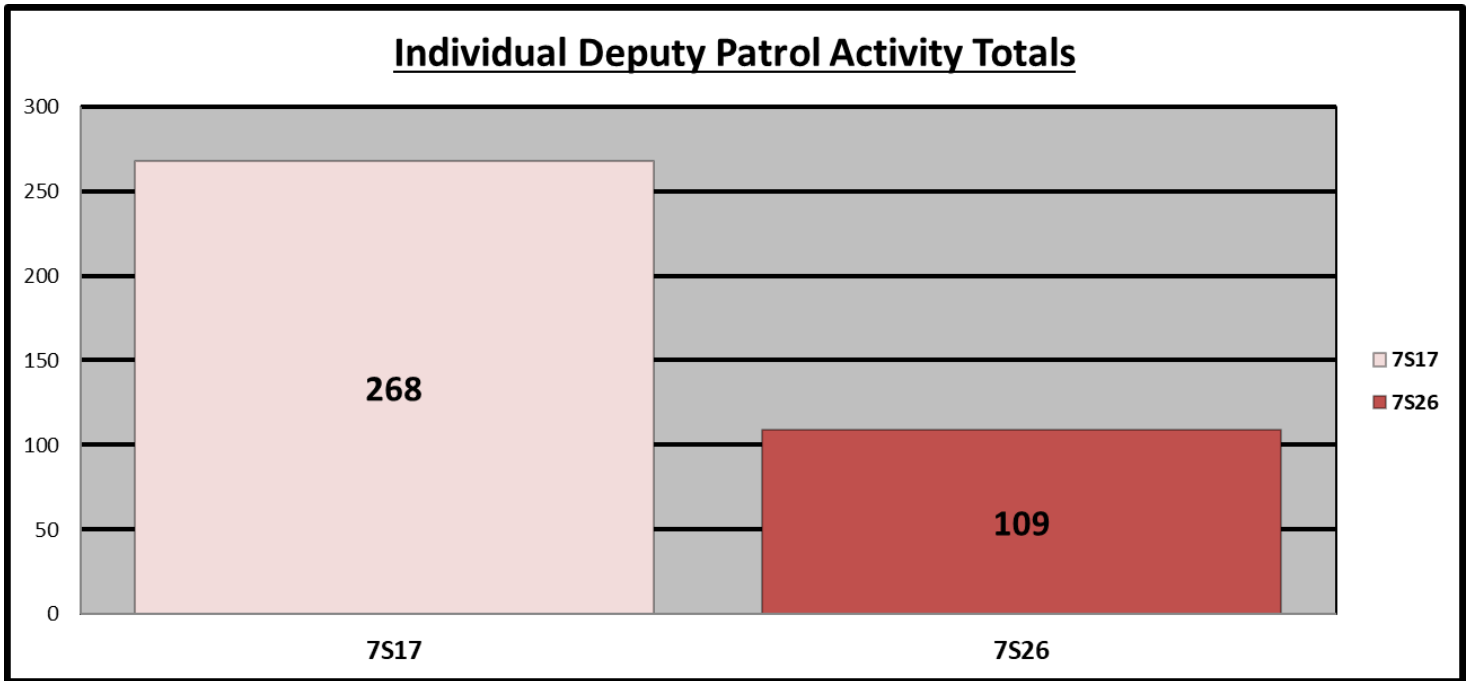
A cursory analysis of the statistical data from this report should be demonstrative of the quality of performance of this agency in realizing the contractual obligations and the overall achievement of the goals and objectives of this Agency and the Toll Road Division.

A total of **320** man-hours was scheduled; **240** man-hours were actual dedicated to patrol functions. hours were exhausted on vacation time, workers compensatory, and sick leave. **1,208** total miles were driven and the shift responded to **367** total service calls. The shift issued **13** traffic warnings, made **1** arrests and handled **15** enforcement service-related calls. The average productivity ratio for this month for this shift is **3.7**

*	<i>Patrol Activity Types</i>	7S 17	7S 26	TOT	AVER
A	Citizen Contact	80	25	105	52.5
B	Patrol Alert	32	0	32	16.0
C	Security Checks	119	67	186	93.0
D	Suspicious Person/Vehicle	5	2	7	3.5
E	Traffic Law Enforcement	3	12	15	7.5
F	Offense/Incident Reports	0	0	0	0.0
G	Vacation Watch	0	0	0	0.0
H	Open Door / Window	2	0	2	1.0
I	Assist Contract Citizen	0	0	0	0.0
J	Welfare Check / Med.	4	0	4	2.0
K	Traffic Initiative	1	0	1	0.5
L	Traffic Hazard	3	1	4	2.0
M	Animal Humane	4	0	4	2.0
N	Alarms	3	0	3	1.5
O	Mental Cases (171)	0	0	0	0.0
P	Disturbance	2	2	4	2.0
Q	Criminal Investigation	0	0	0	0.0
R	Follow-up Investigation	0	0	0	0.0
S	Criminal Mischief	0	0	0	0.0
T	Burglary Residence/Vehicle	0	0	0	0.0
U	Theft / Theft of Business	1	0	1	0.5
V	Citizen Assaulted	0	0	0	0.0
W	Robbery of an Individual	0	0	0	0.0
X	Trespass Warning	0	0	0	0.0
Y	Major/Minor Crash	0	0	0	0.0
Z	Child Custody Disputes	0	0	0	0.0
AA	Assist The Officer (Pct. 7)	9	0	9	4.5
BB	Runaway Missing Persons	0	0	0	0.0
CC	Assisted LEA	0	0	0	0.0
DD	Solicitors	0	0	0	0.0
EE	Meeting/Event/Ct.	0	0	0	0.0
<b>MONTH TOTALS</b>					
*		268	109	377	188.5

*	<i>Security Checks</i>	7S 17	7S 26	TOT	AVER
(A)	Business Checks	0	0	0	0.0
(B)	Park Checks	31	5	36	18.0
(C)	Contract Checks	236	79	315	157.5
(D)	School Checks	0	0	0	0.0
<b>Totals</b>					
(E)		267	84	351	175.5

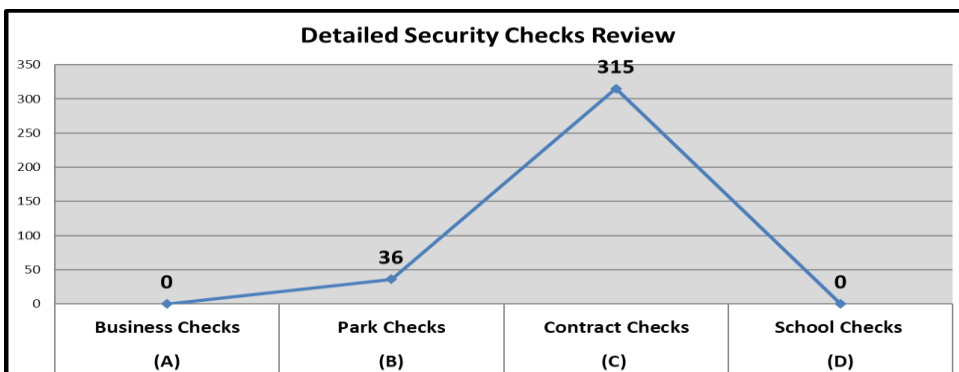
## Patrol Activity by Braeburn Valley Personnel:



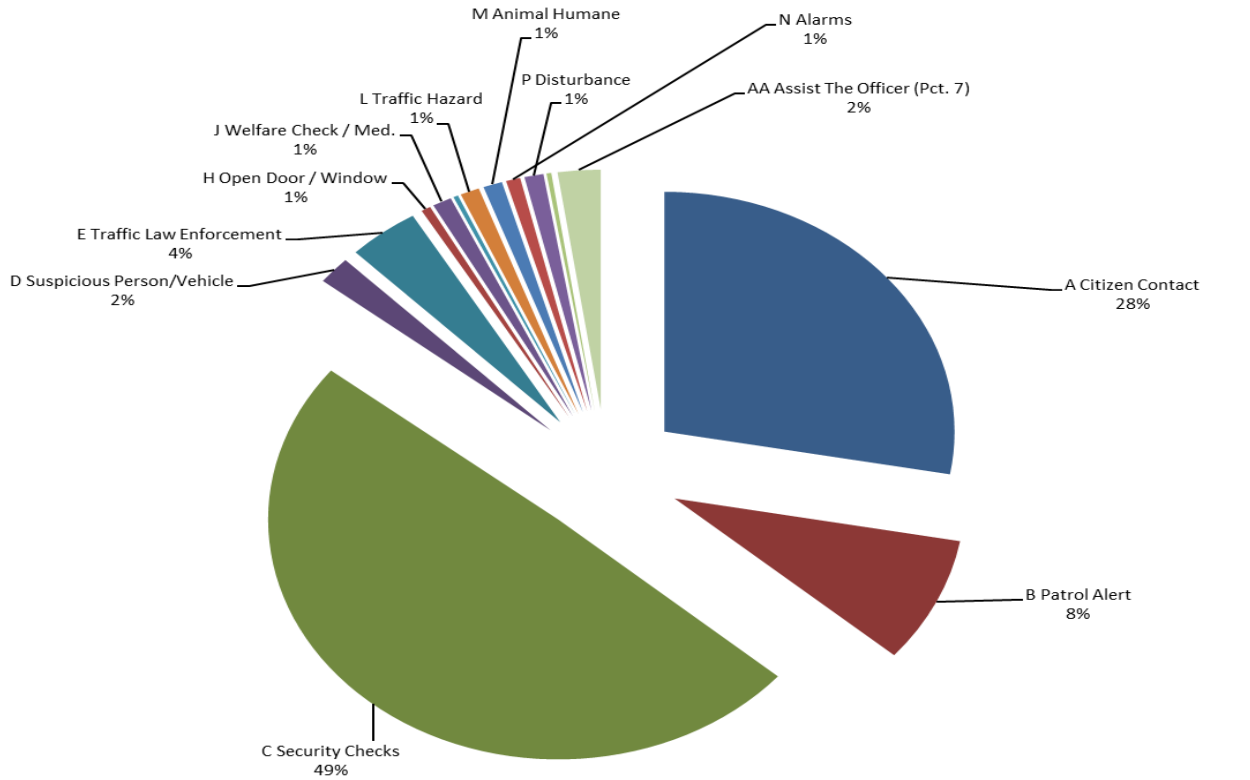
## Security Checks Monthly Total:

*	Security Checks	7S17	7S26	TOT	AVER	%
(A)	Business Checks	0	0	0	0.0	0%
(B)	Park Checks	31	5	36	18.0	10%
(C)	Contract Checks	236	79	315	157.5	90%
(D)	School Checks	0	0	0	0.0	0%
(E)	<i>Totals</i>	267	84	351	175.5	100%

## Detailed Security Checks Monthly:

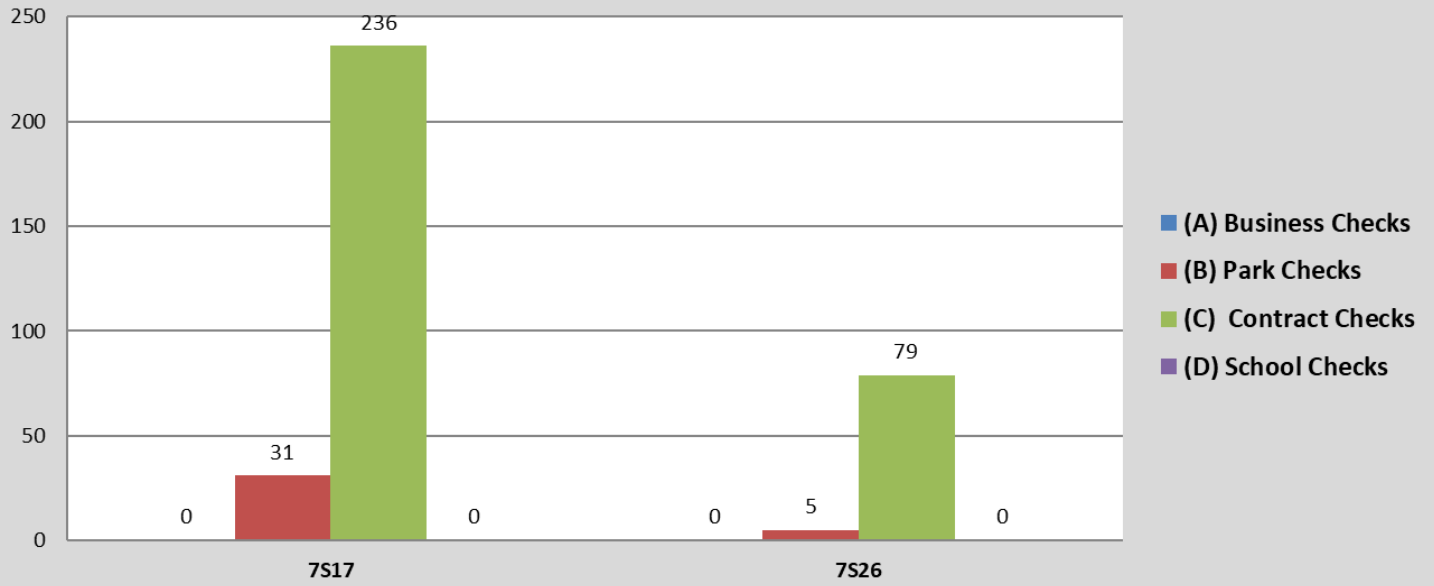


## Percentage of Patrol Activity



- |                               |                              |                                  |                                |
|-------------------------------|------------------------------|----------------------------------|--------------------------------|
| ■ A Citizen Contact           | ■ B Patrol Alert             | ■ C Security Checks              | ■ D Suspicious Person/Vehicle  |
| ■ E Traffic Law Enforcement   | ■ F Offense/Incident Reports | ■ G Vacation Watch               | ■ H Open Door / Window         |
| ■ I Assist Contract Citizen   | ■ J Welfare Check / Med.     | ■ K Traffic Initiative           | ■ L Traffic Hazard             |
| ■ M Animal Humane             | ■ N Alarms                   | ■ O Mental Cases (171)           | ■ P Disturbance                |
| ■ Q Criminal Investigation    | ■ R Follow-up Investigation  | ■ S Criminal Mischief            | ■ T Burglary Residence/Vehicle |
| ■ U Theft / Theft of Business | ■ V Citizen Assaulted        | ■ W Robbery of an Individual     | ■ X Trespass Warning           |
| ■ Y Major/Minor Crash         | ■ Z Child Custody Disputes   | ■ AA Assist The Officer (Pct. 7) | ■ BB Runaway Missing Persons   |
| ■ CC Assisted LEA             | ■ DD Solicitors              | ■ EE Meeting/Event/Ct.           |                                |

### Individual Personnel Security Check Trends

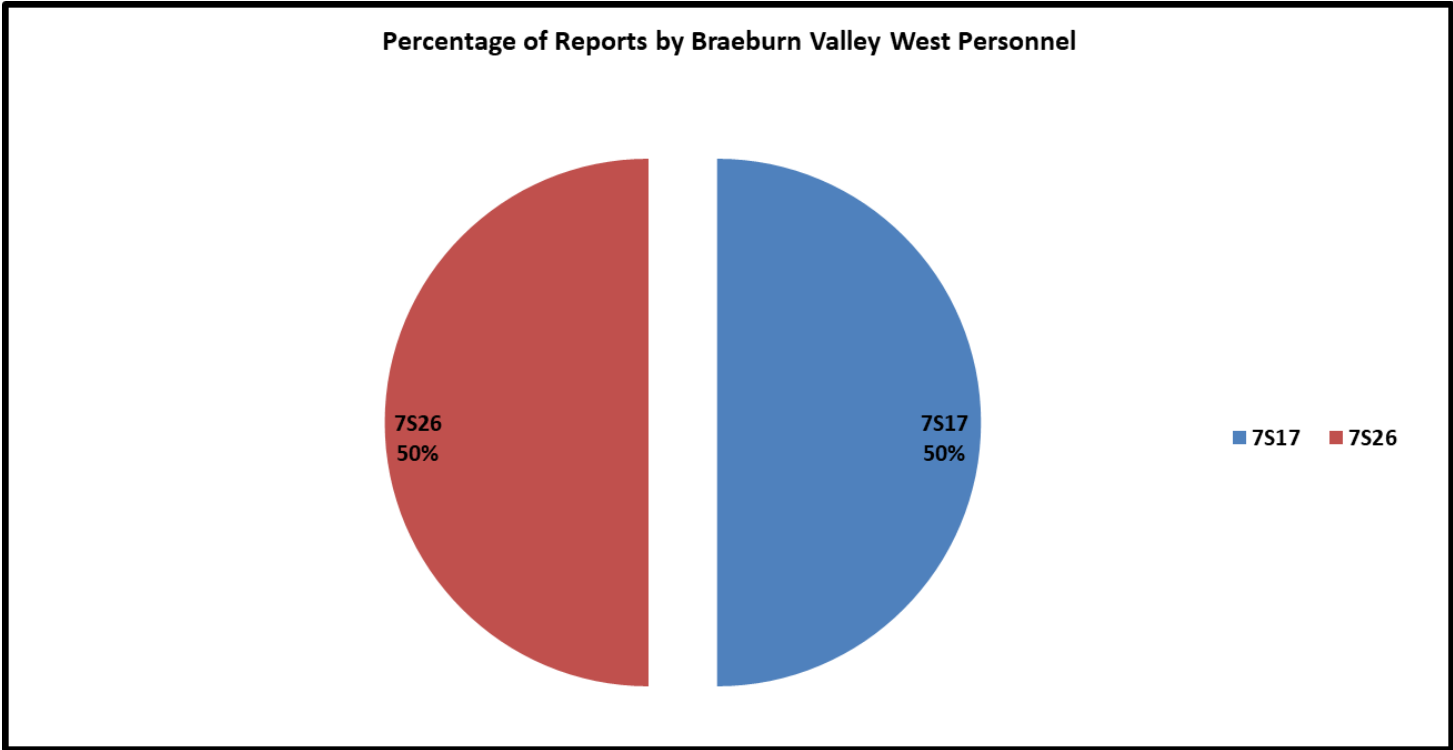


**CIT/MHO Dispositions Monthly Total:**

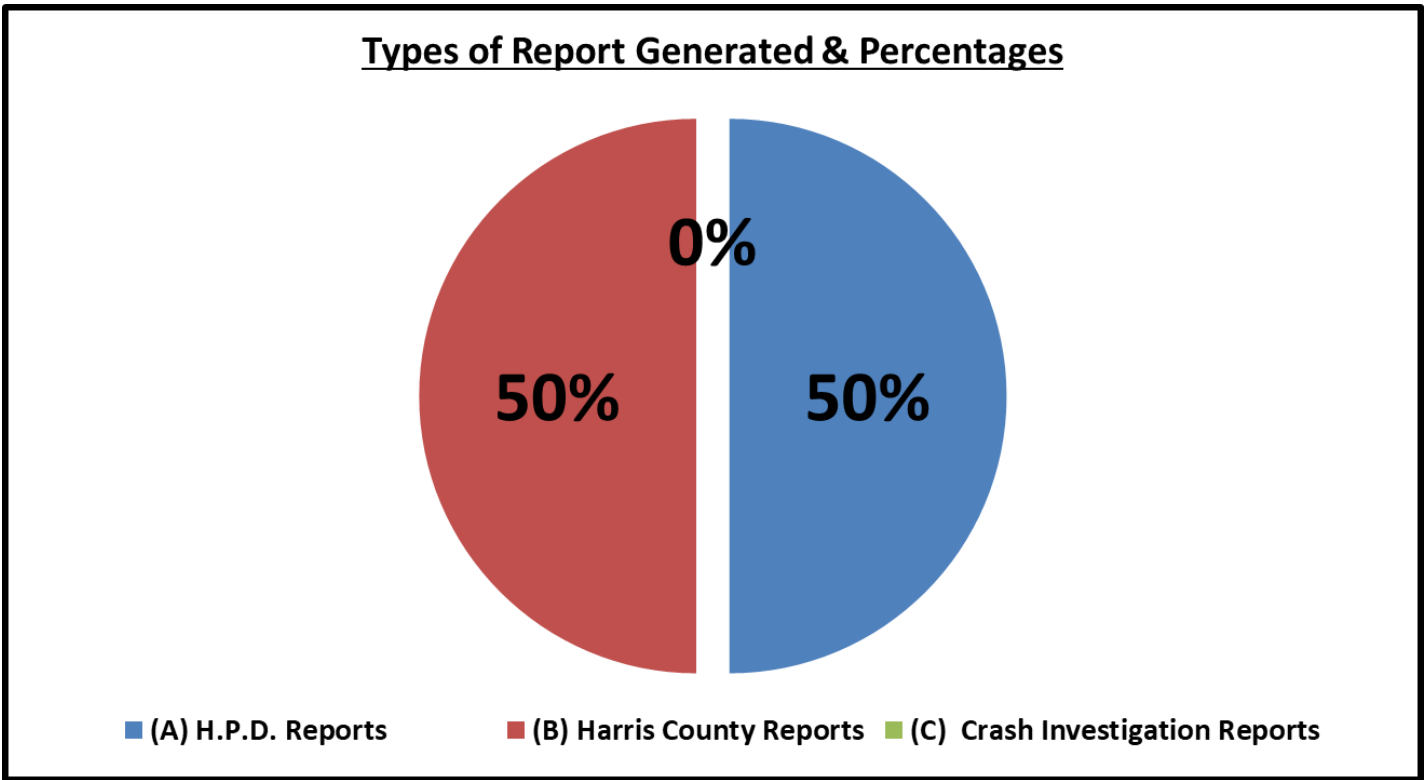
*	<i>C.I.T. Dispositions</i>	7S17	7S26		TOT
(A)	CIT/MHO Outside Referral	0	0		0
(B)	CIT/MHO Transport	0	0		0
(C)	CIT/MHO CIT Contact	0	0		0
(D)	CIT/MHO Arrest	0	0		0
(E)	<i>Totals</i>	0	0		0

*	Offense/Incident Reports	7S17	7S26	TOT	AVER	%
(A)	H.P.D. Reports	1	0	1	0.5	50%
(B)	Harris County Reports	0	1	1	0.5	50%
(C)	Crash Investigation Reports	0	0	0	0.0	0%
(D)	Totals	1	1	2	1.0	100%

**Report Generation Percentage:**

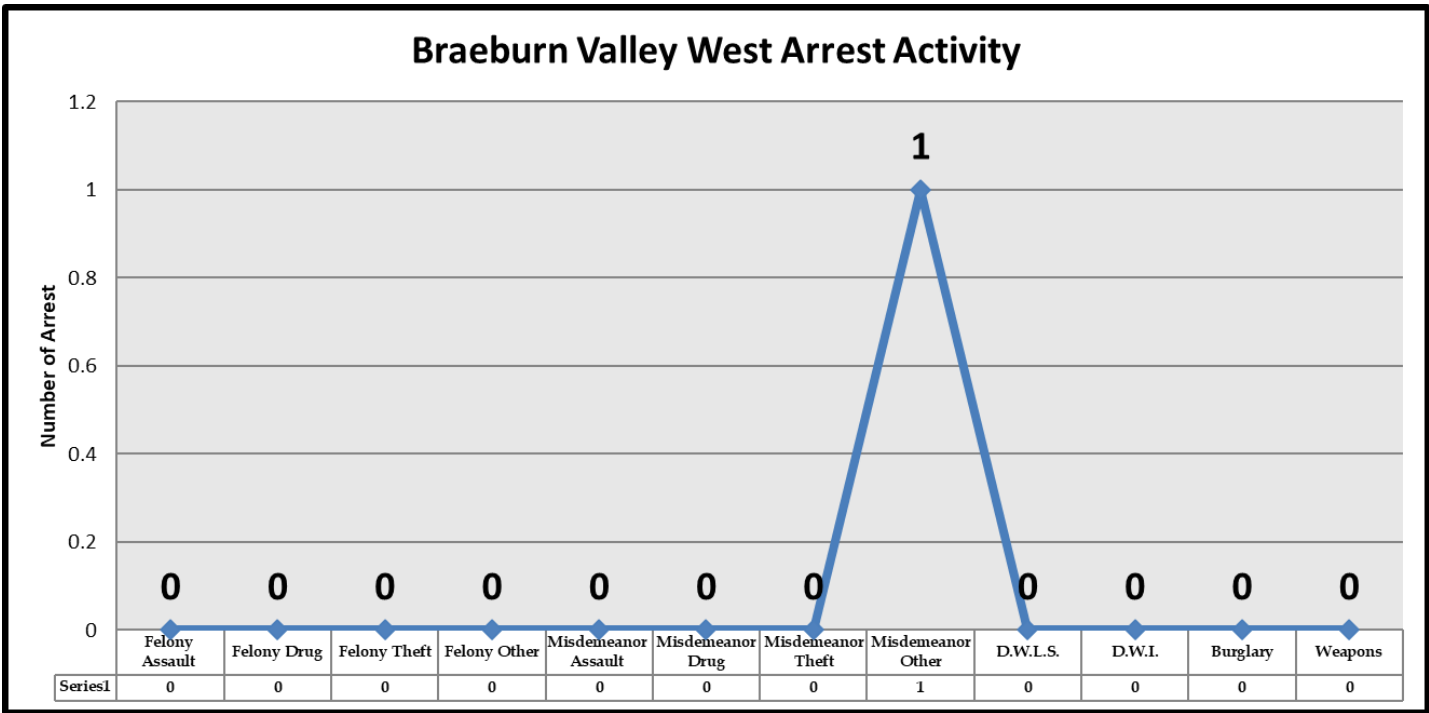


**Types of Criminal arrest:**



*	<i>Types of Criminal Arrests</i>	7S17	7S26		TOT	AVER
A	Felony Assault	0	0		0	0.0
B	Felony Drug	0	0		0	0.0
C	Felony Theft	0	0		0	0.0
D	Felony Other	0	0		0	0.0
E	Misdemeanor Assault	0	0		0	0.0
F	Misdemeanor Drug	0	0		0	0.0
G	Misdemeanor Theft	0	0		0	0.0
H	Misdemeanor Other	0	1		1	0.5
I	D.W.L.S.	0	0		0	0.0
J	D.W.I.	0	0		0	0.0
K	Burglary	0	0		0	0.0
L	Weapons	0	0		0	0.0
M	<i>Totals</i>	0	1		1	0.5





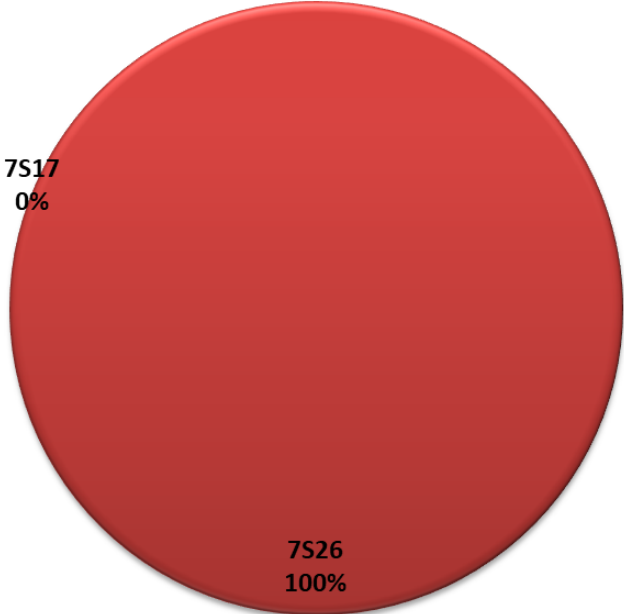
**Executed Warrant Monthly Total:**

*	Executed Warrants	7S17	7S26		TOT	AVER	%
(A)	Felony Warrants	0	0		0	0.0	0%
(B)	Misdemeanor Warrants	0	4		4	2.0	100%
(C)	<i>Totals</i>	0	4		4	2.0	100%

**Traffic Law Enforcement Total:**

*	<i>Traffic Enforcement</i>	7S17	7S26	TOT	AVER	%
A	Speeding	0	0	0	0.0	0%
B	School Zone.	0	0	0	0.0	0%
C	Ran Red Light.	0	0	0	0.0	0%
D	Stop Sign.	1	0	1	0.5	100%
E	Invalid Vehicle Registration	0	0	0	0.0	0%
F	Invalid M.V. Inspect	0	0	0	0.0	0%
G	No Seat Belt	0	0	0	0.0	0%
H	No Insurance.	0	0	0	0.0	0%
I	No Driver's License	0	0	0	0.0	0%
J	Defective Equipment	0	0	0	0.0	0%
K	Other Violation	0	0	0	0.0	0%
L	Written Warnings	0	0	0	0.0	0%
M	Verbal Warning	2	11	13	6.5	100%
N	Citation	1	0	1	0.5	7%
O	<b>Total Violations</b>	<b>3</b>	<b>11</b>	<b>14</b>	<b>7.0</b>	<b>100%</b>

### Percentage of Monthly Arrest by Unit



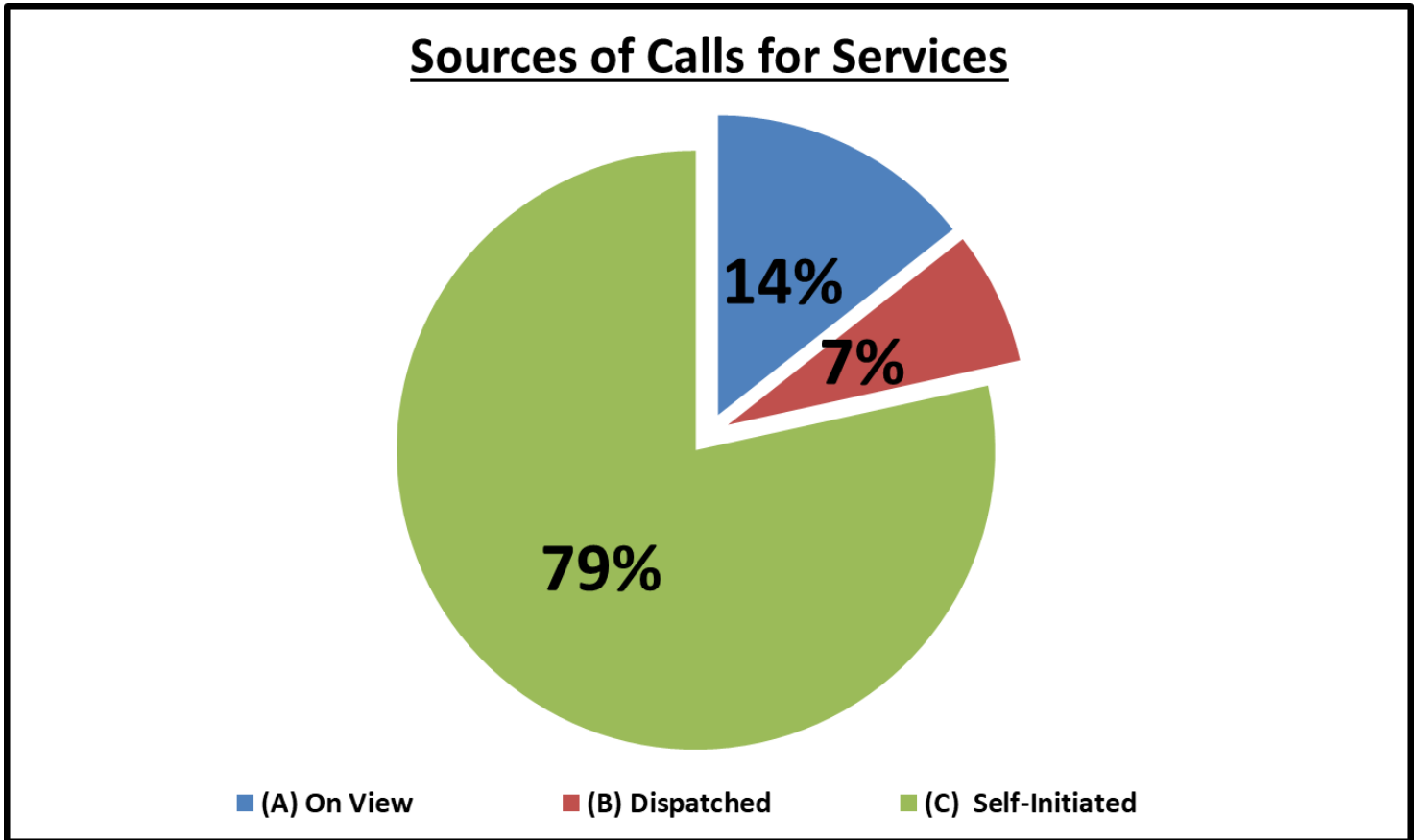
### Citations vs. Warnings Monthly Total:

*	<i>Warnings vs. Citations</i>	7S17	7S26	TOT	AVER	%
(A)	Written/Verbal Warnings	2	11	13	6.5	93%
(B)	Citations	1	0	1	0.5	7%
(C)	<i>Totals</i>	3	11	14	7.0	100%

### Sources of Calls for Service Percentages:

*	<i>Sources of Calls for Service</i>	7S17	7S26	TOT	AVER	%
(A)	On View	0	54	54	27.0	14%
(B)	Dispatched	21	6	27	13.5	7%
(C)	Self-Initiated	246	49	295	147.5	78%
(D)	<i>Totals</i>	267	109	376	188.0	100%

Sources of Calls for Service Percentages:



**Free Reserve Personnel Time Utilized in Contract Monthly Total:**

*	<i>Free Reserve Personnel Time</i>	7S32		TOT	AVER
(A)	<i>Totals</i>	0		0	0.0

**Mileage Total:**

*	<i>Mileage</i>	7S17	7S26		TOT	AVER
(A)	<i>Totals</i>	857	351		1208	604.0

## Monthly Productivity Analysis Report (M.P.A.R.)- Executive Summary:

*	<i>Unit</i>	7S17	7S26		TOT	AVER
1	Patrol Activity	268	109		377	188.5
2	Security Checks	267	84		351	175.5
3	C.I.T. Interactions	0	0		0	0.0
4	Offense/Incident Reports	1	1		2	1.0
*	<i>Total Service Calls</i>	536	194		730	365.0
1	Criminal Arrests	0	1		1	0.5
2	Citations Issued	1	0		1	0.5
3	Written & Verbal Warnings	2	11		13	6.5
*	<i>Enforcement Service Calls</i>	3	12		15	7.5
*	<i>Total Hours</i>	160	160		320	160.0
1	Sick Time Used	0	0		0	0.0
2	Vacation Time Used	0	0		0	0.0
3	Training Time Used	0	0		0	0.0
4	Compensatory Time Used	0	120		120	60.0
*	<i>Hours Actually Worked</i>	160	40		200	100.0
*	<i>Unit Productivity Ratio</i>	3.4	5.2		3.7	3.7

**Summaries :**

<b>01.</b>	<b>JUNE 21, 2021</b>	<b>1400 HOURS</b>	<b>THEFT</b>			<b>DEPUTY M. RODRIGUEZ</b>	
	<b>DAYSHIFT:</b>	<b>9300 PORTAL DR</b>	<b>BBVW</b>	<b>"M"</b>	<b>HPD</b>	<b>0850144-21</b>	
<p>On June 21, 2021, a <b>Monday</b>, at approximately 1408 hours, while on patrol in the "Braeburn Valley West Contract" Deputy M. Rodriguez was performing routine patrol and law enforcement services when I, (Deputy M. Rodriguez) was Dispatched to a theft which just occurred involving a Landscaper's equipment being stolen. Upon arrival I was advised Landscaper who was the victim already left the scene. I was able to make contact with the victim via public service and collected all pertinent information regarding this case, Report created. The patrol activity type is "<b>PAT=U</b>".</p>							

<b>01.</b>	<b>JUNE 24, 2021</b>	<b>22:00 HOURS</b>	<b>WARRANT ARREST</b>			<b>DEPUTY C. JOLIVETTE</b>	
	<b>EVENING SHIFT:</b>	<b>9500 W. BELLFORT ST.</b>	<b>BBVW</b>	<b>"M"</b>	<b>HC:</b>	<b>2106-00195</b>	
<p>On June 24, 2021, a <b>Thursday</b>, at approximately 23:35 hours, while on patrol in the "Braeburn Valley West Contract", I, Deputy C. Jolivet, was performing routine patrol and law enforcement services when I (Deputy C. Jolivet) observed a traffic violation. Deputy initiated a traffic stop on violator for running the red light at Plainfield St and A Bellfort St. Deputy then gathered and ran information on violator. Info showed the violator to have several warrants for his arrest. Deputy placed subject into custody. One male subject was arrested and jailed for warrants. Report Generated. The patrol activity type is "<b>PAT=P</b>".</p>							

<b>02.</b>	<b>JUNE 27, 2021</b>	<b>1000 HOURS</b>	<b>ANIMAL HUMANE</b>			<b>DEPUTY M. RODRIGUEZ</b>	
	<b>DAYSHIFT:</b>	<b>9300 KRISTIN DR</b>	<b>BBVW</b>	<b>"N/A"</b>	<b>HC</b>	<b>2021199636</b>	
<p>On June 27, 2021, a <b>Sunday</b>, at approximately 1016 hours, while on patrol in the "Braeburn Valley West Contract" Deputy M. Rodriguez was performing routine patrol and law enforcement services when I, (Deputy M. Rodriguez) was dispatched to an Animal Humane call in reference to a resident who found a young baby bird in the front of her home. I contacted the Houston SPCA Wild life center who agreed to accept the baby bird into the facility. The baby Blue Jay was transported by Deputy Rodriguez and dropped off safely. The patrol activity type is "<b>PAT=M</b>".</p>							

*Sergeant T. Roe 87S02*

Sgt. T.Roe , 87S02



Neighborhood Contract Division, Division Supervisor  
Harris County Constable's Office of Precinct "7"