



Since 1948

Exploring the wonderful world of beekeeping together

The Bee Buzzer

Monthly publication of the

Northeastern Kansas Beekeepers' Association

VOLUME 67, NUMBER 8

EDITOR: JOLI WINER

AUGUST 2015

**General Meeting
& Program**

**Kristi Sanderson Presents;
Getting Entries Ready for the Fair
Cecil Sweeney will Judge Entries
& Someone will present on
Integrated Pest Management (IPM)
Monday August 17th 2015
7:00 p.m.**

**Douglas County Fairgrounds,
2110 Harper St., Bldg 21N**

This month Becky has a great program lined up! First Kristi will be sharing some of her tips for making your honey show stopping honey entries! She has gotten the grand champion award many times. She is willing to share her tips with you. Even if you never plan to enter honey in a show, this meeting is still very important to you because you truly want every jar of honey that you bottle to be a first place winner. You want your container to be clean and your honey to be without any dirt or lint!

While the meeting is going on Cecil will be judging any honey entries that are brought to the meeting. The rules are elsewhere in *the Buzzer*. Any entries that you want to go to the state fair Cecil will take. You must go online by August 15th to enter your honey at kansasstatefair.com.

Also at the meeting a program will be given to enlighten you about IPM (integrated pest management). This mostly refers to learning how to test your bees so that you can tell how many varroa mites you have in your hives. Also what levels are ok and what levels you should treat your hives. We'll also discuss the options you have for treating your hives.

Directions: The address is 2110 Harper St. It is easily accessible from K10, turn north on Harper

Street and it is just a few blocks. We are in Building 21 North which will be on your left you turn into the fairgrounds.

**Honey Judging Categories for the August
17th meeting**

Entries must be in by 7:00 to be eligible. Honey and beeswax will be judged by the same criteria that will be used for the state fair entries. Ribbons and cash prizes will be awarded. 1st place \$3.00, 2nd place \$2.00 & 3rd place \$1.00 All jars must be plain and free of labels. No inner seals in lids.

July Picnic Wrap Up

We want to extend our many thanks to all of our great cooks for sharing your great food with us. We also want to thank Steve and Becky Tipton for the great smoke pork tenderloin and beef brisket! It was delicious!!

The biggest thank you of all goes to member Darrell Zimmerman for letting us use the Barn at Kill Creek Farm. It rocked! It has a great kitchen area and bathrooms and the meeting area was perfect!


**The Kansas Honey Producers Fall Meeting
October 30 & 31, 2015****The Cedars, 1021 Cedars Dr., McPherson KS**

Our fantastic guest speaker will be Judy Wu Smart who has just been hired to be the University of Nebraska Extension Agent. By the time she is our guest she will have received her Doctorate from the University of MN under the watchful eye of the amazing Dr. Marla Spivak! Her specialty is Effects of Neonicotinyl Pesticides on Honey Bees and Bumblebees

The hotel is the Holiday Inn Express at I-135 and Highway 56. The phone is 620-241-5566. Our room rate is \$109.99 and includes breakfast. Reservations must be made by October 8th

Beelines

By President Andy Nowachek



It sure was nice to see and visit with members of our club at the picnic this year. The food was great and the conversation was fantastic. It is always nice to hear what's going on with the bees. To top it off the weather was dry and sunny.

I was asked to go back home in southeast Iowa this Fourth of July and could not refuse being with fellow classmates and veterans. In the past the highways were mowed all the way up. This year I saw more wildflowers and yellow clover on the banks and medians than I can ever remember. As a beekeeper you always have an eye out for certain areas that you think will be the perfect location for a bumper crop of honey. It sure was nice for a change to drive along secondary highways and know that there must be some pollinators in the growth. The down side is Iowa still is a major producer of corn and soybeans. and while going on I-80 a crop duster probably cleared us by round 30 foot while making his passes. Another sign of why pollinators are disappearing, probably the only good thing was it kept my grandson occupied and fascinated with their aerial flight.

It's hard to believe but tomorrow is August. The Farmers markets have been going since May and the Fairs are going on now. Our honey flow is over for the year, although we always hope for some fall honey. The weather was not in our favor this year with the rain that seemed to never stop during the huge amount of yellow sweet clover blooming this year. As always Mother Nature will dictate. There is always next year. I did extract one super for the Johnson County fair and was pleased with it, the moisture being 17.9. The problem is that I have some in the 21% area so the moisture varies from hive to hive. **MAKE SURE** that your honey is below 18.6 and better if around 18.0 to be on the safe side. We will have a couple of refractometers at the next meeting so if you are not sure and have no way of finding out, bring a frame of your honey so that we

can check your honey moisture. It would be a shame to see a honey crop be ruined due to high moisture. Remember that it is a lot easier to remove the moisture while the honey is still in the supers compared to removing after it has been extracted.

As I mentioned earlier, the fairs are going on in different counties and towns and this is an excellent time to enter your honey and show off your hard work and talents by entering a frame or bottle of that golden nectar. If you are a new beekeeper all your frames are new and lack some of the stains and propolis accumulations the older equipment has. It is very eye appealing so give it some thought, we like to see beekeepers display their talents and promote beekeeping.


Another fun and rewarding thing you can do is volunteer to work at our state fair this year. I was able last year to work at the fair and it was a blast. The location is in an AIR CONDITIONED building with outstanding amounts of displays but the **BEST** of course is our Kansas Honey Producers Booth. It is amazing the amount of people that stop by to either buy honey or look and ask questions about bees and beekeeping so there is something for everyone who has the time to help promote beekeeping.

The other day a friend and I removed bees from a house. The bees were fourteen feet in the air—we were on ladders and you thought I was smarter than that, fooled ya. I'll rephrase that I probably was more the boss and instructor but still went up on the ladder some. The bottom line is the weather is **HOT!** Being a supervisor and manager for forty some years, being in hot environments and doing safety it was always important to keep an eye on your employees and make sure they were hydrated and not having any issues with the heat and recognizing if they did. As a beekeeper we have a tendency to work our bees in the heat of the day when the hives are least occupied with foragers on flight. As always it is an excellent idea to let someone know where you are going and when you will be back. If you can bring your spouse, a friend or someone who may be of help lifting etc. Drink plenty of water and take some gator aid or something to add to your water to keep the electrolytes up, water alone does not do that. If you start to feel light headed you need to cool down either with cold towels or in an air conditioned vehicle. There is not enough space to describe all the symptoms of all the heat related illnesses. I want you all to be alert and safe while working the bees, our

clothing is hot and the weather is hot and I would like to see you all healthy and safe.

Hope to see you all at the next meeting, Have a Fantastic Day

The Honey Pot By Becky Tipton



While visiting Tennessee this last week we ate at the Tupelo Honey Café in downtown Knoxville. Excellent food and every meal started with a handmade biscuit and honey. What a great idea. Our appetizer was fried green tomatoes and I had the pecan crusted fried chicken as my entree. Steve had cheese grits with shrimp. I don't even like grits and these were delicious.

The dog days of summer are upon us so I'm including a recipe for my favorite dog. Pupsicles sweetened with honey. My friend Marian has a rat terrier with terrible allergies. Her vet recommended giving little Tye a spoon of honey every day to help with his allergies. The fall allergy season is almost upon us, too. If you want to try to minimize the effects of your allergies, try using raw, local honey. You don't need a lot of honey (just a spoon full) but you need to eat some everyday. I've read two school schools of thought about why local honey helps, but both focus on the pollen. Theory one says that after you eat local pollens, you will develop a natural immunity to those plants. The second theory is based upon the high vitamin B present in most pollens. Vitamin B is excellent for your immune system and the thought is that this is a natural boost and heals your immune system so it no longer reacts to the harmless pollen.

Kids are headed back to school this week. Here's a recipe for a chewy granola bar that will be an after school snack winner and give them a little honey. You can easily adapt this recipe to include your favorite dried fruit or nuts.

Chewy Nutty Granola Bars

$\frac{3}{4}$ C. Honey—divided (1/4c. and $\frac{1}{2}$ c.)

2 + TBSP Butter

3 Cups old fashioned rolled oats

1 $\frac{1}{3}$ cup nuts and/or seeds. I use a combination of sliced almonds, sunflower seeds, pumpkin seeds, sesame seeds, coconut, pecans, etc.

salt

1 cup dried fruit. I like cherries, chopped apricots, dates, raisins, etc.

$\frac{1}{3}$ cup nut butter (Peanut, almond, hazelnut, Neutella, etc.)

$\frac{1}{4}$ cup brown sugar

Preheat oven to 325°

-In a small saucepan, heat $\frac{1}{4}$ cup honey and 2 TBL butter over low. Cook, stirring until butter melts (2 minutes).

-In a LG bowl, combine oats, nuts and pinch salt. Drizzle honey mixture over oats and stir to combine (wipe saucepan clean). Spread mixture evenly on a cookie sheet and bake until golden brown—about 20 minutes. Stir occasionally. Let cool completely on sheet (10 minutes). Return to the large bowl and add fruit pieces and stir to combine.

-Lightly butter an 8" square baking dish. If you like thin, cookie like bars, choose a 9x13 pan.

In saucepan, combine $\frac{1}{2}$ c. honey, nut butter, and brown sugar. Cook, stirring occasionally until mixture comes to a boil—about 10 minutes. Drizzle over baked oats and nuts mixture and stir to combine. Pour into buttered baking dish. Using the back of a spoon press granola into the pan (cover in plastic wrap and press again). Refrigerate until firm—about an hour. Cut into bars or squares.

**If using Nutella, add chocolate chips or M&M's to enhance the chocolate flavor.

Pupsicles

32 oz. plain yogurt

$\frac{1}{3}$ cup peanut butter

2 Tbs. honey

Blend all ingredients together and pour into individual containers to freeze. The size of your dog may determine the container size in which you freeze the pupsicles; use a basic ice cube tray, or, if you have a larger dog, you may choose to freeze the pupsicles in paper cups, for a larger portion. Store pupsicles in an air-tight container in your freezer.

Sweet Potato Pupsicles

1 cup cooked sweet potato puree
2 Tbs. cup peanut butter
1/2 cup plain yogurt
2 Tbs. honey
1/4 cup carob chips, optional


Place sweet potato, peanut butter, yogurt and honey into the bowl of a food processor; pulse until blended. If adding carob chips, add to bowl and pulse until chips are uniformly distributed, as desired. Portion mixture into ice cube trays or desired containers and freeze.

Looking for a recipe using honey, e-mail me at bstbees@embarqmail.com and I'll search my cookbooks and try to find what you're hungry for!

Restoring Natives in Suburban Gardens

Friday 8/31 7:00-8:00pm Thompson Barn,
11184 Lackman Rd., Lenexa, KS


Join Kansas Master Naturalist Intern, Sami Aaron, for a presentation through Lenexa Parks and Recreation's "Rain to Recreation" initiative on how you can restore native plants and benefit pollinators in your home garden. Discussion will include cost sharing initiatives in Johnson County that will help you get started. This free event is open to the public.



Books for Beekeepers



The Beekeeper's Ball by Susan Wiggs



I've been reading a lot lately but not any fiction that involves bees or beekeeping. I never ever read romantic fiction but one of the women in my quilt group mentioned this book so I purchased it. It was an excellent book—if she writes anymore about beekeeping she needs a better beekeeper to check her facts but I think that's one of the reasons that I read this fiction is to find out if they get the beekeeping parts accurate. This was loaded with honey recipes.

This book begins in Denmark with a Jewish family that is torn apart by the holocaust. Some of the people move to California to start a new life with an orchard. The book moves back and forth between the present and the past. Great plot, excellent characterizations—well written. Cecil and I both love to read fiction and I think he'll even read this one—if Quinby doesn't eat it first.

2015 Meeting Dates for 2015

Meetings are held at the Douglas County Fairgrounds at 2110 Harper St. It is easily accessible from K10, turn north on Harper Street and it is just a few blocks. We are in Building 21 North which will be on your left you turn into the fairgrounds.

- Monday, August 17, 7:00 pm *Honey Judging, Integrated Pest Management*
- Monday, Sept 21 7:00 pm *Getting Bees Ready for Winter*
- Monday, October 19 7:00 pm *Evaluating Your Hives and Making Plans for 2016*
- Monday, November 16 7:00 pm TBA
- Monday, December 21 7:00 pm *Holiday Cookies and Youth Scholarship Auction*
- January 11, 2016 (2nd Monday) Youth Scholarship presentations

Ask Quinby



It's been almost a year since we lost little Buzz. Rose keeps writing Buzz letters so we decided we should get a new puppy to answer all the questions that the new beekeepers are asking. Thank you Rose! So we have a new Brittany named Quinby. Right now he's 8 weeks old and may be part alligator—big mouth sharp teeth but really cute and sweet, occasionally. He's already good on a leash, potties both indoor and outdoor and likes to eat woodware.


We'd already used 2 great names for beekeepers dogs—Honey and Buzz. While trying to think of a good name for a beekeepers dog Bob suggested Marion (as in Ellis) so I emailed Marion and told him if he didn't want a dog named after him he should come up with a good name. So he did he came up with Waggles (as in waggle dance). We loved that name—I suggested getting another puppy so we could use it too but was vetoed. Becky suggested Moses as in Quinby but I really liked Quinby—which everyone thinks I'm saying queen bee!

So who was Moses Quinby? He was one of the most important men in beekeeping history. He is credited with, in 1870, adding the bellows to the bee smoker. *“Quinby, an astute observer of bee activity, called himself a ‘practical beekeeper’ and utilized his observations to both develop methods of managing bees and design equipment. He managed large numbers of bee colonies, freely shared his concepts, supported beekeeping organizations, and later in life engaged in queen rearing. He is credited with inventing the smoker with bellows that we know today, building one of the very first centrifugal extractors, and recognizing and developing methods of treating foul brood disease. He was a frequent contributor to the bee keeping literature, sometimes having multiple articles and a Letter to the Editor in a single monthly journal. He appears to have been the first person to actually make a living keeping bees as an occupation. (From Bee Culture 2014 American Bee life, “America’s Father of Practical Beekeeping” by David Edwards)*

Quinby would like to take this opportunity to invite you to send your stories to her c/o Joli at the address on the back of *The Buzzer* or via email at joli@heartlandhoney.com. She'll let me know of any stories or questions you pass on to her.

Old Bee Guy & Gal

By Joli and Cecil




As a lot of you have heard Cecil had a heart attack last month. Let this be a lesson to you—he did all the right things. He knew he was having one (clammy skin, severe chest and left arm pain) so he went inside, took an aspirin and called 911. When he got to the hospital the doctor met him at the door as they walked to the cath lab—Cecil has a new stent. Thankfully it wasn't more serious than that—though that was plenty serious at least he didn't have to have open heart surgery. We aren't sure how we'll change our lives yet—other than eating right and exercising and losing weight—but I'm sure we'll make some changes.

IPM-Integrated Pest Management for Varroa

My best advice is to go to the University of MN http://www.beelab.umn.edu/prod/groups/cfans/@pub/@cfans/@bees/documents/asset/cfans_asset_317466.pdf and download Marla Spivak's and Gary Reuter's Powdered Sugar Roll for Varroa Mites on Honey Bees—color pictures on how to test for mites—the best directions out there! I can't describe them as well as they can—for those that come to the meeting Monday I'll print copies for those that attend.



Honey Plants



Rose Lee

August for honey plants is like a second spring, especially if by the 15th, we have rain which this year in northeast Kansas we have had our share. It seems that everywhere you look, there are flowers blooming but the amount of nectar in a flower depends on the species, and even within a species, the quality and quantity of nectar can vary.

Among factors affecting nectar production are the age of the flower, the amount of precipitation, the ambient temperature, and even the time of day. For example, in a study of dandelions, researchers found that larger flowers produced more nectar, the quantity and concentration of nectar were significantly higher in dandelions two days old than in those one day old, and nectar-sugar concentration and sugar value increased with increasing ambient temperature. Bees also have to time their visit because nectar may not be available for the full day. Most flowers open in the morning and close in the afternoon.

Flowers blooming in my area include the following with Peter Lindtner's (Garden Plants for Honey Bees) stars rating for pollen (P) and nectar (N): bee balm P1N2, borage P3N3, bugle (Ajuga) P2N1, California poppy P2N1, cleome P2N1, cosmos P1N1, goldenrod P3N4, hollyhock P3N2, hosta or plantain lily P2N3, Joe-Pye weed P2N2, lavender P2N2, mallow 1P1N, marigolds P1N1, Nepeta Catmint P1N2, phacelia 3P5N, plumbago P1N1, purple coneflower P2N1, purple loosestrife P2N2, Red Hot Poker P1N1, scarlet sage salvia P2N3, scabiosa or pincushion P1N1, speedwell 2P3N, sunflowers P3N2, white angel trumpet vine P1N2, and zinnia 1P1N, and others that Lindtner doesn't list such as sweet alyssum, begonia, geranium, lilies, roses, nasturtiums, phlox and snapdragons

Fruits and vegetables, such as autumn raspberry P2N4, cucumbers 1P1N, green beans, eggplants, melons, and squash, are also providing pollen and nectar.

And vitex P2N3 grows taller with each passing day and attracts more and more pollinators. Other shrubs, too, such as Bluebeard or Caryopteris X clandonensis 2P4N, and Rose of Sharon or Althea, are full of blooms. Dutch clover blossoms are fewer and fewer but some in the lawn are still blooming and the second cutting of red clover has lots of blossoms for the bees.

August is a good time to collect seeds for next year's pollinator garden. My cottage garden of swamp milkweed has no more blossoms but lots of seed pods. I will bring a sack full to the next bee meeting for anyone who wants to plant them. (Lindtner gives milkweed a 2-star rating for pollen and 3-star for nectar).

Checking your Hives

This time of year it is really important to check your hives as you take off your honey-or your empty supers. This is what you should be looking for-

- Do your sugar roll to check for mites-treat if over 3 mites per sample
- Check your frames to see if your queen has a good pattern
- The bees should be pushing the queen in the bottom hive body to lay with the honey mostly in the top hive body—it that isn't the case move the brood frames down and the honey frames up-if you mostly have empty frames feed 2:1 sugar syrup (2 parts honey to 1 part water by weight)
- You should have lots of bees
- Use smoke when you work your bees
- Wear protective clothing as the bees are nastier than early in the spring when the hive is smaller and there is more honey coming in
- Start now looking for your entrance reducers



Tips for August

- Use the weed eater and mow around your hives so that the bees can get in and out.
- After pulling off your supers check your hives to make sure they have laying queens—
- Provide water for your bees- this will keep your bees alive in this heat
- Bees are hanging on the outside of the hives to help keep it cooler inside the hives—not much honey coming in so they are just keeping cool.
- ◆ Harvest any fall honey & get it extracted. Any honey that you pull off to extract should be extracted within a few days, in this heat wax moth damage can happen in just a few days also small hive beetle can also do a great deal of damage to your supers and your honey. Don't pull your honey off until you are ready to extract.
- ◆ Check the moisture on your honey.
- ◆ Complete a fall inspection for each hive
- ◆ Take an inventory at your bee yards to see what equipment you need to repair or replace over the winter.
- ◆ Get your entrance reducers on towards the end of September to keep mice out of your hives. Check for mice before installing mouse guards. Check your bottom boards for holes big enough for a mouse to go through.
- ◆ Store any frames with drawn comb in paradichlorobenze (moth crystals). Wax moth damage can be devastating to your combs. Store them in a cool ventilated area. Do not store your supers in plastic garbage bags as this acts as an incubator for the wax moth.
- ◆ Update your record book—you won't remember in the spring!
- ◆ Check your hives for stored honey. Most colonies will need 40-60 pounds of honey to winter successfully. The top deep super/hive body should be packed full of honey. If it isn't you should feed the bees some syrup. If mixing your own syrup in the fall the mixture should be 2:1 sugar to water by weight. That would be 4 lbs. of sugar to 2 lbs. of boiling water. You can also get high fructose corn syrup. However, you may not use corn syrup or any type of syrup that you purchase at the grocery store. It has things in it that can cause problems with your bees. NEVER feed honey purchased from the grocery store—it can spread diseases to your bees.

Here are the reasons bees die over the winter, make sure you take care of these problems in the fall:

1. Bees run out of honey
 2. Too few bees to maintain the cluster
 3. The bees' digestive tracts compact with too much waste matter
 4. They exhibit parasitic mite syndrome
- ◆ Check your colonies to see if you need to treat for Varroa mites.
 - ◆ Combine a weak colony with a stronger colony. Colonies may be split again in the spring.
 - ◆ Keep a vigilant eye out for small hive beetle. Inspect your hives to make sure you have a good laying queen. You should see brood in all stages (eggs, larvae, capped).
 - ◆ If treating for mites get your treatments on as soon as possible. Mark your calendar with the date they went in and the date they should come out. The earlier you can get your treatments on for Varroa mites the better chance you have of getting healthy young bees into the hive to make it through the winter.
 - ◆ Make sure your brood is in the center of the bottom hive body. Arrange honey frames on the sides and in the top hive body--it should be full of honey. If it isn't, feed your bees syrup.
 - ◆ Make sure your hives are tipped forward, just slightly, so water doesn't pool on the bottom board and cause moisture problems.



Upcoming Events:

Mentoring Cecil and Joli will be mentoring at their home on September 7th from 6-8 pm. Mentoring will be held at Joli and Cecil's at 19201 S Clare Rd., Spring Hill KS 66083 Cost \$10.00 with funds going to the youth scholarship program. 913-856-8356 or email at joli@heartlandhoney.com

Mother Earth News Fair –we will have a booth
October 24-25, 2015

Kansas Expocentre, One Expocentre Dr.,
Topeka, KS 66612

Hours

Saturday: 9:00 AM-7:00 PM

Sunday: 9:00 AM-5:00 PM

Kansas Honey Producers Meeting-McPherson
KS October 30 & 31 go to kansashoneyproducers.org



Information for Entering Honey at the Kansas State Fair

For those of you interested in entering your honey to be judged at the state fair in Hutchinson here is some information to make it easier for you to know what is expected. Please note that the following categories are also what will be judged at our August NEKBA Meeting. Cecil Sweeney would be happy to take any of your entries to the State Fair but you are responsible for doing your own online or mail in entry registrations. You can contact Cecil at the August meeting or by calling 913-856-8356.

The deadline for entry into the honey show is August 15. You may do this online or have forms postmarked on the 15th. Entry forms may be printed off of the Kansas State Fair web site.

Kansasstatefair.com. The fair no longer publishes an exhibitor handbook but all information can be found on their web site.

This year we have eliminated the governor's gift basket and increased the premiums for honey gift package.

RECEIVING TIMES: Wednesday, Sept. 9, Noon - 9:00 pm & Thursday, Sept. 10, 9:00 am - 9:00 pm &

Friday,
Sept. 11, 8:00 am - Noon. Exhibitors will need a gate admission ticket after 11:00 am. on Friday.

RELEASE TIMES: Sunday, Sept. 20, 7:00 pm - 9:00 pm & Monday, Sept. 21, 9:00 am - Noon. No early releases of entries.

Kansas Honey (the following categories will be judged at the August nekba meeting-dollar amounts are \$3 for 1st, \$2 for 2nd and \$1 for 3rd)

Open to all beekeepers, young and old. All jars must be plain and free of labels. No inner seals in lids. **In addition to premiums, rosettes will also be awarded with 1st, 2nd, & 3rd place unless otherwise stated.

AG400 Extracted Honey; Light \$15.00 10.00 5.00

AG401 Extracted Honey; Dark \$15.00 10.00 5.00

AG402 Chunk Honey \$15.00 10.00 5.00

AG403 Comb Honey \$15.00 10.00 5.00

AG404 Cut Comb \$15.00 10.00 5.00

AG405 Crystallized/Creamed Honey \$15.00 10.00 5.00

AG406 Honey Gift Package \$30.00 20.00 10.00

AG407 Beeswax \$15.00 10.00 5.00

AG408 Beeswax Candles \$15.00 10.00 5.00

AG409 Art Design in Beeswax \$15.00 10.00 5.00

AG410 Frame of Honey (shallow or medium depth) \$15.00 10.00 5.00

Best of Show (**also receives a plaque & rosette) \$15.00

YOUTH ENTRIES, AGE 18 AND UNDER

AG412Y Extracted Honey; Light \$15.00 10.00 5.00

AG413Y Extracted Honey; Dark \$15.00 10.00 5.00

AG414Y Honey Gift Package \$15.00 10.00 5.00

AG415Y Frame of Honey (shallow or medium depth) \$15.00 10.00 5.00

Youth Best of Show (**also receives a plaque & rosette) \$15.00

Best of Show: The Kansas Honey Producers

Association will present an engraved plaque to the beekeeper with the greatest total number of points as determined by the judges. In open class adult division you must enter three or more classes to be eligible for this award. You must enter at least two classes in the youth division.

Entry rules and regulations, with tips and scoring for entries:

Extracted Honey: also known as strained honey is honey that has been separated from the comb by centrifugal force, gravity, straining, or other means. Shall consist of (3) three one-pound Queenline or Classic jars, no inner seals in lids. All jars must be plain and free of labels.

Chunk Honey: shall consist of (1) one strip of cut comb (full length of the jar) in three (1) one pound. Round glass jar.

Comb Honey: (3) three "rounds" "cassettes" (clear lids both sides, no pressure sensitive label), or "basswood sections" (cardboard carton with window, no producer name or address).

Cut Comb Honey: (3) three comb honey cut and placed in commercial plastic comb honey boxes (4" x 4").

Crystallized/Cream Honey: Shall consist of three glass jars between (8) eight ounce. and (16) sixteen ounce. All jars must be the same.

Gift Package: Items must be clearly labeled, as they would be offered for sale - except any marks identifying the entrant must be obscured or removed, or fictitious. Fictitious labels must meet legal label requirements. Gift package, if wrapped, must be able to be unwrapped for judging. Homemade food items must have recipes attached. Gift packages must contain at least 50% producer made items. A 3" x 5" note card must be included that states the intended use of package. Youth gift packages may not contain alcoholic beverages.

Beeswax: (3) three pound block, geometric shape, not decorative, smooth surface top and bottom

Beeswax Candles: Four molded or dipped candles. No non-beeswax enhancement allowed, except wick.

Art Design in Beeswax: Entries must be (2) two pounds minimum weight, 100% beeswax: may be more than one piece but must be firmly joined together: may be cast in mold or carved. No non-beeswax enhancement allowed.

Frame of Honey: Shallow or medium depth. Frame must be in a display case, both sides visible. Display case available upon request.

Neither The Kansas State Fair nor The Kansas Honey Producers are responsible for items that are lost or stolen.

Johnson County Fair Results

Youth Light Extracted

- 1st Cate Milroy **Grand Champion**
- 2nd Megan Milroy
- 3rd Abigail Dawson

Youth Dark Extracted

- 1st Leah Russell

Youth Gift Package

- 1st Cate Milroy
- 2nd Megan Milroy

Youth Frame of Honey

- 1st Cooper Milroy & **Reserve Grand Champion**
- 2nd Megan Milroy
- 3rd Leah Russell

Adult Light Extracted

- 1st Andy Nowachek-**Reserve Grand Champion**

Adult Frame of Honey

- 1st Andy Nowachek

Beeswax Candles

- 1st Kristi Sanderson

Bulk Beeswax

- 1st Kristi Sanderson

Art Design in Beeswax

- 1st Kristi Sanderson

Honey Gift Package

- 1st Kristi Sanderson—**Grand Champion**

Denim Shirts Available Soon

Show your NE KS pride with a new denim shirt. Men's and women's sizes available. High quality faded denim color. Men's shirts have a button down collar; women's shirts have a slightly more tapered waist line. The embroidered bee logo is a favorite from a year or so ago. Orders will be taken all through July and up until September 7th. Shirts will be delivered at the September monthly meeting on the 21st. These would make great Christmas Gifts for your favorite Beek. The price is \$40 each. (Youth shirts may be available but the price is unknown at this time.) There will be an up charge for 2X sizes and larger (\$2.00 each) Send orders and contact info to Becky @ bstbees@embarqmail.com or call 785-484-3710. You will need to pay for your shirt at the time of delivery. These are sharp looking shirts!



So far she's had no orders!

The Kansas State Fair Honey Booth September 11-20th

Kristi Sanderson

While Hutchinson is a long way for some of us the Kansas Honey Producers have an incredible honey booth in the Pride of Kansas Building. Many of us sign up to work blocks of time to help out. We would like to invite you to work at the booth!

This year I'm using an on line program called Sign Up Genius for all to sign up and volunteer at the Kansas State Fair. The fair runs September 11-20 and volunteers are needed starting the 9th to help unload trailers, empty the storage area, help set up the counters in the booth and label honey, along with the many other things that it takes to get ready. On Wednesday the 9th and Thursday the 10th the sign up is one big block of time. I don't expect you to work all this time. Just fill in the time slot and then in the comment area tell me what time you want to work on the day you signed up for. On the 9th the first time slot from 9:00-11:00 I need people with muscles as some heavy lifting will be required. For the days an entry ticket is needed to enter the fairgrounds a ticket will be mailed to you, so please put in your mailing address along with your phone in case there are any questions.

To find the sign up go to signupgenius.com. You may choose to become a member or not. If you don't want to become a member scroll down to the bottom of the page and click on "find". Enter a creator's address which is sandersonk09@gmail.com and answer a question and click "submit". The search will reveal one sign up for the Kansas Honey Producers titled "Kansas State Fair". Click on the blue "sign up" button and then click on "submit and sign up". Fill in all required information and then click on "sign up now". You may then return to the sign up and fill in more time slots if desired. If you choose to become a member create an account and then follow the basic same instructions to in the time slots you wish to fill. Once I receive entry tickets I will send you a letter confirming your times and dates you have signed up for and entry tickets for each day you need entry to the fair. I'm looking forward to seeing you at the fair!!

HEARTLAND HONEY & BEEKEEPING SUPPLIES

We carry a complete line of beekeeping supplies including woodenware, smokers, extractors, books, queens, package bees and containers. We will trade wax for supplies. For your convenience please call in advance –Hours Mon., Tues., Thurs. & Friday 10:30-5:30, closed Wednesday. Joli Winer/Cecil Sweeney, Heartland Honey and Beekeeping Supplies, 19201 S Clare Rd. Spring Hill KS 66083. (913) 856-8356. joli@heartlandhoney.com

FISHER'S BEE SUPPLIES

We carry a complete line of beekeeping supplies. See us for your woodenware, smokers, containers, foundation, beekeeping books, extractors, queens and package bees. We also have extractors for rent. We will trade wax for supplies. Our hours are: 9:00am - 5:00pm Monday - Friday and Saturday after 8:30am. You should call before you come to make sure we are here. ED FISHER 4005 N.E. 132nd Street, Smithville MO 64089 816-532-4698

DRAPER'S SUPER BEE

We offer fast and courteous service to all beekeepers. We sell all the supplies for beekeeping, containers, pollen and honey for those who run short. Order is shipped the same day as received in most cases. Free catalog available on request. Pick up orders at our warehouse must be pre-ordered and picked up by appointment only. Business Hours: Mon.-Thur. 8-5; closed from 12-1.

Brenda and Larry Draper, DRAPER'S SUPER BEE; 914 S St. Auburn NE 68305 PHONE: (402) 274-3725.

THE HAWLEY HONEY COMPANY

For Sale: White Clover honey strained in 5 gallon buckets. We will pack it in your jars for an extra fee. Bee equipment, new and used. Jars, foundation, bears, comb honey, used extractors. Bees: frames of brood. Corn syrup or sugar by the 5 gallon bucket or barrel. *If you need it, we probably have what you want.*

Raymond Cooper, 220 N Elm, Iola KS 66749. Call: 620-365-5956 after 8:00 p.m.

JORDY'S HONEY

We carry a full line of beekeeping supplies. Bee Hives, Supers, Frames, Foundation, Honey Containers, Smokers, Beekeeping Books, Queens, Packaged Bees and much more. Our hours are 8:00 am to 6:00 pm Monday-Friday and weekends by appointment. Please call in advance so we can have your supplies ready when you arrive. R Robert Hughes, 12333 Wedd Street, Overland Park, KS 66213 PHONE: 913-681-5777

NORTHEASTERN KS BEEKEEPERS' ASSOC. 2015 MEMBERSHIP APPLICATION

NAME _____

ADDRESS _____

CITY _____ STATE _____ ZIP+4 _____

PHONE _____ Email address _____

I would like to receive the newsletter, *The Buzz*, by email Yes _____ No _____

Membership Northeastern KS Beekeepers per year (July.-Dec. \$7.50) \$15.00 _____

\$15.00 (Jan-Dec)

Additional family members wanting voting rights \$1.00 per person \$1.00 _____

Additional Family member's names _____

(Youth Membership (18 years of age or under) \$7.50 _____

Membership for Kansas Honey Producers Assn. \$15.00 _____

American Bee Journal 1 year \$21.00 _____

Bee Culture Magazine (formerly "Gleanings") 1 year \$25.00 _____

Youth Scholarship Donation _____

Total _____

Make checks payable to: **NEKBA or Northeastern Kansas Beekeepers Assn.**

Mail To: Robert Burns, 7601 W 54th Terr., Shawnee Mission KS 66202 913-831-6096 email rburns@kc.rr.com

Now you can pay online at nekba.org

Northeastern Kansas Beekeepers Association

Robert Burns, Treasurer
7601 W 54th Terr
Shawnee Mission KS 66202

Address Service Requested

Meeting, Monday
August 17th

The Northeastern Kansas Beekeepers' Association

Membership is open to anyone who is interested in bees or bee culture. Dues are \$15.00 per calendar year (December 31-December 31) for the first in the family joining. Those joining in July or later in the year may pay \$7.50 for ½ year. Additional members of that family wanting voting privileges shall be assessed dues at \$1.00 per year. Youth memberships (18 years of age and younger) are \$7.50 per year. New memberships and renewals should be submitted to the treasurer.

The *Bee Buzzzer* is the official publication of the Northeastern Kansas Beekeepers' Association, Inc. and is published monthly. Commercial ads are accepted in the newsletter for a fee, non-commercial ads by paid up members are accepted and are free.

The library of the association is free to all members. Books may be checked out at the meetings and kept for a period of 30 days. The bee publications, *The American Bee Journal* and *Bee Culture* can be subscribed for through the treasurer.

The Association meets each month on the third Monday at 7:00 p.m. except during the months of January, March, June and July. A beekeeping class is held in March. This is a nonprofit organization; elected officers serve without pay. Everyone is invited to attend the meeting. Check *The Buzzzer* or our website at nekba.org each month for the actual date, time and location. If the weather is bad call an officer to find out if the meeting will be held.

2015 Officers

President: Andy Nowachek, 10921 W 91 st Terr, Shawnee Mission KS awn@everestkc.net	913-438-5397
1st VP: (youth scholarship) Christy Milroy, 23840 W 207, Spring Hill KS 66083 Christy.D.Milroy@sprint.com	913-707-2003
2nd VP (Librarian): Alex Pantos, 2920 Stubbs Rd., Tecumseh KS 66542 MarlenePantos@yahoo.com	785-633-6283
3rd VP (Honey Plants): Rose Lee, 1126 S 4 th St, Atchison, KS 66002 rlee5407@sbcglobal.net	913-367-6264
Secretary: Jo Patrick, 611 E Sheridan, Olathe KS 66061 brian-patrick@sbcglobal.net	913-829-2682
Treasurer: Robert Burns, 7601 W 54 th Terr., Shawnee Mission KS 66202 rburns@kc.rr.com	913-831-6096
Program Chairperson: Becky Tipton, 9491 X Rd., Meriden, KS 66512 bstbees@embarqmail.com	785-484-3710
Editor: Joli Winer, 19201 S. Clare Rd. Spring Hill KS 66083 joli@heartlandhoney.com	913-856-8356
Webmaster: Robert Burns, 7601 W 54 th Terr., Shawnee Mission KS 66202 rburns@kc.rr.com	913-831-6096

Visit our Website at NEKBA.org