

Single Source Project Piping Supply

Projects Bulk Piping Middle East FZE



www.projectspiping.com



URS is a member of Register of Standard Providers Ltd



ABOUT US

PROJECT BULK PIPING MIDDLE EAST FZE was founded in 2005. Project bulk piping continues to be the trusted business partner best known as the leading stockiest of top quality and reliable line – pipes, fitting, valves and flanges in UAE.

Project bulk piping has consolidated in focusing its core strengths in its 50,000 square feet warehouse cum office building that housed more than 200 types of line – pipes, fitting and flanges comprising over 7,000 items in various material grades and dimensions. As a value- added service, we have machining capability that help to reduce delivery lead time for non – standard fitting and flanges that require customization.

As an ISO 9001 Certified company, we follow total Quality Management System adhering to stringent processes to ensure that we supply high quality products at competitive prices. At Project bulk piping, we are fully geared with the requisite technical expertise and quality control mechanism, enabling us to successfully meet our client's requirement and handling complex and challenging projects. Additionally, our streamlined administration, regular follow-ups with the clients and quick order dispatch has enabled us to win the faith and trust of the clients.



PROJECTS BULK PIPING is Your "Single Source Project Piping Solution".

OUR PRODUCTS RANGE



FITTINGS



PIPES



FLANGES



VALVES



TURBINES



BEARINGS

STRUCTURAL STEEL

PIPES




V&M GERMANY | SUMITOMO JAPAN | INTERPIPE UKRAINE
MITTAL SA | TUBOS SPAIN | JFE JAPAN | HYUNDAI KOREA
SEAH KOREA | TUBACEX SPAIN | EEW GERMANY

SEAMLESS ALLOY PIPES / BOILER TUBES



Standards: ASTM, DIN, EN
Steel Grades: A335-P5, P9, P11, P22, P91, 16Mo3, 13CrMo4-5, 10CrMo9-10, X11CrMo5, X10CrMoVNb9-1, X 20 CrMo V 11-1
Sizes: 1/2" to 24" - (10.2mm to 813.0mm)
Schedules: SCH STD - SCH160/XXS
Thickness: 1.5mm to 80.0mm
Ends: Bevelled/Plain
Lengths: SRL 5-8m and DRL 9-13m
Availability: Stock / Production

WELDED & SEAMLESS STAINLESS / DUPLEX PIPES



Standards: ASTM, DIN, EN
Steel Grades: TP304L, TP316L, TP316Ti, TP304H, TP310S, TP321H, TP347H, TP904L, UNS S31803 (DUPLEX), UNS S32760 (SUPER DUPLEX)
Sizes: 1/8" to 36" - (10.29mm to 914.40mm)
Schedules: SCH STD, SCH XS, SCH XXS, SCH 5S, SCH 10/10S, SCH 20, SCH 30, SCH 40/40S, SCH 60, SCH 80/80S, SCH 100, SCH 120, SCH 140, SCH 160
Thickness: 1.5mm to 80.0mm
Ends: Bevelled/Plain
Lengths: SRL 5-8m and DRL 9-13m
Availability: Stock / Production



PIPES



SEAMLESS PIPES CARBON & LOW TEMPERATURE



Standards: ASTM, DIN, EN
Steel Grades: A333 Gr.6, A106 Gr B/A/C, API 5L X42, X46, X52, X60, X65, X70 (PSL1 & PSL2), P235HG, P265GH (TC1 & TC2), S355J2H, P355N, P420N, L245NB, L290NB, ST37.8, ST35.8
Sizes: 3/8" to 24" - (10.2mm to 610.0mm)
Schedules: SCH STD, SCH XS, SCH XXS, SCH20, SCH40, SCH60, SCH80, SCH100, SCH120, SCH140, SCH160
Thickness: 1.5mm to 60.0mm
Ends: Bevelled/Plain
Lengths: SRL 5-8m and DRL 9-13m
Availability: Stock / Production

WELDED PIPES ERW / LSAW / SPW



Standards: ASTM, DIN, EN
Steel Grades: TP304L, TP316L, TP316TI, TP304H, TP310S, TP321H, TP347H, TP904L, UNS S31803 (DUPLEX), UNS S32760 (SUPER DUPLEX)
Sizes: 1/8" to 36" - (10.29mm to 914.40mm)
Schedules: SCH STD, SCH XS, SCH XXS, SCH 5S, SCH 10/10S, SCH 20, SCH 30, SCH 40/40S, SCH60, SCH80/80S, SCH 100, SCH 120, SCH 140, SCH 160
Thickness: 1.5mm to 80.0mm
Ends: Bevelled/Plain
Lengths: SRL 5-8m and DRL 9-13m
Availability: Stock / Production

WELDED & SEAMLESS NICKEL ALLOY PIPES



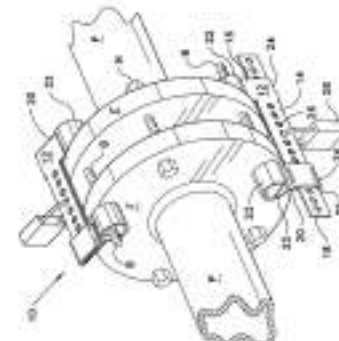
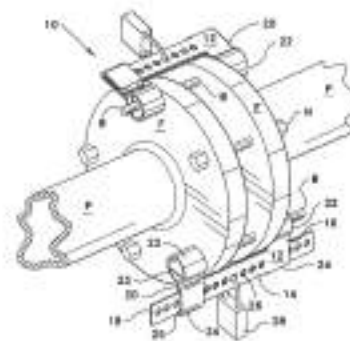
Standards: ASTM, EN
Steel Grades: Alloy 825, Alloy 625, Alloy 600, Alloy 400, Alloy 201, Inconel C276, Alloy 200
Sizes: 3" to 42"
Schedules: SCH STD - SCH160/XXS
Thickness: 1.5mm to 60.0mm
Ends: Bevelled/Plain
Lengths: SRL 5-8m
Availability: Stock / Production



FLANGES



Material	Standards	Brand & Origin
Stainless steel Carbon Steel Duplex Steel Alloy Steel	ASTM A105 / API ASTM A350 LF2 ASTM A694 - F52/F60/F65 ASTM A182 304L/316/321 Duplex UNS S32760/ S32750 / UNS S32205/ S31803	Melesi - Italy Metalfar - Italy MGI - France Galperti - Italy Kofco - Korea Ulma - Spain KVF - Korea



WELDING NECK

DETAILS

Standard	ASNI/ASTM B16.5 / 16.36/16.47A/16.47B B2220 – 2001, DIN2527/2636/2637/2638/2566/2576/2633/2635/2642/2653/2655. BS 1560-3.1, BS4504-3.1, AS2129-2000
Rate	From 150LBS to 2500LBS / PN10 to PN400
Size	From 1/2" to 42"
Material	Carbon steel, Stainless steel, Alloy Steel, Special Alloy.



SLIP ON

DETAILS

Standard	ASNI/ASTM B16.5 / 16.36/16.47A/16.47B B2220 – 2001, DIN2527/2636/2637/2638/2566/2576/2633/2635/2642/2653/2655. BS 1560-3.1, BS4504-3.1, AS2129-2000
Rate	From 150LBS to 2500LBS / PN10 to PN400
Size	From 1/2" to 42"
Material	Carbon steel, Stainless steel, Alloy Steel, Special Alloy.
Type	RF, FF, RTJ



BLIND

DETAILS

Standard	ASNI/ASTM B16.5 / 16.36/16.47A/16.47B B2220 – 2001, DIN2527/2636/2637/2638/2566/2576/2633/2635/2642/2653/2655. BS 1560-3.1, BS4504-3.1, AS2129-2000
Rate	From 150LBS to 2500LBS / PN10 to PN400
Size	From 1/2" to 42"
Material	Carbon steel, Stainless steel, Alloy Steel, Special Alloy.
Type	RF, FF, RTJ



FLANGES

SOCKET WELD

DETAILS

Standard	ASNI/ASTM B16.5 / 16.36/16.47A/16.47B B2220 – 2001, DIN2527/2636/2637/2638/2566/2576/2633/2635/2642/2653/2655. BS 1560-3.1, BS4504-3.1, AS2129-2000
Rate	From 150LBS to 2500LBS / PN10 to PN400
Size	From 1/2" to 42"
Material	Carbon steel, Stainless steel, Alloy Steel, Special Alloy.
Type	RF, FF, RTJ



THREADED

DETAILS

Standard	ASNI/ASTM B16.5 / 16.36/16.47A/16.47B B2220 – 2001, DIN2527/2636/2637/2638/2566/2576/2633/2635/2642/2653/2655. BS 1560-3.1, BS4504-3.1, AS2129-2000
Rate	From 150LBS to 2500LBS / PN10 to PN400
Size	From 1/2" to 42"
Material	Carbon steel, Stainless steel, Alloy Steel, Special Alloy.
Type	RF, FF, RTJ



SPECTACLE BLIND

DETAILS

Standard	ASNI/ASTM B16.5 / 16.36/16.47A/16.47B B2220 – 2001, DIN2527/2636/2637/2638/2566/2576/2633/2635/2642/2653/2655. BS 1560-3.1, BS4504-3.1, AS2129-2000
Rate	From 150LBS to 2500LBS / PN10 to PN400
Size	From 1/2" to 42"
Material	Carbon steel, Stainless steel, Alloy Steel, Special Alloy.



LAP JOINT STUBEND

DETAILS

Standard	ASNI/ASTM B16.5 / 16.36/16.47A/16.47B B2220 – 2001, DIN2527/2636/2637/2638/2566/2576/2633/2635/2642/2653/2655. BS 1560-3.1, BS4504-3.1, AS2129-2000
Rate	From 150LBS to 2500LBS / PN10 to PN400
Size	From 1/2" to 42"
Material	Carbon steel, Stainless steel, Alloy Steel, Special Alloy.
Type	RF, FF, RTJ



BEARINGS



MAGNETIC BEARINGS



Magnetic Bearings leads the industry in custom engineered magnetic bearing systems for large turbomachinery and high-performing rotating equipment.

Today, we combine this knowledge and experience with a broad range of magnetic bearing software and hardware configurations to serve the world's leading original equipment manufacturers and end users in oil & gas, power generation and defense markets.

Remote connectivity capabilities integrated into Magnetic Bearings' range of digital controllers allows for remote commissioning, monitoring, diagnostics and adjustment – reducing the need for on-site maintenance, increasing reliability and availability

JOURNAL BEARINGS



Journal bearing range is the most extensive in the industry with designs ranging from less than one inch (25 mm) to over 20 inches (500 mm) in diameter, available in a wide variety of fixed profile (sleeve) and tilting pad configurations. Combination thrust/journal bearing designs are also available for applications with limited axial space. From small, high speed turbochargers to the world's largest gas turbine Bearings™ delivers.

Journal Bearings tilting pad radial bearings are designed to transfer radial loads from rotating shafts with minimum power loss and optimum dynamic characteristics. Our Engineers work collaboratively with customers to understand the performance expectations and operating conditions...and provide a high-performing solution, manufactured to the highest quality standards in the industry.

THRUST BEARINGS



Thrust bearing offering includes fixed profile designs for lightly-loaded applications and advanced tilting pad solutions for more demanding, high-load, high-speed applications. Combination thrust/journal designs are also available for applications with limited axial space.

The tilting pad thrust bearings are specially engineered for reduced power loss, oil flow and pad temperatures for the most reliable and efficient machine performance. Patented design features allow for optimized performance in a variety of applications and address industry-wide challenges like axial vibration.



BEARINGS



BALL BEARINGS



The ball bearings come in a wide variety of types, designs, series, sizes, variants and materials. Depending on the bearing design, our ball bearings are available in four performance classes.

Standard
Explorer
Energy Efficient
Super-precision

ROLLER BEARINGS



roller bearings come in a wide variety of types, designs, series, sizes, variants and materials. Depending on the bearing design, SKF roller bearings are available in four performance classes.

Standard
Explorer
Energy Efficient
Super-precision

DEEP GROOVE ROLLER BEARINGS



Deep groove ball bearings are particularly versatile. They are simple in design, non-separable, suitable for high and very high speeds and are robust in operation, requiring little maintenance. Because deep groove ball bearings are the most widely used bearing type, they are available with us in many designs, variants and sizes.



FORGED FITTINGS



Dimensions to: MSS-SP97

Standards: ASTM ASME ANSI MSS

Rating: 3000LBS / 6000LBS / 9000LBS

Materials Carbon Steel: ASTM A105 / ASTM A350 LF2 Self coloured & Hot Dip Galvanised

Materials Stainless Steel: ASTM A182 F304L, F316L, 304H, F321, F321H, F347, F347H, F310S, F317, F904L

Materials Alloy Steel: ASTM A182 F1, F5, F9, F11, F22, F91

Material Duplex Steel: ASTM A182 F51, F53, F55, Alloy 825, Alloy 625, Alloy 600, Alloy 400, Alloy 201, Inconel C276, Alloy 200

FORGED FITTINGS

Elbows 1/8" - 4"

Tees 1/8" - 4"

Couplings 1/8" - 4"

Unions 1/8" - 4"

Caps 1/8" - 4"

Plugs 1/8" - 4"

Bushings 3/8" - 4"

Inserts 3/8" - 4"

OLETS

Weldolets 1/2" - 36"

Sockolets 1/2" - 4"

Threadolets 1/2" - 4"

Nipolets 1/2" - 4"

Sweepolets and Nipolet 1/2" - 4"

Elbolets and Latrolet 1/2" - 24"

Latrolet 1/2" - 24"

Sweepolets 1/2" - 24"

Nipoflanges 1/2" - 4"

PIPE NIPPLES

Pipe Nipples TBE 3" NPT L = 200 MM 1/8" - 10"

Pipe Nipples 1/8" - 10"

Swage Nipples 1/4" - 10"

MEGA ITALY | LAMY ITALY | JD FRANCE | VIAR ITALY | BOTH-WELL TAIWAN



Projects Bulk Piping Middle East FZE

BUTTWELD FITTINGS



ERNE AUSTRIA | SCHULZ GERMANY | OMR ITALY
SKB KOREA | BKL THAILAND | TECHNOFORGE ITALY
TK KOREA | BENKEN JAPAN | GELDBACH GERMANY

STAINLESS & DUPLEX STEEL



Manufacturing Standards: ASTM, EN, DIN
Fitting Types: 45°/90°/180° LR or SR Elbows, Concentric Reducers, Eccentric Reducers, Equal Tees, Reducing Tees, Caps.
Process: Seamless and Welded
Steel Grades: WP304L, WP316L, WP316TI, WP317L, WP304H, WP310S, WP321H, WP347H, WP904L, UNS S31803 (DUPLEX), UNS S32760 (SUPER DUPLEX)
Sizes: 3/8" to 56" -(10.2mm to 1422.4mm)
Schedules: SCH STD - SCH160/XXS
Thickness: 1.5mm to 50.0mm
Ends: Bevelled/Plain
Availability: Stock / Production

FITTINGS ALLOY STEEL



Manufacturing Standards: ASTM, EN, DIN
Fitting Types: 45°/90°/180° LR or SR Elbows, Concentric Reducers, Eccentric Reducers, Equal Tees, Reducing Tees, Caps.
Process: Seamless and Welded
Steel Grades: A234 WP1, WP5, WP9, WP11, WP12, WP22, Wp91 16Mo3, 13CrMo4-5, 10CrMo9-10, X11CrMo5, X10CrMoVNb9-1, X 20 CrMo V 11-1
Sizes: 3/8" to 56" -(10.2mm to 1442.0mm)
Schedules: SCH STD - SCH160/XXS
Thickness: 1.5mm to 50.0mm
Ends: Bevelled/Plain
Availability: Stock / Production

NICKEL ALLOY STEEL



Manufacturing Standards: ASTM, EN, DIN
Fitting Types: 45°/90°/180° LR or SR Elbows, Concentric Reducers, Eccentric Reducers, Equal Tees, Reducing Tees, Caps.
Process: Seamless and Welded
Steel Grades: Alloy 825, Alloy 625, Alloy 600, Alloy 400, Alloy 201, Inconel C276, Alloy 200
Sizes: 3/8" to 24" -(10.2mm to 609.6mm)
Schedules: SCH STD - SCH160/XXS
Thickness: 1.5mm to 60.0mm
Ends: Bevelled/Plain
Availability: Stock / Production



VALVES



Virgo | FZV | Vimec | Kitz - Japan | OMB - Italy
Bonneyforge-Italy | L&T - India

BALL VALVE

Type : Top Entry Ball Valve, Side Entry Ball Valve, Trunnion Mounted Ball Valve, Floating Ball Valve, One Piece Ball Valve, Two Pieces Ball Valve, Three Pieces Ball Valve, Fully Welded Ball Valve.

Size : NPS ½ ~56"

Temperature : 196o C~550oC

Pressure : Class 150~Class 2,500

Materials : Carbon Steel, Stainless Steel, Duplex, Inconel, Monel, Bronze

Standard : API 6D, BS5351, ASME B16.34, ISO17292

Face to Face : ASME B16.10, API 6D

End connection: ASME B16.5, ASME B16.47, ASME B16.25, ASME B16.11

Test Standard ISO 5208, API 6D 598

Operators: Manual, Worm Gear, Electric Actuator, Pneumatic Actuator



GATE VALVE

Types: wedge Gate Valve , Single Disc Gate Valve, Double Disc Gate Valve(Expanded Gate Valve), Pressure Seal Gate Valve, Cryogenic Gate Valve-

Size: NPS1/2" ~60"

Temperature: - 196OC~ 550OC

Pressure: Class 150~ Class 2,500

Materials : Carbon Steel , Stainless Steel, Duplex, Inconel, Monel, Bronze

Standard : API600, API 6D BS 1414 , ASME B16.34,

Face to face: ASME B16.10, API 6D

End Connection: ASME B16.5, ASME B16.47, ASME B16.25 ASME B16.11

Test Standard: ISO 5208, API 598

Operators: Manual, Worm Gear, Electric Actuator, Pneumatic Actuator



GLOBE VALVE

Type : Bellow Seals Globe Valve, Pressure Seal Globe Valve , Cryogenic Globe Valve

Nominal Diameters: NPS 2" ~24"

Temperature: 196Oc~550OC

Pressure: Class 150~Class 2,500

Materials: Carbon Steel , Stainless Steel, Duplex Inconel, Monel, Bronze

Standard: BS1873, ASME B16.5, ASME B16.25

Test Standard: ISO 5208, API 598

Operators: Manual, Electric Actuator, Pneumatic Actuator



VALVES



CHECK VALVE

Type: Swing Check Valve, Wafer Check Valve, Axial Flow Check Valve, Pressure Seal Check Valve, Cryogenic Check Valve

Nominal Diameters: NPS 2"~48

Temperature: - 196Oc~550Oc

Pressure: Class 150~Class 2,500

Materials: Carbon Steel , stainless Steel, Duplex, Inconel, Monel, Bronze

Standard: API6D, BS 1868, ASME B16.34,

Face to Face: ASME B16.10,API6D, API 594

End Connection: ASME B16.5,ASME B16.25, ASME B16.47

Test Standard: ISO 5208, API 6D, API 598



BUTTERFLY VALVE

Type: Double Eccentric Butterfly Valve, Triple Eccentric Butterfly Valve, Metal Seal Butterfly Valve ,Mon-metal Sealing Butterfly Valve, Concentric Butterfly Valve, Cryogenic Butterfly Valve

Nominal Diameters: NPS 2" ~80

Temperature: - 196Oc~550oc

Pressure: Class 150~Class 600

Materials: Carbon Steel, Low Temp, Carbon Steel , Stainless Steel, Duplex, Inconel, Monel, Bronze

Standard: API 609,MSS SP-68,EN593

Face to face: API 609,MSS SP-68,EN 558

End Connection: ASME B16.5,EN 1092,ASME B16.47

Test Standard: ISO 5208, API598

Operators: Manual, worm Gear, Electric Actuator, Pneumatic Actuator



PLUG VALVE

Type:pressure Balanced Plug Valve, Self-lubricating Plug Valve, Twin Plug Valve

Nominal Diameters: NPS ½ ~ 24"

Temperature: -46OC~150Oc

Pressure: Class 150~ Class 2,500

Materials: Carbon Steel, low Temp. Carbon Steel, Stainless Steel , Duplex, Inconel, Monel, Bronze

Standard: API 599, API 6D, ASME B16.34

Face to Face : ASME B16.10,API 6D

End Connection: ASME B16.5, ASME B16.25

Test Standard: ISO 5208, API 6D, API 598

Operators: Manual, Worm Gear, Electric Actuator, Pneumatic Actuator



STRUCTURAL STEEL

BEAMS



BRITISH SECTIONS: S275 JR / S355 JR / J2 / JO / A572 Gr.50 UB 127 x 76 TO 1016 x 305, UC 152 x 152 to 356 x 406
EUROPEAN SECTIONS: S275 JR / S355 JR / J2 / JO / A572 Gr.50, HEA 100 TO 1000, HEB 100 TO 1000, IPE 100 TO 750, IPEAA 80 to 200
JAPANESE SECTIONS: JIS G 3101 SS 400 I BEAMS: 100 x 50 to 900 x 300, H BEAMS: 100 X 400 x 400

CHANNELS



BRITISH (PFC): 100 x 50 TO 430 x 100 EN10025 S275JR / S355JR
EUROPEAN (UPN): 50 x 38 to 400 x 110 EN10025 S275JR / S355JR UPE: 80 x 40 to 400 x 115 EN10025 S275JR / S355JR
JAPANESE (JIS): 40 x 20 to 380 x 100 JIS G 3101 SS400

ANGLES



EQUAL: 20 x 20 to 250 x 250 S275JR / S355JR / ASTM A36 / SS400
UNEQUAL: 65 x 50 to 200 x 150 S275JR / S355JR / ASTM A36 / SS400
T-ANGLES: 20 x 20 to 50 x 50 S275JR / S355JR / ASTM A36 / SS400

FLAT, ROUND AND SQUARE BARS



EQUAL: 20 x 20 to 250 x 250 S275JR / S355JR / ASTM A36 / SS400
UNEQUAL: 65 x 50 to 200 x 150 S275JR / S355JR / ASTM A36 / SS400
T-ANGLES: 20 x 20 to 50 x 50 S275JR / S355JR / ASTM A36 / SS400

STRUCTURAL STEEL

HOT ROLLED SHEETS / COILS / PLATES



4' x 8' x 1.2mm to 16mm S275JR/ S355JR/ ST37-2/ ST44-2/ ST52-2
1.5m x 6m x 3mm to 25mm ASTM A36 / SS 400
4' x 8' x 16mm to 200mm S275JR/ S355JR/ EH36
1.5m x 6m x 16mm to 50mm ASTM A36 / SS 400 / ABS Gr. A
2m x 6m/ 12m x 5mm to 100mm ST37-2/ ST44-2/ ST52-2
2.5m x 8m/ 12m x 6mm to 50mm ASTM A572 Gr. 50, ASTM A283 Gr. C
3.05m x 12m x 6mm to 50mm ASTM A516 Gr. 60/ 65/ 70 / API 2H

COLED ROLLED SHEETS / CHEQUERED SHEETS



COLD ROLLED SHEETS 4' x 8'/ 1m x 2m x 0.5mm to 1.5mm SS400/ASTM A36/S275JR
CHEQUERED SHEETS 4' x 8'/ 1.5m x 6m x 1.6mm to 12mm SS400/ASTM A36/S275JR
2m x 6m x 5.0mm to 12.0mm SS400/ASTM A36/S275JR

HOLLOW SECTIONS



SQUARE: 12 X 12 to 400 x 400 JIS G3466 / STKR 400/ASTM A500 GRA, GRB
RECTANGLE: 19 x 30 to 500 x 300 S275JR / S355JR / S355J2H



TURBINES

GAS TURBINE SPARE PARTS



Apart from Service and Reverse Engineering Products, Turbo Service & Trading provides a wide range of gas turbine spare parts. TST can revert to own stock and a worldwide network of well-known and certified suppliers. This enables us to offer for worldwide activities either from stock or with a minimal lead time. Our delivery possibilities include spare parts for the following brands and types:

Siemens (e.g. V94.2)
Westinghouse (e.g. W251)
General Electric (e.g. Frame 5, 6, 7, 9)
Solar (e.g. Centaur, Saturn)

The range of products covers everything from nozzles, buckets and blades (stator; rotor), various hot gas path parts, to control systems. For all supplied parts TST issues a warrantee same as the warranty given by the Original Equipment Manufacturer.

REVERSE ENGINEERING OF SPARE PARTS



As a Non-OEM our company has specialized on the manufacturing of spare parts by reverse engineering. Spare parts for all brands and types of steam turbines and compressors can be re-manufactured according to the provided original part.

ELECTRICAL AND ELECTRONICS

POWER CONTROLS:

Electronic control and monitoring system
Reduced voltage & adjustable speed control relays, pushbuttons and sensors

POWER DISTRIBUTORS:

Busways and transformers
Breakers and safety Switches
Panel boards and switchboards
Load centers and metering panels

ELECTRONIC INSTRUMENTS:

TRANSMITTERS - Absolute/differential pressure, level, flow & temperature.
CONTROLLERS- On/Off, proportional, integral and derivative.
INDICATORS - Current or voltage process, safe or hazardous area.
TEST EQUIPMENT - Calibrators
RECORDERS - Multi-types

METERS AND TRANSFORMERS:

AC and DC Ammeters
AC and DC Voltmeters
Watt / Var Transmitters
Shunts, potential and Current Transformers

MOTORS:

TEFC Motors
Fuel / oil pump motors
High voltage Synchronous motors
High voltage squirrel cage induction motor
General Purpose 1ph and 3ph motors
Special motors: Explosion/Flameproof etc.
Horizontal and Vertical Motors





Projects Bulk Piping Middle East FZE

Jabel Ali Free Zone (North), P.O Box : 261307, Dubai - U.A.E

Land Line: +971 4 8811833, Fax: +971 4 8811832

Email: sales@projectspiping.com, Web: www.projectspiping.com

