

# the Lake Breeze

## Inside this issue

President's Letter.....	1-2
Spring has Sprung.....	2
Please Consider.....	2
City of Bloomington Letter.....	3-4
Septic Letter.....	5
Coyotes in Our Neighborhood.....	6
Pollinators on Parade.....	7
Plant a Pollinator Pocket.....	8-9
Fireworks Donation form.....	10
Community Ads.....	10

## President's Letter

LBA Vision: *“Lake Bloomington is a jewel of a lake that draws people together and provides a beautiful place to live with safe recreation and enjoyment for residents, neighbors, and the community at large.”*

Happy Spring to everyone! Lake Bloomington is a glorious place to live this time of year, even with the temperatures fluctuating up and down. The excitement of seeing the white pelicans, seagulls, a variety of ducks, loons, and the return of the Great Blue Heron is something we look forward to every year! The spring beauty flowers, Dutchman’s breeches, trillium and other wildflowers are appearing daily around the lake to brighten our landscape. We await sightings of the first fawns in late spring.

How are you going to enjoy the lake this spring and summer? This is a question we always ask ourselves, since we want to truly enjoy this beautiful spot where we have lived for 22 years. How can we make sure we “notice” our surroundings and not take them for granted? I (Lynette) decided when I retired seven years ago that I would enjoy the lake for at least an hour every day. When it gets warmer I will be out on my float on the lake just enjoying looking around and reflecting on the beauty. Through this purposeful time I have learned to relax and take in the “jewel” that our lake is.

Looking at past issues of the Lake Breeze Spring edition there were numerous news items to be reported. Things continue to be different this year with limited activities during the pandemic. As things begin to open up, we hope to have additional news in the August edition of the Lake Breeze.

We encourage all of you to join us from 9:00-Noon for the Lake Clean-up Day on Saturday, April 24. Julia and Dave Turner will be heading up this process. More hands make light work. Please see additional information in this newsletter and on the LBA FaceBook page.

Once again we have had to cancel the Spring Dinner which would have been on May 13. We hope that we will be able to have our Fall Dinner in September once more people have been vaccinated and restrictions are lessened.

The 40th Annual Lake Run 12k, 4.37 mile run, and 3 mile walk will be held on May 1, 2021. There will be social distancing and staggered race starts for each event. The race begins at 8:30 a.m. at Green Gables. Many of you may be outside cheering on



the runners in this annual event (except for 2020). We know everyone will be respectful of the safety of the runners as you drive around the lake area on that Saturday morning between 8:30-11:30 a.m.

The LBA will host the annual July 4th boat parade again this year with prizes for the top 3 winners. Plan to get together with your family and/or friends to create the best decorated boat! We are hoping to have a great display of fireworks on Sunday, July 4, at dusk. Of course, this is all contingent on the City of Bloomington approving the fireworks permit due to the COVID 19 situation.

Don't forget to renew your LBA membership if you have not done so. If you have misplaced the letter that was sent to you, please go to the Lake Bloomington Association website ([www.LakeBloomington.com](http://www.LakeBloomington.com)) and click on "Use this link to pay your 2021 dues"

under 2021 LBA Membership where you will find a copy of the membership form. You may pay online or mail your check made payable to Lake Bloomington Association, PO Box 223, Hudson, IL. 61748. Currently, we have 172 who have paid memberships. This is down from last year when we had 205 memberships at this time.

The Mucky Duck will be opening on May 15 for boat rentals, apparel items to be purchased, and more.

The Lake Bloomington Association's mission is "to work together to improve the quality of life of the residents, the environment of the lake, and relationships with the surrounding community." The LBA Board of Directors is committed to following this mission. Please see Carol Csanda's article, "Pollinators on Parade in this issue, to see how we can all do our part by planting flowers that will promote the pollinators in our area.

Enjoy this wonderful time of year at the lake!

RICK AND LYNETTE MEHALL  
LBA Co-Presidents

## SPRING HAS SPRUNG!

Our annual LBA Spring Cleanup will be **Saturday, April 24th, 9am-noon**. We will meet at 9am at the sign across from Gables/Lake road. Please sign up so we can communicate any changes (and know how many donuts to buy).

We look forward to seeing our lake neighbors again!

T

ext Julia at 309-825-1894 if you are interested in signing up.

Best,  
*Julia*

## PLEASE CONSIDER THIS

Please consider buying your annuals at the Bloomington Kiwanis Flower Sale. All proceeds benefit Camp Limberlost, a camp for local children who could not otherwise attend camp, held at our own Timberpointe Outdoor Center.

**The Kiwanis Flower Sale is:  
May 5-8, 9am-7pm  
College Hills Mall  
Tent Next to Yankee Candle**

Covid Conscious outdoor shopping.

All quality plants provided by Niepagen's Garden Center

Best,  
*Julia*

Dear Residents,

As we prepare for another wonderful boating season, I wanted to remind everyone of some of the rules and regulations so that all can enjoy the lake peacefully.

Be sure to remember:

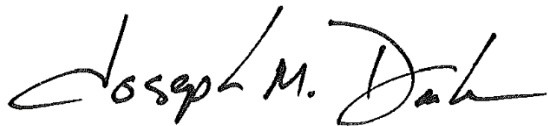
- 🚩 No wakes zones must be adhered to. Please see the attached map.
- 🚩 All boats that pull anyone, must have an observer as well as a twelve-inch by twelve-inch orange flag affixed to the highest point on the boat.
- 🚩 All boats must have all safety equipment – appropriate number of life jackets, horn or whistle, Type -IV throwable device, battery connection covers.
- 🚩 Skiing is allowed between the hours of 12:00 PM and 7:00 PM.
- 🚩 All boats must have a current 2021 registration sticker (if you have submitted your registration, stickers will be mailed out shortly).
- 🚩 Please see Chapter 23 of the City of Bloomington Codes and Ordinances for a complete review of all ordinances.

Beginning the week of May 16, we will have a full-time Courtesy Patrol employee. The Courtesy Patrol employee will work Wednesday through Sunday from 9:30 AM to 6:00 PM. This new employee will be patrolling the lake and the surrounding areas and will be utilized for only Courtesy Patrol job duties. His name is Skip Sparling and he is retired from the US military. Skip will be a great addition to our community, and I believe he will serve all of us well. Please feel free to introduce yourselves to him.

Also, please make sure that your lease payment, boat dock and boat registration is submitted. If you need a paper copy, please contact me and I will print one out for you.

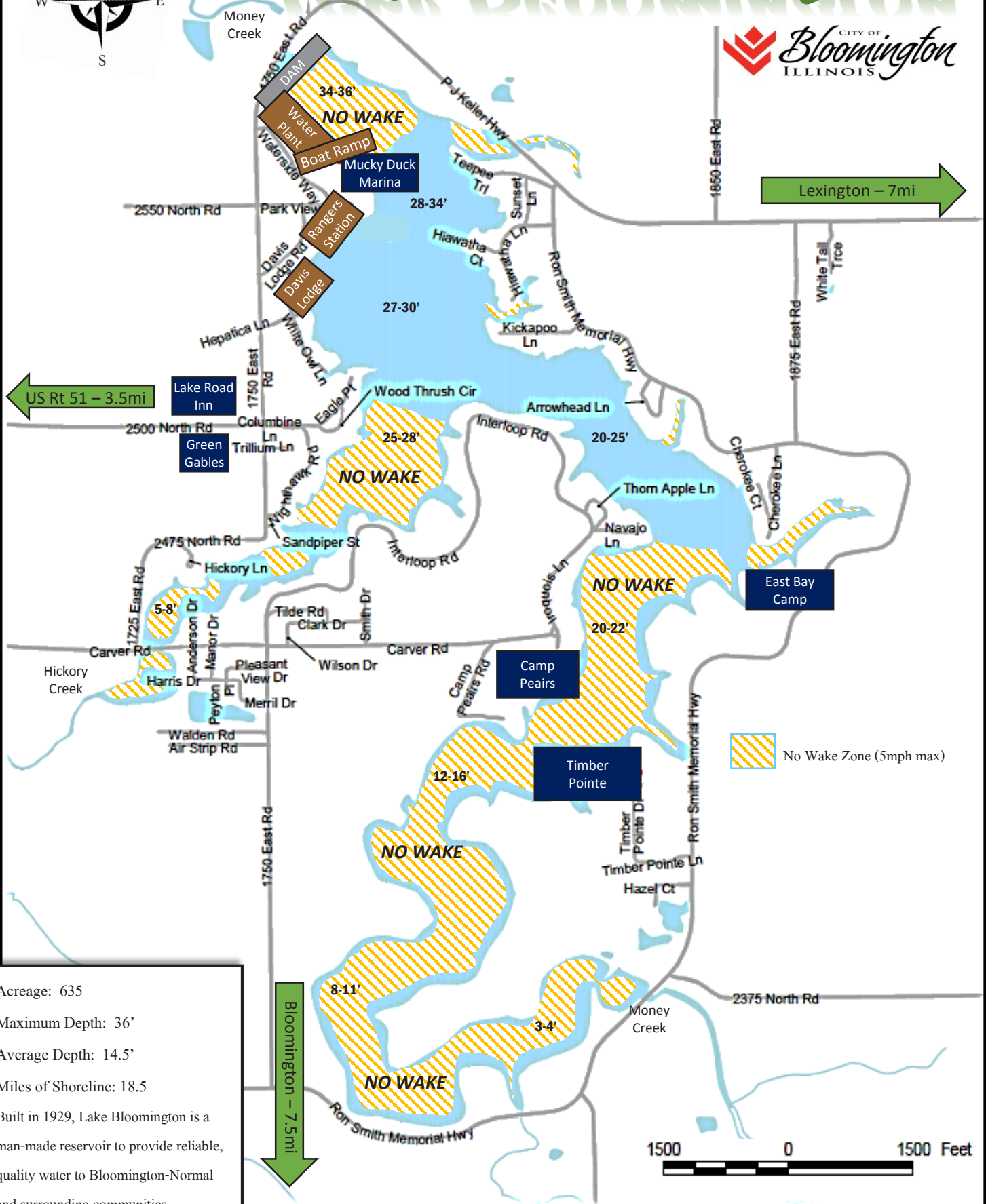
See you around the Lake!

Sincerely,




Joseph M. Darter  
City of Bloomington | Property Manager  
Public Works Department | Water Division  
25515 Waterside Way | Hudson, IL 61748  
Office: (309) 434-2431 | Cell: (309) 275-8087  
Fax: (309) 434-2915 | Email: [jdarter@cityblm.org](mailto:jdarter@cityblm.org)

# Lake Bloomington



Acreage: 635  
 Maximum Depth: 36'  
 Average Depth: 14.5'  
 Miles of Shoreline: 18.5  
 Built in 1929, Lake Bloomington is a man-made reservoir to provide reliable, quality water to Bloomington-Normal and surrounding communities.



## SPRING HAS SPRUNG AND A YOUNG MAN'S (AND LADY'S) FANCY HAS TURNED TO SEPTIC SYSTEMS

As swim season approaches, it is important for you to know what type of system you have. Let's just focus on the type that has the largest impact on the Lake "Sand Filters". Sand Filters serve most of the homes which then discharge to the Lake. How do you know if you have a sand filter system?

Check outside where your septic system is located and see if you have three pipes sticking up out of the ground. If you see three pipes you have a sand filter. You can also check for a discharge pipe thru your Seawall. What's that mean? It means your septic system discharges towards the Lake. Gross Right? Don't be alarmed. The three pipes you have actually help you treat the water before it ends up around your seawall where you swim. One of the pipes, (Chlorinator feed pipe), is for you to add chlorine tablets. These tablets help in many ways but here are a few:

- Keeping bacteria and coliform treated to allow you and your guests to swim safely
- Protecting the Water Supply and surrounding ecosystem
- Providing a longer life to your septic system

So how do you add tablets? It is very simple. The chlorinator feed pipe is a 4" plastic pipe with a screw cap to allow access to an inner 3" pipe, which usually is equipped with a rope handle. Just unscrew the top to access that inner pipe and drop them in.

Be sure to not use CHLORINE TABLETS DESIGNED FOR SWIMMING POOLS. Those are made with a different formulation and will not function correctly. The LBA has chlorine tablets on hand if anybody is in need. Please contact John Hoffman @309.275.0458 or Neil Finlen @ 309.825.8435 or Ryan Esposito @ 309.275.4361 if you need any tablets.

Tablets can also be found at the following local distributors:

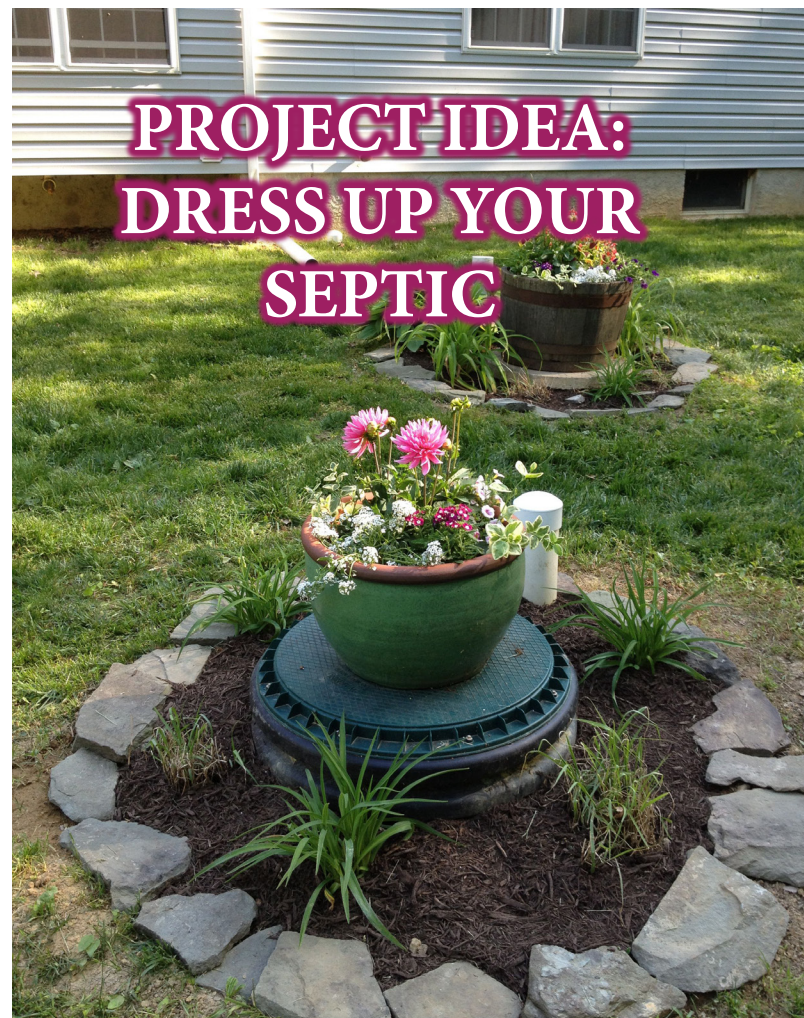
- Bradford Supply, Bloomington
- Tolan's Excavating Inc., Bloomington
- Zeschke Septic Cleaning, Bloomington
- Shoemaker Farm Drainage

Last year a separate mailing was sent regarding care required for the septic tanks themselves and seepage field systems. This maintenance was better explained with an information packet provided by the Health Department. Suffice it to say that protecting these systems can save you large costs and serious problems. The Short Story is Pumping Septic Tank by a Licensed Hauler every 3-5 Years is necessary and "Smart Money".

Should you have any questions-you are always Welcome to call.

Here's hoping you enjoy your time with Family and Friends at the Lake.

All the Best, Neil Finlen





## COYOTES IN OUR NEIGHBORHOODS

At this time of the year, you can frequently hear yelps and howls of coyotes at night in our area. Are they friend or foe?

Interesting facts about these animals:

- Can run up to 43 miles per hour for short distances
- Like a medium-sized dog, but nose is more pointed and tail is bushier
- Fur is typically gray to yellow-gray, with guard hairs tipped in black.
- Holds its tail down between the hind legs when running
- 23 to 26 inches high, 3 to 4 feet long and typically weigh 20 - 40 pounds
- Yellow eyes with black pupils, that makes them appear greenish gold
- 6-7 (average) pups per litter (most recorded was 19!)
- Pups born in April and May
- Life expectancy is only 3 to 4 years
- Diet consists of moles, rabbits, rodents, insects, berries and even fawns. Also eat garbage and pet food that is left out overnight.
- Serve an important ecological role by keeping populations of rabbits, mice, voles, and other animals from growing too large
- Largest predator since cougars and wolves are no longer in this area

Recommendations for Living with Coyotes:

- Do not run if a coyote approaches you. Throw your arms up in the air and yell to scare them away. You could also throw something at it to make it move away.
- Keep small pets close, and don't leave them unattended when they are outside, especially at night.
- Don't leave pet food outside for them to eat. They will become bolder if you feed them.
- Alert residents in your neighborhood if a problem develops with a coyote.

One of the advantages of living at the lake is seeing all the beautiful animals that co-exist with us. Coyotes have just as much right to be here as we do (maybe more), so respect them and enjoy the sights and sounds that they bring to us.

Reference: <https://www.wildlifeillinois.org/gallery/mammals/cat-like-or-dog-like/>

## POLLINATORS ON PARADE!

One of the LBA Goals is to participate in the protection of the Lake's ecosystem, and we have several efforts underway to help improve the environment around the lake. This year, we'd like to include all our LBA Members in this goal by encouraging gardeners around the lake to help us increase habitat for pollinators. Pollinators are bees, butterflies, wasps and flies that move pollen from one part of a plant to another to encourage flowering or setting seeds. A healthy ecosystem will have lots of pollinators to help propagate plant growth and vegetation.

One way to help increase pollinators in our area is to be mindful of the types of chemicals and pesticides in use in the areas around the lake. While a pristine, weedless lawn might be the stuff of backyard dreams, most of the lawn care companies use chemicals that can kill bees, butterflies and other beneficial bugs. With our lawns so close to the lake, all those chemicals also run off into the lake. There are several landscape companies that offer all organic lawn care; or consider doing it yourself with organic lawncare products available at the garden centers. With a little research, you can find a solution to enhance your lawn and keep our bees happy!

Another good way to encourage pollinators is to plant gardens full of nectar-rich, native plants. Native plants (plants that are indigenous to our area) are especially beneficial for pollinators and other kinds of wildlife. Native plants reduce runoff and they provide food, shelter and nesting materials for wildlife. There are also some non-native plants and newer cultivars that can also provide a good habitat for pollinators.

Joe Darter and his crew are helping to contribute to an increase in pollinators by the work going on at North Park Nature Center. Hopefully by the time you are reading this, there will have been a controlled burn to prepare the ground for new wildflower seeds to encourage pollinators and birds. You can also help our local environment by participating in our Spring Clean-Up day around the lake on April 24.

Another way to get involved is to plant natives and pollinator friendly plants in your yard. I've attached a brochure (reprinted with permission) from the University of Illinois Extension about "Pollinator Pockets." A pollinator pocket is simply a garden, plot or a pot planted to attract pollinators. This brochure has a listing of many great plants that the bees and butterflies love. Wouldn't it be great if there were "pollinator pockets" all over the lake? Since many of you garden anyway, perhaps you could commit to including some native and nectar-rich plants in your beds this year.

We will be using our LBA Facebook page to help encourage and contribute to a pollinator-rich environment. As a Master Gardner, I have access to many articles and events that I'll share on our FB page. I've included a few links below to help you get started. Would love to see your ideas too about successful plants for pollinators and other ecologically -friendly ideas. So, let's get gardening and welcome the bees and butterflies to the lake!

[www.illinois.edu/cfiv/pollinators/](http://www.illinois.edu/cfiv/pollinators/)

<https://illinoisprairie.wildones.org/>

<https://www.fielddmuseum.org/visit/daily-events/monarch-community-science-project>

*Carol Esanda*

## Plant List

Many of the plants listed are host plants for various butterflies and moths and are noted with an (H).

### Good perennial & biennial pollinator plants include:


aster (H)  
beebalm  
beard tongue  
bellflower  
black-eyed Susan (H)  
blazing star  
butterfly weed (H)  
coneflower (H)  
foxglove  
golden alexander (H)  
goldenrod  
hollyhock (H)  
Joe Pye weed  
larkspur  
lead plant (H)  
lobelia, great blue  
milkweed (H)  
monkshood  
mint  
native rose  
white indigo  
...and many more  
bee-utiful flowers

### Good annual pollinator plants include:

alyssum  
cleome (H)  
cosmos  
evening primrose  
flax  
lantana  
Mexican sunflower  
morning glory  
mullein  
poppy  
sunflower (H)  
snapdragon (H)  
tomato  
verbena  
zinnia

### Good herb pollinator plants include:

basil  
borage  
catnip  
comfrey  
dill (H)  
fennel (H)  
hyssop  
lavender  
mint  
oregano  
parsley (H)  
sweet marjoram  
rosemary  
thyme



For more pollinator-friendly garden designs go to:  
<http://web.extension.illinois.edu/cfv/pollinators/>

For further information on bee-friendly gardens and constructing bee nests, check out the fact sheets available from the Xerces Society at [www.xerces.org](http://www.xerces.org)

If you like photography and want to become involved in citizen scientist bee research, become a BeeSpotter at <http://beespotter.mste.illinois.edu/>



**Illinois Extension**

UNIVERSITY OF ILLINOIS URBANA-CHAMPAIGN

801 North Country Fair Drive Suite D

Champaign, IL 61821

217-333-7672

College of Agriculture, Consumer and Environmental Sciences | University of Illinois |  
U.S. Department of Agriculture | Local Extension Councils Cooperating  
*University of Illinois Extension provides equal opportunities in programs and employment.*

## Plant a Pollinator Pocket!

Promote Pollinators!

Just imagine...

your dining table without the delectable fruits of apples, blueberries, cherries and peaches or the versatile pumpkin or zucchini. Flowering plants and their associated pollinators are responsible for the vast majority of our food: an estimated one out of every four mouthfuls of food and beverage. Pollinators are also crucial, directly or indirectly, for production of dyes, medicines and some fibers.

Pollinators sustain plant communities by pollinating native plants that provide food, nesting and shelter for wildlife. Bees may be the first pollinators we think of; however, pollinators include butterflies, moths, beetles, hummingbirds, flies and wasps. In North America 99% of pollinators are insects and of those, most are bees.

Illustrations by Ann McDowell



**Unfortunately** pollinators are in perilous decline for a myriad of reasons including loss of native areas. We gardeners can be a positive influence on pollinator populations and diversity by planting pollinator-friendly gardens.

A pollinator-friendly garden is also a people-friendly garden as we enjoy many of the same plants. We just need to add a few elements to provide pollinators with food, water, shelter and a nice place to raise the “kids.” Many resources exist to help, and here are a few basics for a pollinator-friendly garden.

- Food for pollinators is generally provided by flower pollen and nectar. However, some pollinating insects need specific plants during certain stages of their life cycle, such as monarch caterpillars and milkweed. These are called “host plants” and are a great addition to pollinating gardens.

- Opt for native plants whenever possible. Native plants often need less water than non-natives, do well without fertilizer, and attract and support a diverse range of pollinators. Exotic plants, such as butterfly bush, can provide food for butterflies and bees but doesn’t sustain the complete life cycle of pollinators. Some exotic plants have become invasive, threatening the biodiversity of both native plants and pollinators.

- Plant clumps of similar flowers and design areas to have a variety of flowers blooming all season.

- Allow spaces between clumps of flowers to provide shelter from wind and cold.

- Avoid using weedcloth barrier and heavy mulch since some pollinators nest in the ground.

- Make your pollinator pocket a pesticide-free zone.

If you are worried about luring something into your garden that can sting, keep in mind that bees are not bullies looking for a fight. A happy bee is like a gardener in a garden center, focused on each flower.

### Let’s Get Buzzy!

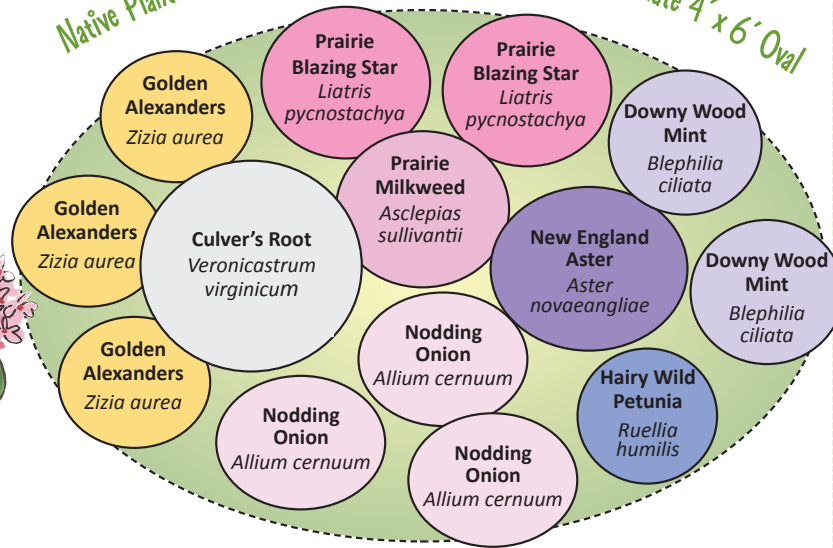
**1** The first step is to “Build it and they will come.” Convert a section of your lawn into a Pollinator Pocket! A suggested planting plan for an approximately 4 foot by 6 foot space is shown below. Designs were developed for a variety of sun, shade and moisture conditions (see <http://web.extension.illinois.edu/cfiv/pollinators/>). Within this brochure is a list of pollinator plants of which most are available at local or native plant nurseries.

**2** Leave dead stems over the winter to provide shelter and nesting areas. Consider adding nesting habitats. Native bees make nests in a variety of places such as pieces of wood, cavities or in open ground. Many bees will defend their nests so developing a nesting site in an out-of-the-way place will make everyone happier including the bees.

**3** Ready to go a bit farther with your lawn? Set mower blades higher and let clover, dandelions and violets grow and flower.



Native Plants • Full-Partial Sun • Moist to Wet • Approximate 4' x 6' Oval



# Fireworks Donations

Please help our annual fireworks display tradition continue by donating.

Please complete the form below to help support and continue this great tradition at the Lake live on!

NAME: \_\_\_\_\_

ADDRESS: \_\_\_\_\_

PHONE: \_\_\_\_\_

AMOUNT ENCLOSED: \$ \_\_\_\_\_

Please send this form & checks payable to:  
**LBA**  
**P.O. Box 223**  
**Hudson, IL 61748**

 <b>JIM SPACHMAN</b> Agent 2501 E College Avenue, Suite A Bloomington, IL 61704-2484 Bus 309.661.1700 Toll Free 866.661.1700 Fax 309.663.1007 Cell 309.261.1890 jim@jimspachman.com jimspachman.com <i>24 Hour Good Neighbor Service</i> ®		 <b>Ryan Esposito</b> BROKER mobile - 309.275.4361 ryanesposito1981@gmail.com <b>mcleancountyhomes.com</b> <small>Remax Rising 501 S Towanda Barnes, Suite 2 Bloomington, IL 61705</small> 
 <b>D.O.G.</b> Depend on God <b>UNDER GOD'S CARE</b> 15502 E 2550 N Road Hudson, IL 61748 <i>Driving Directions on Back</i> <b>Gaye's TLC Kennel</b> Dog Boarding Rural Setting - State Licensed Flexible Check-In & Check-Out Times Long-Term Boarding Available <b>Gaye Siebert</b> (309) 726-1644 Est. 1996 <b>2 miles W. of Lake Bloomington</b>	 <b>Prairie STORAGE</b> HUDSON, IL Al Rollins & Mike O'Grady P.O. Box 173, Hudson, IL 61748 (309) 530-2394 www.prairie-storage.com ogradymike1@gmail.com	



The Lake Bloomington Association is made up of residents and anyone else who enjoys the Lake and works to improve the lake and surrounding community. Anyone can join the LBA; you don't have to live at the Lake. It's a great way to meet new people who also enjoy Lake Bloomington. If you are interested in joining the LBA, or have questions or comments, please email us at [lakebloomingtonassociation@gmail.com](mailto:lakebloomingtonassociation@gmail.com).