

POWERS' PICKS \$15

Volume 7 Issue 11

September 26-30, 2019

© 2019 BP Sports, LLC

NFL Best Bets Go 3-0 in Week 3, Now 61% All-Time!!!
Week 5 CFB Best Bets Pg 3, Week 4 NFL Best Bets Pg 7

Week 4 News and Notes!

For those of you that are new, in this section we'll recap what happened last week specifically, the misleading finals, the key injuries, the bad beats and the line moves. We'll include most of these recaps here, therefore you don't have to waste time reading about them in my game-by-game write-ups for the upcoming week. Without further adieu, here's a run down of what happened last week in the world of CFB.

Week 4 Trends
Favorites-Dogs
 Straight Up 47-11
 ATS 30-27-1
Home-Away
 Straight Up 37-21
 ATS 26-31-1
Totals (O/U)
 Over-Under 29-27-2

Year-To-Date
Favorites-Dogs
 Straight Up 250-39
 ATS 146-136-7
Home-Away
 Straight Up 209-76
 ATS 132-146-7
Totals (O/U)
 Over-Under 138-148-5

Largest Favorites to Cover:

Clemson (-41.5) vs. Charlotte, 52-10
 Ohio State (-38.5) vs. Miami-Ohio, 76-5
 Alabama (-37) vs. Southern Miss, 49-7
 Wake Forest (-30) vs. Elon, 49-7
 Indiana (-27.5) vs. Connecticut, 38-3
 LSU (-24) at Vanderbilt, 66-38

Biggest Money line Upsets:

The Citadel +1500 won 27-24 in OT at Georgia Tech (+27.5)
 San Jose State +800 won 31-24 at Arkansas (+20)
 UCLA +700 won 67-63 at Washington State (+18)
 Buffalo +450 won 38-22 vs. Temple (+14)
 Pittsburgh +320 won 35-34 vs. UCF (+10)
 Colorado +295 won 34-31 at Arizona State (+7.5)
 SMU +240 won 41-38 at TCU (+7.5)



Last Saturday, UCLA pulled off the 3rd largest comeback in college football history in their 67-63 win over Washington State. The Bruins trailed 49-17 late in the 3Q and despite struggling all year offensively, UCLA managed to score 50 points in the final 20 minutes of the game.

ATS Notables

Auburn, UL-Lafayette, Oklahoma St and SMU are all 4-0 ATS this season. Meanwhile Kansas St, Utah St and Wisconsin are 3-0 ATS. The Badgers have covered their games by a combined 81.5 points!

Miami (OH), Massachusetts, FIU and Akron are all 0-4 ATS. Virginia Tech, Vanderbilt, Northwestern, Michigan and Georgia Tech are all 0-3 ATS. UMass has failed to cover their games by a combined 73 points!

SMU and Charlotte are 4-0 to the OVER while LSU, Middle Tennessee and New Mexico are all 3-0 to the OVER.

San Diego St and Tulsa are 4-0 to the UNDER while East Carolina, San Jose St, Connecticut, Texas Tech, Liberty, Old Dominion and Cincinnati are all 3-0 to the UNDER this year.

Misleading Finals

Nebraska only beat Illinois by 4 but the Huskers had 32-14 first down and 671-299 yard edges. Nebraska was -3 in TO's.

Georgia St had 27-20 first down and 423-350 yard edges but were -3 in TO's in the three OT loss to Texas St. Georgia St missed two field goals in OT.

North Carolina had 29-16 first down and 469-385 yard edges but were -2 in TO's that included a fumble return TD for Appalachian St in the 34-31 loss.

Bad Beats

Houston backers were covering every second of the game until Tulane hit a 53-yard TD pass with :03 left. The Cougars blew a 28-7 lead and also missed two FG's.

There were lots of late point spread drama between FIU and Louisiana Tech last Friday. FIU got a back-door TD with :51 left (trailed 36-31 as a 7-point dog) only to see Louisiana Tech return the onside kick for a TD. It was a 0-0 game after the first quarter and FIU actually led 24-20 in the middle of the 3Q.

Late Drama in the Cal/Ole Miss Game

Last week Ole Miss lost to Cal at home 28-20 but the Rebels nearly scored a TD in the final seconds. Ole Miss QB Plumlee had completed a third-down pass to Elijah Moore at the 1-yard line with less than 15 seconds remaining. Head coach Matt Luke believed Moore had crossed the goal line on the reception and was pleading with the game officials to stop the clock for a look at the replay. "I thought at the very least, it should have been buzzed and reviewed," Luke said. "We didn't have a timeout. We could not spike it. Our only option was to get a quarterback sneak and get the ball off." Instead, the Pac-12 officials quickly marked the ball at the 1-yard line and the Rebels beat the clock to attempt a scoring quarterback sneak by Plumlee. The unsuccessful sneak was reviewed and confirmed by officials after time expired.

Major Injuries

Arkansas St QB Logan Bonner (thumb) is questionable vs Troy.
 BYU RB Ty'Son Williams (ACL) is out for the season.
 Florida State QB James Blackman (MCL) has been downgraded to doubtful vs NC State. Alex Hornibrook will start.
 Houston QB D'Eriq King (redshirt) will sit out the rest of the season.
 Memphis RB Patrick Taylor (ankle) has been downgraded to out vs Navy.
 Ole Miss QB Matt Corral (ribs) is questionable vs Alabama.
 Purdue QB Elijah Sindelar (concussion) is questionable vs Minnesota.
 South Carolina QB Ryan Hilinski (elbow) has been upgraded to probable vs Kentucky.
 USC QB Kedon Slovis (shoulder) is questionable vs Washington.
 Utah QB Tyler Huntley (foot) is questionable vs Washington St.
 Utah RB Zack Moss (shoulder) is questionable vs Washington St.

Recapping Week One Best Bets

Our best bets had a solid week going 5-2-1 overall and now our selections lead the 2019 newsletter contest (see below). The top CFB play, a 3★ on Washington (-6) over BYU, easily cashed as the Huskies won 45-19. Our 2★ on Old Dominion (+29.5) was another easy winner as the Monarchs actually led 17-0 early and never trailed ATS wise. Southern Miss did lose as Alabama got a TD with 1:37 left. We understand that most of you probably lost with Tulsa as the line went from -3 to -5 and the Golden Hurricane only won by 3. Finally, Georgia (-14) over Notre Dame would see the line close at UGA -16, but all that money proved wrong as the Bulls nearly lost outright. The NFL was another story as all 3 of our best bets won. The Texans (our top play) won outright at the Chargers while Minnesota crushed the Raiders. Finally, on SNF the Rams held on to win and cover over the Browns. VIP customers went 6-3-1 on the star-rated picks over the weekend.

2019 Nationwide Football Newsletter Contest (Regular Season Only)

We are happy to provide you with the records, standings and plays used from the Power Sweep (3★, 4★ & Underdog), Gold Sheet (Key Releases), Power Plays (4.5★ for College 4★ for NFL), Sports Reporter (Best & Super Bets), Winning Points (Best Bets & Preferred), Playbook (3-5★'s), Pointwise (Ratings 1-4), Powers' Picks (1-4★'s) and the Sunday Night Owl Report (1-4★'s).

College Newsletter					NFL Newsletter					College/NFL Combined Newsletter							
W	L	T	%	Net	W	L	T	%	Net	W	L	T	%	Net			
Playbook	7	4	1	63.64%	3	Night Owl	3	0	0	100.00%	3	2	1	61.54%	6		
Gold Sheet	10	6	0	62.50%	4	Power Plays	3	0	0	100.00%	3	Gold Sheet	15	10	0	60.00%	5
Powers' Picks	10	7	2	58.82%	3	Sports Reporter	5	2	0	71.43%	3	Sports Reporter	12	8	0	60.00%	4
Sports Reporter	7	6	0	53.85%	1	Pointwise	6	3	0	66.67%	3	Playbook	11	9	1	55.00%	2
Winning Points	11	13	0	45.83%	-2	Powers' Picks	6	3	0	66.67%	3	Night Owl	9	8	0	52.94%	1
Night Owl	6	8	0	42.86%	-2	Winning Points	7	4	1	63.64%	3	Winning Points	18	17	1	51.43%	1
Pointwise	9	14	1	39.13%	-5	Gold Sheet	5	4	0	55.56%	1	Pointwise	15	17	1	46.88%	-2
Power Sweep	6	10	0	37.50%	-4	Power Sweep	3	3	0	50.00%	0	Power Plays	4	5	0	44.44%	-1
Power Plays	1	5	0	16.67%	-4	Playbook	4	5	0	44.44%	-1	Power Sweep	9	13	0	40.91%	-4
Combined	67	73	4	47.86%	-6	Combined	42	24	1	63.64%	18	Combined	109	97	5	52.91%	12

CFB and NFL Schedules with Vegas and Brad Powers Lines Week 4 September 19th-23rd

NFL/CFB Thursday, Sept 26th	Line	BP	All Times Eastern	Saturday, September 28th	Line	BP	All Times Eastern
101 PHILADELPHIA 8:20 p.m. FOX	46	46		167 MISSISSIPPI ST 7:00 p.m. ESPN	47	43	
102 GREEN BAY	-4	-6		168 AUBURN	-10.5	-9	
103 NAVY	55	54		169 TEXAS TECH 12:00 p.m. FOX	70.5	70	
104 MEMPHIS 8:00 p.m. ESPN	-11	-14		170 OKLAHOMA	-27	-24	
Friday, September 27th				All Times Eastern			
105 DUKE 7:00 p.m. ESPN	52	51		171 FLORIDA ATLANTIC 3:00 p.m. NFL Network	65.5	-1	
106 VIRGINIA TECH	-2.5	-3		172 CHARLOTTE	-1	61	
107 PENN ST 8:00 p.m. FOX Sports 1	-6.5	-6		173 VIRGINIA 3:30 p.m. NBC	48.5	51	
108 MARYLAND	61.5	60		174 NOTRE DAME	-12.5	-11	
109 SAN JOSE ST 8:00 p.m. CBS College	56	55		175 COASTAL CAROLINA 7:30 p.m.	60	59	
110 AIR FORCE	-18.5	-21		176 APPALACHIAN ST	-16	-15	
111 ARIZONA ST 10:00 p.m. ESPN	40.5	43		177 CINCINNATI 5:00 p.m.	-3.5	-4	
112 CALIFORNIA	-4.5	-3		178 MARSHALL	47	50	
Saturday, September 28th				All Times Eastern			
113 NORTHWESTERN 12:00 p.m. ABC	46	47		179 EAST CAROLINA 6:00 p.m.	47	49	
114 WISCONSIN	-24.5	-21		180 OLD DOMINION	-3	-3	
115 WAKE FOREST 3:30 p.m. ACC Network	-6.5	-3		181 NEW MEXICO 6:00 p.m.	71.5	71	
116 BOSTON COLLEGE	71	65		182 LIBERTY	-7.5	-11	
117 CONNECTICUT 7:00 p.m. Big Ten	64	62		183 ARKANSAS ST 6:00 p.m.	61	60	
118 CENTRAL FLORIDA	-43	-42		184 TROY	-6.5	-6	
119 CENTRAL MICHIGAN 12:00 p.m. CBS College	59.5	58		185 SOUTH ALABAMA 7:00 p.m.	57	56	
120 WESTERN MICHIGAN	-17.5	-16		186 UL-MONROE	-16	-14	
121 SMU 4:00 p.m. ESPNU	-7.5	-9		187 UTEP 7:00 p.m.	49	54	
122 SOUTH FLORIDA	63	61		188 SOUTHERN MISS	-26.5	-26	
123 BUFFALO 12:00 p.m. ESPNU	-2	53		189 LOUISIANA TECH 7:00 p.m.	-9	-9	
124 MIAMI, OH	47	-1		190 RICE	48.5	51	
125 GEORGIA TECH 3:30 p.m. CBS Coll	49	48		191 UAB 7:00 p.m.	-3	-3	
126 TEMPLE	-9	-8		192 WKU	48	49	
127 NC STATE 7:30 p.m. ACC Network	61.5	60		193 COLORADO ST 7:30 p.m. CBS College	72	66	
128 FLORIDA ST	-7	-6		194 UTAH ST	-24	-24	
129 IOWA ST 3:30 p.m. ESPN	-3	-1		195 OHIO ST 7:30 p.m. ABC	-17.5	-14	
130 BAYLOR	55	55		196 NEBRASKA	67	68	
131 BYU 12:00 p.m.	-2.5	-1		197 HOUSTON 8:00 p.m.	58.5	61	
132 TOLEDO	60.5	61		198 NORTH TEXAS	-7	-7	
133 AKRON 3:30 p.m.	-7	-4		199 ARKANSAS 12:00 p.m. ESPN	57.5	59	
134 MASSACHUSETTS	63	58		200 TEXAS A&M	-23	-21	
135 RUTGERS 12:00 p.m. Big Ten	48	48		201 USC 3:30 p.m. FOX	59.5	54	
136 MICHIGAN	-27.5	-28		202 WASHINGTON	-10.5	-14	
137 MINNESOTA 12:00 p.m. ESPN2	55.5	57		203 UCLA 10:30 p.m. ESPN	72	71	
138 PURDUE	PK	-3		204 ARIZONA	-6.5	-11	
139 UL-LAFAYETTE 6:00 p.m.	-3.5	-2		NFL Wk 4 Sunday, Sept 29th			
140 GEORGIA SOUTHERN	55	58		251 CAROLINA 1:00 p.m. FOX	47	46	
141 MIDDLE TENNESSEE 12:00 p.m. ESPN	53	52		252 HOUSTON	-4.5	-6	
142 IOWA	-23.5	-24		253 CLEVELAND 1:00 p.m. CBS	45.5	48	
143 UNLV 8:00 p.m. ESPNU	48.5	47		254 BALTIMORE	-7	-6	
144 WYOMING	-9.5	-7		255 WASHINGTON 1:00 p.m. FOX	49	48	
145 WASHINGTON ST 10:00 p.m. FOX Sports 1	55.5	58		256 N.Y. GIANTS	-3	-4	
146 UTAH	-5	-4		257 L.A. CHARGERS 1:00 p.m. CBS	-16	-14	
147 FRESNO ST 8:00 p.m.	-17.5	-18		258 MIAMI	44	42	
148 NEW MEXICO ST	63.5	58		259 OAKLAND 1:00 p.m. CBS	45	44	
149 HAWAII 10:30 p.m. ESPN2	65	62		260 INDIANAPOLIS	-7	-8	
150 NEVADA	-2.5	-8		261 KANSAS CITY 1:00 p.m. FOX	-6.5	-3	
151 STANFORD 7:00 p.m. Pac-12	-4.5	-4		262 DETROIT	54	53	
152 OREGON ST	57.5	58		263 NEW ENGLAND 1:00 p.m. CBS	-7	-10	
153 INDIANA 3:30 p.m. Big Ten	44	46		264 BUFFALO	42.5	42	
154 MICHIGAN ST	-14	-14		265 TENNESSEE 1:00 p.m. CBS	45.5	45	
155 CLEMSON 3:30 p.m. ABC	-26.5	-24		266 ATLANTA	-4	-5	
156 NORTH CAROLINA	60	58		267 TAMPA BAY 4:05 p.m. FOX	49.5	49	
157 KENTUCKY 7:30 p.m. SEC Network	50	51		268 L.A. RAMS	-10	-9	
158 SOUTH CAROLINA	-3	-3		269 SEATTLE 4:05 p.m. FOX	-5	-8	
159 OLE MISS 3:30 p.m. CBS	61	60		270 ARIZONA 4:25 p.m. CBS	48	48	
160 ALABAMA	-38	-36		271 MINNESOTA	38	39	
161 NORTHERN ILLINOIS 12:00 p.m. SEC Network	51.5	55		272 CHICAGO	-2.5	-1	
162 VANDERBILT	-6.5	-7		273 JACKSONVILLE 4:25 p.m. CBS	39	40	
163 KANSAS 12:00 p.m. FOX Sports 1	49	52		274 DENVER	-3	-2	
164 TCU	-16	-18		275 DALLAS 8:20 p.m. NBC	-2.5	47	
165 KANSAS ST 7:00 p.m.	60.5	59		276 NEW ORLEANS	47	-1	
166 OKLAHOMA ST	-4	-3		NFL Wk 4 Monday, Sept 30th			
				277 CINCINNATI 8:15 p.m. ESPN	43.5	44	
				278 PITTSBURGH	-4	-4	

4★ = BEST 3★ = BETTER 2★ = GOOD 1★ = FAIR	THE POWERS' PACK 3★ NEVADA (-2.5) over Hawaii 3★ ARIZONA (-6.5) over UCLA 2★ BOSTON COLLEGE (+6.5) over Wake Forest 2★ LIBERTY (-7.5) over New Mexico 2★ NEBRASKA (+17.5) over Ohio St
--	---

Games in Rotation Order **HOME TEAM IN CAPS**
Thursday, September 26th

MEMPHIS 34 Navy 20. Both teams come in off a bye. Navy has had their way with Memphis as of late as they have gone 3-1 SU/4-0 ATS vs Memphis including a 22-21 win last year. Since 2003, Navy is 32-12-1 ATS (73%) as a road underdog. Our power ratings are very strong on Memphis here but we're not 100% confident we have a strong feel for Navy this year as the Middies have only played two games and one of them was vs a FCS school. Only a lean on the Tigers.

Friday, September 27th
VIRGINIA TECH 27 Duke 24. Both teams come in off byes. The Hokies have been extremely disappointing so far this season at 0-3 ATS (we've downgraded them 7 points already in our power ratings). After losing to BC in the opener they've struggled as big favorites vs Old Dominion and Furman. Meanwhile, Duke has actually impressed this year especially QB Quentin Harris who was 24 of 27 for 237 yards and 4 TD's while also adding 107 yards rushing in the blowout win over Middle Tennessee. We think this one goes down to the wire.

Penn State 33 MARYLAND 27. Both teams come in off byes. Penn St escaped vs Pitt in a 7-point win. It was the 2nd straight game, Penn St won despite being out-gained. Meanwhile Maryland was upset at Temple. The Terps were stopped on downs on two different possessions inside the Temple 10-yard line with under 5:00 minutes left. "I'm disappointed in our ability to run the ball inside the goal line area," Maryland coach Michael Locksley said. "Any team that I coach, we're going to be a team that has to have the ability to punch it in." Penn St has dominated Maryland each of the last 3 years (all wins by 24 points or more) but we think this is much more competitive.

AIR FORCE 38 San Jose St 17. San Jose St comes in off one of the biggest wins in school history as the Spartans beat SEC Arkansas outright as 3-TD dogs. Coming into last Saturday, the last time San Jose State beat a power 5 opponent was in 2006 when the Spartans beat Stanford -- a team that finished 1-11 -- by a single point. San Jose St only had 27-26 first down and 503-487 yard edges as they were +4 in TO's. San Jose St QB Josh Love was 32 of 49 for 402 yards and 2 TD's. Meanwhile, Air Force comes in with one extra day prep after losing at Boise last Friday. The stats were even as both teams had 355 yards and Air Force actually led 13-10 late 3Q. We like the spot here for the Falcons to get a comfortable win.

CALIFORNIA 23 Arizona State 20. Both teams have a propensity to play close games as 7 of Cal's last 10 games have been decided by 1 possession while 11 of Arizona St's last 15 games have been decided by 7 points or less. Last week it was more of the same for both. Arizona St fell by 3 at home to Colorado as a TD-plus favorite. Arizona St QB Jayden Daniels was 24 of 39 for 345 yards and 2 TD's. Meanwhile, Cal escaped Ole Miss thanks to a stop at the 1-yard line on the final play. Ole Miss had a 525-433 yard edge including 177-60 on the ground. Cal QB Chase Garbers was 23 of 35 for 357 yards and 4 TD's. The underdog is on a combined 17-2-1 ATS run in the two team's last 10 games including a perfect 8-0 this year.

Saturday, September 28th
WISCONSIN 34 Northwestern 13. Northwestern has covered 4 of the last 5 meetings including last year in a 31-17 win (+3.5). Last week the Wildcats did lose 31-10 to Michigan St as MSU had a 337-265 yard edge but were also +2 in TO's. Meanwhile, Wisconsin dominated Michigan leading 35-0 in the 3Q and the Badgers had a 359-40 rushing yard edge. The Badgers were +4 in TO's. Wisconsin RB Jonathan Taylor ran for 203 yards and 2 TD's despite missing the 2Q with cramps. Northwestern is remarkably 10-8 straight up the last 10 years as a double-digit underdog (13-5 ATS, +10 ppg!) Wisconsin is 3-0 ATS this year with a combined cover of 81.5 points but this spread is way too high. Also note that the Badgers will be down a couple of starters in the secondary to start the game (targeting from Michigan game).

2★ (BC plus the points) Wake Forest 34 BOSTON COLLEGE 31. Last week the Demon Deacons dominated FCS Elon with 32-11 first down and 607-183 yard edges. Wake Forest QB Jamie Newman was 27 of 35 for 351 yards and 5 TD's. Meanwhile, Boston College beat Rutgers 30-16. BC had 27-14 first down and 272-76 rush yard edges but were also +2 in TO's. BC RB AJ Dillon ran for 150 yards and 2 TD's. This is the first time Wake Forest has been this large of a road favorite in ACC play since 2007. We feel the market is still over-reacting to BC's shocking loss to Kansas a couple of weeks ago and our power ratings like the home dog here.

UCF 52 Connecticut 10. The Knights should be plenty motivated here coming off their first regular-season loss in nearly 3 seasons. It was a back and forth game as Pitt led 21-0 in the second quarter only to see UCF score the game's next 31 points. UCF true frosh QB Dillon Gabriel passed for 338 yards and two touchdowns but also threw his first two interceptions of the season. Meanwhile, UConn was crushed at Indiana 38-3. The Hoosiers had 25-9 first down and 430-145 yard edges including 178-51 on the ground. This will get ugly.

WESTERN MICHIGAN 37 Central Michigan 21. Last week, WMU took a lot of money in the market place vs Syracuse. While they ended up losing by 19, the box score was close as first downs were even at 25. WMU had a 557-545 yard edge but were -2 in TO's. WMU QB Jon Wassink was 23 of 46 for 356 yards and 2 TD's. RB LeVante Bellamy ran for 165 yards and 2 TD's. Meanwhile, CMU nearly pulled off a shocker as a 4-TD plus dog only losing by 5 at Miami, FL. The Hurricanes really struggled as they only had a 301-248 yard edge and were +2 in TO's. This is the first time either team has been laying double-digits in the rivalry since 2001. We lean with the dog who is much improved this season.

Smu 35 USF 26. The Ponies come in red-hot at 4-0 for the first time since 1984. Last week, they upset rival TCU 41-38. SMU QB Shane Buechele was 23-of-34 passing for 288 yards with two touchdowns and ran for another score as SMU ended a seven-game losing streak in the 99th meeting between the schools. Meanwhile, USF comes in off a bye. Prior to it, USF had a misleading 55-16 final vs FCS South Carolina St. USF only had a 459-378 yard edge but were incredibly +8 in TO's! Even though it may be a flat spot here, we lean with the favorite.

MIAMI, OH 27 Buffalo 26. Two teams coming off disparate results last week. Buffalo got an outright upset over Temple as a 2-TD dog. Temple had a 289-279 total yard edge but Buffalo controlled the line of scrimmage with a 217-31 rushing yard edge. The Owls had 4 TO's that led to 28 Buffalo points including a 46-yard interception return TD. The Bulls got those 28 points on just 49 yards of total offense. Meanwhile, Miami, Oh actually led Ohio St 5-0 before the Buckeyes scored the game's final 76 points. A lot of money has come in on Buffalo here so far this week. However, at the current number we'd lean with the home team.

TEMPLE 28 Georgia Tech 20. Tough handicap here. On one hand, former Temple coach Geoff Collins (now at Georgia Tech) will know the Temple players strengths and weaknesses. However, Temple players could be plenty motivated to play against their former coach that left them. Last week Temple was outright upset as a 2-TD favorite. Temple had a 289-279 total yard edge but Buffalo controlled the line of scrimmage with a 217-31 rushing yard edge. The Owls had 4 TO's that led to 28 Buffalo points including a 46-yard interception return TD. The Bulls got those 28 points on just 49 yards of total offense. Georgia Tech does come in off a bye after the shocking loss to FCS The Citadel. That has us leaning with them here.

FLORIDA STATE 33 NC State 27. NC State is on a 13-3-1 ATS run vs Florida St since 2001. The Wolf Pack beat Ball State last week but the Cardinals actually had a 417-389 yard edge and were +2 in TO's. NC State did win the line of scrimmage with a 204-84 yard edge. Meanwhile, FSU had 26-18 first down and 522-410 yard edges but were also +2 in TO's in their 35-24 win over Louisville. FSU, for the fourth time this season, jumped out to a double-digit lead early leading 21-0 after the first quarter. FSU kicker Ricky Aguayo missed field-goal attempts from 51, 47 and 41 for the Seminoles that could have put the game out of reach. FSU QB Alex Hornibrook came off the bench and was 15 of 20 for 255 yards and 2 TD's. He will start here as James Blackman is out. We're passing.

Iowa St 28 BAYLOR 27. This is the first road game for Iowa St while Baylor has yet to leave the state of Texas. Last week Iowa St crushed ULM 72-20. Iowa State finished with a school-best 714 yards and scored its most points since beating Cornell 81-0 in 1906 -- the same year the forward pass became legal. Iowa St QB Brock Purdy threw for 435 yards and 3 TD's and added 75 yards and 3 TD's. Meanwhile, Baylor struggled at Rice as a near 4-TD favorite (won 21-13). Baylor had a 427-242 yard edge and led 21-3 at halftime but then got shut-out in the second half. Baylor QB Charlie Brewer was 20 of 27 for 303 yards and a TD. "I believe this with all my heart -- we needed that game," Baylor coach Matt Rhule said. "We needed that experience." On Sunday morning, we took Iowa St +3.5 but at the current line, we'd actually lean with Baylor.

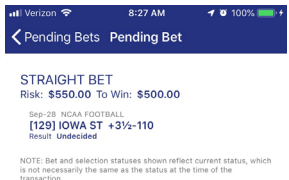
Byu 31 TOLEDO 30. The question here is can BYU stay motivated after playing 4 straight big name Power 5 programs? Last week we easily cashed on these pages fading them in their 45-19 loss vs Washington. Washington had 27-21 first down and 477-356 yard edges including 187-79 on the ground. BYU RB Ty'Son Williams did not play in the second half after suffering a knee injury (out for the season). Meanwhile, Toledo beat Colorado St 41-35. Colorado St had 36-20 first down and 694-547 yard edges including 405-111 through the air. However, Toledo had a 436-289 rushing yard edge. Toledo RB Bryant Koback ran for 228 yards and 3 TD's. BYU has gone 9-1 ATS on the road in their last 10 trips but this is an early start time in a unique travel spot.

Akron 31 MASSACHUSETTS 27. How bad is Massachusetts? So bad, that our 2nd-lowest team in our power ratings is laying a TD to them on the road. Last week Akron was crushed at home to Troy 35-7. Troy dominated with 32-10 first down and 485-242 yard edges including 270-39 on the ground. Meanwhile, UMass lost to Coastal Carolina 62-28. Coastal Carolina had 35-20 first down and 636-329 yard edges including 334-109 on the ground. Right now, UMass is the lowest rated FBS team we've ever power-rated but we can't back Akron here.

MICHIGAN 38 Rutgers 10. After last week's crushing 35-14 loss at Wisconsin, Michigan has failed to cover their last 7 games dating back to last season. Wisconsin dominated leading 35-0 in the 3Q and the Badgers had a 359-40 rushing yard edge. The Badgers were +4 in TO's as the Wolverines' TO issues continue. Michigan QB's were a combined 17 of 42 for 259 yards (2-2 ratio). Shea Patterson was benched but Dylan McCaffrey was KO'd on a vicious hit (concussion) in the 3Q. "We were out-played, out-prepared, out-coached, the whole thing both offensively and defensively," Harbaugh said. "It was thorough." On the other side, Rutgers lost at home to Boston College 30-16. BC had 27-14 first down and 272-76 rush yard edges but were also +2 in TO's. We don't see much value here. Pass.

PURDUE 30 Minnesota 27. Both teams come in off a bye. The Gophers have been extremely fortunate this year getting 3 close wins over two Group of 5 and a FCS school. Meanwhile, Purdue was crushed at home to TCU. Purdue QB Jack Plummer was 13 of 29 for 181 yards and a 1-2 ratio filling in for the injured. Elijah Sindelar. "They took us to the woodshed," Purdue coach Jeff Brohm said. "It should hurt us and see what we're made of. It doesn't matter who we are missing or not, we have to play better." Sindelar's status will be determined later this week. If he is a go, we are a go on Purdue.

UL-Lafayette 30 GEORGIA SOUTHERN 28. ULL is a perfect 4-0 ATS this season (+63 combined ATS points) and we've upgraded them more than any other team in our power ratings. Last week, they won at Ohio 45-25 as FG underdogs. ULL had a 489-380 yard edge including 285-103 on the ground but were notably +4 in TO's. Meanwhile, Georgia Southern comes in off a bye. Obviously, word is getting out on how impressive ULL is. We're passing.



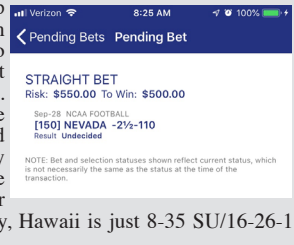
IOWA 38 Middle Tennessee 14. Both teams come in off of byes. Iowa is 3-0 after beating rival Iowa St two weeks ago. Meanwhile, Middle Tennessee was over-valued in the market place catching less than a TD at home to Duke. The result...a 41-18 loss. The Hawkeyes do have bigger fish to fry on deck (at Michigan, Penn St). We don't see much value.

WYOMING 27 UNLV 20. UNLV comes in off a bye. The Rebels, a 1-2, really need a win here as head coach Tony Sanchez is on the hot seat. On the other side, we faded Wyoming on these pages last week. We gave out Tulsa -3 but the line did climb throughout the week. Tulsa dominated more than the final indicated with 27-16 first down and 437-357 yard edges. The Golden Hurricane led 17-7 entering the 4Q but Wyoming actually fumbled the ball at the Tulsa 3-yard line in the final minute or the Pokes could've won outright. Despite their 3-1 record, Wyoming has now been out-gained in all 4 games this season. We lean with the dog.

UTAH 31 Washington St 27. Both teams come in off crushing losses last week. Utah had 27-16 first down and 457-381 yard edges including 247-13 on the ground but lost 30-23 at USC. Utah struggled after star running back Zack Moss left in the first half with an apparent shoulder injury (? here). Utah still has never won at the 96-year-old Coliseum. On the other side, Washington St led UCLA 49-17 late in the 3Q and somehow lost 67-63 in the highest-scoring game in Pac-12 history. Most important factor in the game was UCLA being +5 in TO's as the Bruins scored a couple of long special teams TD's. Washington St QB Anthony Gordon was 41 of 61 for 570 yards and a Pac-12 record 9 TD's! "Our guys got frantic and panicked," Leach said. "We collapsed in every phase of the game." Utah QB Tyler Huntley is also a little banged up (? here). We're passing for now.

Fresno St 38 NEW MEXICO ST 20. Fresno comes in off a 14-point win over FCS Sacramento St. Fresno had 30-14 first down and 471-245 yard edges including 145-12 on the ground. Fresno missed 3 FG's in the game and it was tied at 20-20 in the 4Q. Meanwhile, New Mexico St lost a thriller to rival New Mexico 55-52. New Mexico had a 598-489 yard edge including 243-154 on the ground. New Mexico St actually took a 38-34 in the 3Q before New Mexico score 3 straight TD's to take a 55-38 lead. New Mexico St QB Josh Adkins was 30 of 47 for 335 yards and 3 TD's. Fresno St is 12-2-1 ATS on the road since 2017 but we don't see too much value.

3★ NEVADA 35 Hawaii 27. First major cold front of the season hits the West this weekend. Right now, game time temps could dip into the 40's here. When you go from the beach and upper 80 degree temperatures all week to temps nearly 40 degrees cooler and on top of that 4,610 feet in elevation, it will play a factor here. Nevada is 6-1 SU/ATS vs Hawaii with an average cover of 10 ppg. The last 5 times they've hosted the Rainbows Warriors, they won all of them by 10 points or more. Nevada has been good at home under head coach Jay Norvell at 9-3 SU/ATS their last 12 with an average cover of 10 ppg. Finally, Hawaii is just 8-35 SU/16-26-1 ATS (-2.8 ATS ppg) on the road since 2012.



Verizon 8:25 AM 100%
Pending Bets Pending Bet
STRAIGHT BET
Risk: \$550.00 To Win: \$500.00
Sep-28 NCAA FOOTBALL
[160] NEVADA -2½/-110
Result Undecided
NOTE: Bet and selection statuses shown reflect current status, which is not necessarily the same as the status at the time of the transaction.

Stanford 31 OREGON ST 27. Oregon St comes in fresh off a bye while Stanford is reeling. Last week the Cardinal only managed 6 points in a loss to Oregon as the Ducks had 17-13 first down and 320-234 yard edges. Stanford QB Costello completed 16 of 30 passes for 120 yards with an interception, while playing with a banged-up thumb. Stanford has lost three games in a row for the first time since 2008. "I'm not going to hit the panic button," coach David Shaw said. "I don't have a panic button. There's no panic button. There is focusing on what we need to focus on, make sure we have guys in position to do their jobs, make sure we have the right guys in there to do those jobs." Pass.

MICHIGAN ST 30 Indiana 16. Last week, Michigan St got a nice bounce-back win beating Northwestern 31-10. MSU had a 337-265 yard edge but were also +2 in TO's. Meanwhile, Indiana had 25-9 first down and 430-145 yard including 178-51 on the ground in their blowout win over Connecticut. Indiana QB Peyton Ramsey was 23 of 27 for 247 yards and 3 TD's for the Hoosiers. IU LT Coy Cronk was carted off the field less than six minutes into the game with what appeared to be a serious right ankle injury. The senior and team captain started all 40 games since arriving on campus and is now out for the season. Can you really trust this Michigan St offense lay 2 TD's? We can't.

Clemson 41 NORTH CAROLINA 17. Clemson comes in off a blowout win over Charlotte. Clemson had a 27-11 first down and 466-216 yard edge. A school-record 111 players got onto the field in the blowout win. Swinney played five quarterbacks and nine running backs had carries. On the other side, North Carolina games have taken on a similar script this year. The Tar Heels fall behind early and then rally late. Last week, North Carolina lost at home to App St 34-31 but NC had 29-16 first down and 469-385 yard edges but were -2 in TO's that included a fumble return TD for App St. NC QB Sam Howell was 27 of 41 for 323 yards and 3 TD's but also threw 2 INT's. There hasn't been too much value in Clemson games this year as the 4 games have fallen a combined 12 points off the spread (Clemson +7 ATS points). However, we lean with North Carolina here.

SOUTH CAROLINA 27 Kentucky 24. Kentucky has won 5 straight in the series and covered 6 straight. Last week the Wildcats lost at Mississippi St. Miss St only had 22-21 first down and 421-386 yard edges but did win the line of scrimmage with a 241-154 rushing yard edge. Kentucky QB Sawyer Smith was only 15 of 41 for 232 yards and a 0-1 ratio (ended up being a "Pick 6" on opening series). On the other side, South Carolina lost by 3 TD's at Missouri. Missouri had 26-11 first down and 421-271 yard edges including 194-16 on the ground. However, the Tigers scored two defensive TD's including a 100-yard interception return TD (14-point swing). After throwing for 606 yards in his first two starts against Charleston Southern and Alabama, true freshman Hiliński took his lumps against Missouri. He had some soreness in his elbow this week, Muschamp said. "We didn't throw him on Wednesday. We'll go back and evaluate, but certainly we would not have played him if he was hurt". We don't see much value here.

Follow Brad on Twitter: @BradPowers7

ALABAMA 48 Ole Miss 12. Last week Alabama head coach Nick Saban went for it on 4th down late and then instead of taking a knee punched in the front-door covering TD with 1:37 left to get a 49-7 win over Southern Miss (much to our dismay on these pages). Alabama had 24-15 first down and 514-226 yard edges. QB Tua Tagovailoa was 17 of 21 for 293 yards and a 5-0 TD-to-INT ratio. Tua now has a 17-0 ratio on the season. On the other side, Ole Miss lost at home to Cal in controversial fashion (see page 1). Ole Miss had a 525-433 yard edge including 177-60 on the ground but Ole Miss did miss two key FG's. The Rebels got 177 yards on their final two possessions including getting stopped at the 1-yard line on the final play of the game. The Crimson Tide have crushed the Rebels each of the last two years by a combined 128-10. More of the same here.

VANDERBILT 31 Northern Illinois 24. At 0-3 Vanderbilt really needs a win here as head coach Derek Mason is starting to feel some heat. Last week, LSU had 26-17 first down and 599-374 yard edges in a 66-38 win over them. The Tigers needed 2 minutes, 11 seconds, or less on each of their first seven scoring drives. Meanwhile, Northern Illinois comes in fresh off a bye after getting crushed by Nebraska. Mason has done a good job vs Group of 5 schools going 6-0 SU/ATS.

TCU 35 Kansas 17. TCU playing with revenge after an upset loss to Kansas last year as a 2-TD favorite. Speaking of upset losses, the Horned Frogs are coming in off of one...this time to SMU. TCU had 23-16 first down and 424-406 yard edges including 236-118 on the ground but were -2 in TO's. TCU QB Max Duggan was only 16 of 36 for TCU but did throw 3 TD's. "It's a simple thing. We got outplayed. We got outcoached," Patterson said. Meanwhile, Kansas had a 417-394 yard edge but were -2 in TO's in their 5-point loss to West Virginia. Kansas QB Carter Stanley was 19 of 25 for 275 yards and 3 TD's. We lean with the home team.

OKLAHOMA ST 31 Kansas St 28. Kansas St comes in off a bye. The Wildcats upset Mississippi State in their last game and are 3-0 ATS under new head coach Chris Kleiman exceeding the spread by a combined 54.5 points! Meanwhile, Oklahoma St is also perfect ATS this year but at 4-0, they've only exceeded expectations by a combined 8.5-points. Last week's 6-point loss at Texas saw the box score even as both teams had 26 first downs and Texas only had a 498-494 yard edge. One of the key plays of the game was Oklahoma St getting stopped on 4&1 from the Texas 3-yard line late in the 3Q. Oklahoma St QB Spencer Sanders was 19 of 32 for 268 yards and had an 0-2 ratio but also rushed for 109 yards and a TD. Kansas St has covered 7 of the last 8 meetings and are 17-5-1 ATS vs the Pokes since 1988. We lean with the dog.

AUBURN 26 Mississippi St 17. The Bulldogs come in off a 28-13 win over Kentucky. Miss St only had 22-21 first down and 421-386 yard edges but did win the line of scrimmage with a 241-154 rushing yard edge. Miss St got a 52-yard interception return TD on the opening series. Miss St QB Garrett Shrader in his first start was 17 of 22 for 180 yards and also added 125 rushing yards. On the other side, Auburn pulled off an upset at Texas A&M winning 28-20. A&M had 23-16 first down and 391-299 yard edges but Auburn owned the line of scrimmage with a 193-56 yard edge. "Our team's growing up," Malzahn said. "We're still not there ... but they're getting more confidence." Auburn is a little over-priced in the market place at 4-0 ATS but are only a combined +18 ATS points even after last week's upset. Lean on the dog.

OKLAHOMA 47 Texas Tech 23. Both teams come in off a bye. Texas Tech fell at Arizona in their last game and also lost QB Alan Bowman in the process. Arizona ran the ball 13 straight times during a 99-yard TD drive in the fourth quarter. "They imposed their will on us," Red Raiders coach Matt Wells said. "That's tough to take." Meanwhile, Oklahoma crushed UCLA as the Sooners are off to a 3-0 start. OU QB Jalen Hurts showed again why he is the Heisman favorite (along with Tua) as he was 15 of 20 for 289 yards and 3 TD's while also adding 150 rushing yards. We think there's been an overreaction to the QB injury here as both Texas Tech backups junior Jeff Duffey (1,637 total yards last year) and Rice graduate transfer Jackson Tyner are experienced. We like the Red Raiders.

Florida Atlantic 31 CHARLOTTE 30. The market seems to like this Charlotte team. Last week, they were predictable thumped by Clemson 52-10. Meanwhile, FAU disposed of FCS Wagner 42-7. FAU had 27-14 first down and 507-212 yard edges including 120(-6) on the ground. FAU QB Chris Robison was 25 of 36 for 379 yards and 5 TD's. We like the road dog here.

NOTRE DAME 31 Virginia 20. We had star-rated picks involving both of these teams last week on these pages. First, Virginia was predictably flat vs Old Dominion. ODU had a 270-244 yard edge and led 17-0 early in the 2Q but the Cavs scored the game's final 28 points (we won with ODU +29.5). Meanwhile, Notre Dame surprised many including us with their close loss at Georgia. UGA only had a 339-321 yard edge but did out-rush ND 152-46. ND QB Ian Book was 29 of 47 for 275 yards with 2 TD's and 2 INT's. ND TE Cole Kmet, back from injury, played like an All-American with 9 receptions for 108 yards and a TD. This is a good spot here for Virginia catching Notre Dame off that physical game. Here's what Brian Kelly said after the game, "You could hear it out there. The physicality was real. Probably one of the most physical games that I've coached in."

APPALACHIAN ST 37 Coastal Carolina 22. This is certainly a flat spot for an Appalachian St team off arguably their biggest win since the famed upset of Michigan. Last week, they beat North Carolina 34-31 (+2.5) but North Carolina had 29-16 first down and 469-385 yard edges but were -2 in TO's that included a fumble return TD for App St. On the other side, Coastal Carolina had 35-20 first down and 636-329 yard edges including 334-109 on the ground in their blowout win over UMass. We thought the number would come a little higher here.

Cincinnati 27 MARSHALL 23. Both teams come in off byes in what should be one of the better group of 5 match-ups. The Bearcats beat rival Miami, Oh prior to the bye while Marshall did the same with rival Ohio. While Marshall did impress us in the close loss at Boise St, we trust the Bearcats more in this spot.

OLD DOMINION 26 East Carolina 23. Last week we won on these pages with ODU. The Monarchs had a 270-244 yard edge and led 17-0 early in the 2Q before allowing the game's final 28 points. On the other side, ECU beat William & Mary 19-7 (were favored by only 14). ECU had 25-16 first down and 480-260 yard edges including 270-122 on the ground but they had to settle for 3 short FG's. We don't see too much value here. Pass.

2★ LIBERTY 41 New Mexico 30. We like Liberty here catching New Mexico flying across the country for the 2nd time in 3 weeks and coming off an emotional win over their arch rival. New Mexico had a 598-489 yard edge including 243-154 on the ground in the 55-52 win. New Mexico St actually took a 38-34 in the 3Q before New Mexico score 3 straight TD's to take a 55-38 lead. Head coach Bob Davie could be back for this game (sat out last couple of games with a health condition). Meanwhile, Liberty thumped Hampton 62-27 as Liberty had a 575-405 yard edge including 256-113 on the ground. The Flames led 41-12 at halftime. Now that head coach Hugh Freeze isn't coaching from a hospital bed, the Liberty offense has taken off.

TROY 33 Arkansas St 27. Last week Arkansas St was out-gained 526-474 and were out-rushed 229-117 in a 41-28 win over Southern Illinois. The Red Wolves were +2 in TO's (+14 in points off TO's). Arkansas St QB Logan Bonner was 17 of 31 for 320 yards and 4 TD's. Meanwhile, Troy dominated Akron with 32-10 first down and 485-242 yard edges including 270-39 on the ground. We thought we would be taking a look at the dog here but that won't be the case with late injury concerns around QB Logan Bonner who is now questionable.

UL-MONROE 35 South Alabama 21. This line seems a little inflated. Keep in mind, South Alabama was only a 11-point dog at UAB last week (Jags lost 35-3) and now they're getting 16-points to what we feel is an inferior team (compared to UAB) in ULM who just got trucked by 52 at Iowa St. Lean on the dog.

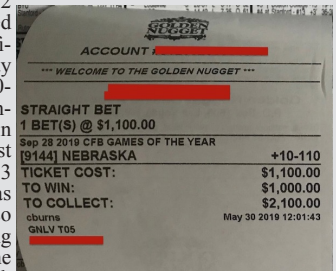
SOUTHERN MISS 40 Utep 14. Last week we lost on these pages with Southern Miss in their 49-7 loss to Alabama. We did find it interesting that Saban, instead of taking a knee, went for the TD at the end of the game as the Crimson Tide got the front-door cover with 1:37 left. On the other side, UTEP fell at home to Nevada 37-21. Nevada had a 403-278 yard edge but the game was tied 21-21 late in the 3Q. We don't see much value here. Pass.

LOUISIANA TECH 30 Rice 21. There was a lot of late point spread drama in the FIU/Louisiana Tech game. FIU got a back-door TD with :51 left (trailed 36-31 as a 7-point dog) only to see LT return the onside kick for a TD. LT had a 565-526 yard edge including 275-132 on the ground. It was a 0-0 game after the first quarter and FIU actually led 24-20 in the middle of the 3Q. LT kicker Bailey Hale tied a program record with five field goals. On the other side, Rice only lost by 8 at home to Baylor as a near 4-TD underdog. Baylor had a 427-242 yard edge and led 21-3 at halftime but then got shut-out in the second half. Rice QB Wiley Green returned from injury. The early money has been on Rice in this game but we don't see much value.

Uab 26 WESTERN KENTUCKY 23. UAB is off to a 3-0 start. Last week, UAB dominated South Alabama just like the 35-3 final would indicate with 26-13 first down and 514-190 yard edges including 201-107 on the ground. UAB led 28-3 at halftime and put it on cruise control in second half. UAB QB Tyler Johnson was 22 of 27 for 313 yards and 3 TD's. Meanwhile, WKU is coming off a bye. The early money has come in on UAB here.

UTAH ST 45 Colorado St 21. Utah St has been very impressive so far this season. Last week the Aggies won at San Diego St as the Aggies led 23-3 entering the 4Q before the Aztecs got a couple of TD's. Meanwhile, Colorado St had 36-20 first down and 694-547 yard edges including 405-111 through the air. However, Toledo had a 436-289 rushing yard edge in the 41-35 win for the Rockets. Colorado St RB Marvin Kinsey ran for 246 and 2 TD's but he will likely miss here and the Rams are already down to a 2nd string QB.

2★ (Nebraska plus the points) OHIO ST 41 Nebraska 27. The Buckeyes have been red-hot so far this season. After their non-cover vs FAU in the opener, they've gone 3-0 ATS with a combined cover of 72 points! Last week, Ohio St actually trailed Miami, Oh 5-0 before scoring the game's final 76 points (but now you're starting to pay a premium on them). The Buckeyes had 30-10 first down and 601-130 yard edges. Meanwhile, Nebraska had a misleading close win vs Illinois last week. Nebraska had 32-14 first down and 671-299 yard edges but were -3 in TO's. Nebraska QB Adrian Martinez was 22 of 34 for 327 yards and 3 TD's while also adding 118 rushing yards. Nebraska did hang with Ohio State last season and this is the biggest home game in Lincoln in years with



ESPN College GameDay on hand. We're always posting some of our great tickets where we beat the line by several points. Here's a game where we took the bad of the number this summer.

NORTH TEXAS 34 Houston 27. Obviously, the big story here is that Houston QB D'Eriq King has decided to redshirt for the rest of the season. King is one of the most valuable players in college football as he is worth more than a TD to the line and we've actually seen this line move 9.5-points since the early opener. Last week Houston backers were covering every second of the game until Tulane hit a 53-yard TD pass with :03 left. The Cougars blew a 28-7 lead and also missed two FG's. Meanwhile, North Texas crushed UTSA 45-3 as North Texas had 25-18 first down and 501-295 yard edges including 290-167 on the ground. We're passing at the current number but do lean with OVER.

† Texas A&M 40 Arkansas 19. @Arlington, TX. Both teams come in off losses last week. Arkansas was -4 in TO's in a shocking loss to San Jose St as a 3-TD favorite. "This performance is completely unacceptable," Arkansas head coach Chad Morris said. "You get what you deserve in life. We didn't deserve to win this football game." Meanwhile, A&M had 23-16 first down and 391-299 yard edges but Auburn owned the line of scrimmage with a 193-56 yard edge as the Aggies lost 28-20. Texas A&M has won 7 straight here but we don't want to lay the lumber.

WASHINGTON 34 USC 20. We think there is a clear over-reaction to USC's upset win over Utah last week. Utah had 27-16 first down and 457-381 yard edges including 247-13 on the ground. USC QB Kedon Slovis was injured on the first series of the game and 3rd string QB Matt Fink came on to throw for 351 yards and 3 TD's. Meanwhile, we easily cashed on these pages with our top play of the week on Washington in their blowout win at BYU. Keep in mind, that was the same BYU team that beat USC the week prior. Washington had 27-21 first down and 477-356 yard edges including 187-79 on the ground. There might not be a bigger coaching mis-match than Petersen vs Helton and remember Helton is just 3-11 ATS as a dog.

3★ ARIZONA 41 UCLA 30. The Wildcats come in fresh off a bye after one of their best performances to date under 2nd-year coach Kevin Sumlin (won 28-14 vs Texas Tech as slight home dogs). Arizona ran the ball 13 straight times during a 99-yard TD drive in the fourth quarter. "They imposed their will on us," Red Raiders coach Matt Wells said. "That's tough to take." Arizona QB Khalil Tate showed flashes of his 2017 self with a 84-yard TD run. Meanwhile, how much does UCLA have left in the tank after pulling off the 3rd largest comeback in CFB history last week? The Bruins offense which had only scored 59 points in more than 3.5 games, somehow got 50 points in the final 20 minutes. The Bruins were +5 in TO's and UCLA scored a couple of long special teams TD's which obviously played a huge part. We like the Wildcats here.

BRAD POWERS' ATS STAT OF THE WEEK:
Nebraska is a 17.5-point home underdog vs Ohio State this week. It's the 2nd largest home underdog role for Nebraska since 1980!

Updated College Football Power Ratings for Week 5

Rank	Team	Pre	9/25	Rank	Team	Pre	9/25	Rank	Team	Pre	9/25	Rank	Team	Pre	9/25
1	Clemson	99.54	100.53	34	Cincinnati	74.96	74.46	67	Tulane	64.36	68.36	100	Middle Tennessee	59.30	59.30
2	Alabama	99.90	100.40	34	Florida State	80.46	74.46	68	Louisville	65.28	68.28	101	Eastern Michigan	58.65	58.65
3	Ohio State	88.60	94.60	36	California	71.79	74.29	69	West Virginia	70.22	68.22	102	Kansas	57.53	58.53
4	LSU	90.95	93.95	37	TCU	78.18	74.18	70	Temple	67.03	67.53	102	Rutgers	58.53	58.53
5	Georgia	93.01	93.51	38	Memphis	74.53	74.03	71	UL-Lafayette	59.36	67.36	104	Buffalo	57.40	57.40
6	Oklahoma	89.67	92.17	39	Maryland	66.84	73.84	72	Boston College	69.35	67.35	105	Western Kentucky	58.74	57.24
7	Wisconsin	81.71	88.20	40	South Carolina	80.26	73.76	73	Marshall	66.61	67.11	106	Coastal Carolina	51.73	57.23
8	Auburn	86.93	87.42	41	Utah State	69.67	73.67	74	Western Michigan	65.54	67.04	107	Miami (OH)	60.18	57.18
9	Notre Dame	86.31	87.31	42	Appalachian State	73.72	73.22	75	San Diego State	67.01	67.01	108	Charlotte	53.43	56.93
10	Oregon	84.43	86.43	43	Arizona State	74.57	73.07	76	Vanderbilt	69.87	66.87	109	Ball State	54.36	56.86
11	Florida	86.70	84.70	44	BYU	74.18	72.68	77	Southern Miss	64.63	65.63	110	UL-Monroe	55.41	56.41
12	Texas A&M	84.75	83.75	45	Pittsburgh	72.13	72.63	78	Toledo	63.73	65.23	111	Kent State	54.28	56.28
13	Michigan	89.42	83.42	46	Duke	71.49	72.49	79	Hawaii	62.00	65.00	112	UNLV	55.67	56.17
14	Penn State	83.62	83.12	47	Arizona	74.37	72.37	80	Ohio	66.44	63.94	113	Colorado State	55.71	54.71
15	Washington	82.69	82.69	48	Texas Tech	73.64	72.14	81	Arkansas	69.78	63.78	114	San Jose State	51.36	53.86
16	Michigan State	84.38	82.38	49	Purdue	73.51	72.01	82	Louisiana Tech	63.92	63.42	115	Liberty	54.05	53.55
17	Iowa	81.13	81.63	50	Virginia Tech	78.98	71.98	82	North Texas	61.42	63.42	116	Georgia State	51.96	53.46
18	Missouri	81.55	81.55	51	Syracuse	76.36	71.86	84	Florida Atlantic	64.74	63.24	117	East Carolina	54.87	53.37
19	Texas	81.70	81.20	52	Northwestern	75.03	71.53	85	Troy	62.23	63.23	118	Texas State	53.19	52.19
20	UCF	77.31	80.81	53	Kentucky	72.99	71.49	86	Northern Illinois	62.03	63.03	119	Old Dominion	48.73	51.23
21	Utah	81.68	80.18	54	Stanford	77.90	71.40	87	Oregon State	62.93	62.93	120	Central Michigan	49.99	50.99
22	Mississippi State	83.14	79.14	55	NC State	72.35	71.35	88	Georgia Tech	66.32	62.32	121	New Mexico	51.23	49.23
23	Oklahoma State	78.38	78.88	56	SMU	64.32	71.32	89	Georgia Southern	61.26	62.26	122	New Mexico State	49.72	48.72
24	Iowa State	79.87	78.87	57	Wake Forest	69.14	71.14	90	Arkansas State	64.22	62.22	123	Rice	45.48	48.48
25	Washington State	78.78	78.28	58	Tennessee	79.03	71.03	90	USF	65.72	62.22	124	UTSA	49.41	47.41
26	Virginia	77.04	78.04	59	Fresno State	71.01	71.01	92	Tulsa	61.08	62.08	125	South Alabama	45.54	46.04
27	Boise State	76.55	77.55	60	Ole Miss	72.99	70.99	93	Illinois	62.56	62.06	126	Connecticut	43.86	43.36
28	USC	79.14	76.64	61	Air Force	67.85	70.85	94	Wyoming	60.68	61.68	127	Bowling Green	48.34	43.34
29	Baylor	76.92	76.41	62	North Carolina	69.24	70.74	95	Navy	58.24	61.24	128	UTEP	44.53	43.03
30	Miami (FL)	79.38	76.38	63	Colorado	66.74	70.24	96	Nevada	60.86	60.86	129	Akron	48.73	42.73
31	Kansas State	70.58	76.08	64	Indiana	74.19	70.19	97	Houston	68.11	60.61	130	Massachusetts	44.58	36.08
32	Nebraska	79.80	75.30	65	UCLA	77.55	69.55	98	FIU	65.22	60.22				
33	Minnesota	78.57	74.57	66	Army	67.90	68.40	99	UAB	59.59	59.59				

Biggest Movers Since Preseason

Team	Pts
UL-Lafayette	+8.0
SMU	+7.0
Maryland	+7.0
Wisconsin	+6.5
Ohio State	+6.0
Kansas State	+5.5
Coastal Carolina	+5.5
Utah State	+4.0
Tulane	+4.0
Minnesota	-4.0
Mississippi St	-4.0
Georgia Tech	-4.0
Indiana	-4.0
TCU	-4.0
Syracuse	-4.5
Nebraska	-4.5
FIU	-5.0
Bowling Green	-5.0
Akron	-6.0
Florida State	-6.0
Michigan	-6.0
Arkansas	-6.0
South Carolina	-6.5
Stanford	-6.5
Virginia Tech	-7.0
Houston	-7.5
UCLA	-8.0
Tennessee	-8.0
Massachusetts	-8.5

Week 5 Computer Projected Lines for Every CFB Game

For the past couple of seasons we have posted computer projected lines at pregame.com. **Games where there was of difference of more than 3 points saw our computer lines actually beat the Vegas line at a 224-176-10 (56%) clip the last three years.** That's pretty solid and actually better than our own handicapping in some seasons. **Last week's plays went 8-6 and now the record for this year is 28-24-1.** Keep in mind, these computer lines don't take into consideration off-the-field factors like revenge or flat spots. They are basically a power-rating number difference between the two teams that also takes into consideration the home field advantage.

Of the 10 games where our computer is off more than 3 points compared to the Vegas line (highlighted), our favorite team this week to back would be **Boston College +6.5.**

The Comp column is the computer projected line and the Diff column is the difference between the Vegas line and the Computer line. "+" numbers in the difference column say back the underdog. "-" numbers in the difference column say back the favorite. Let us know if you have questions.

Thursday, Sept 26th	Line	Comp	Diff	Saturday, Sept 28th	Open	Comp	Diff
103 Navy				153 Indiana			
104 Memphis	-11	-17.0	-6.0	154 Michigan State	-14	-16.4	-2.4
Friday, Sept 27th	Line	Comp	Diff	155 Clemson			
105 Duke				156 North Carolina	+26.5	+26.3	+0.2
106 Virginia Tech	-2.5	-3.7	-1.2	157 Kentucky			
107 Penn State				158 South Carolina	-3	-6.5	-3.5
108 Maryland	+6.5	+6.3	+0.2	159 Mississippi			
109 San Jose State				160 Alabama	-38	-35.9	+2.1
110 Air Force	-18.5	-21.2	-2.7	161 Northern Illinois			
111 Arizona State				162 Vanderbilt	-6.5	-7.1	-0.6
112 California	-4.5	-5.0	-0.5	163 Kansas			
Saturday, Sept 28th	Open	Comp	Diff	164 TCU	-16	-20.2	-4.2
113 Northwestern				165 Kansas State			
114 Wisconsin	-24.5	-21.9	+2.6	166 Oklahoma State	-4	-6.8	-2.8
115 Wake Forest				167 Mississippi State			
116 Boston College	+6.5	+0.3	+6.2	168 Auburn	-10.5	-13.3	-2.8
117 Connecticut				169 Texas Tech			
118 Central Florida	-43	-41.7	+1.3	170 Oklahoma	-27	-25.3	+1.7
119 Central Michigan				171 Florida Atlantic			
120 Western Michigan	-17.5	-19.6	-2.1	172 Charlotte	-1	+3.8	+4.8
121 SMU				173 Virginia			
122 South Florida	+7.5	+5.3	+2.2	174 Notre Dame	-12.5	-14.0	-1.5
123 Buffalo				175 Coastal Carolina			
124 Miami (OH)	+2	-2.8	+4.8	176 Appalachian State	-16	-20.0	-4.0
125 Georgia Tech				177 Cincinnati			
126 Temple	-9	-8.7	+0.3	178 Marshall	+3.5	+3.6	-0.1
127 NC State				179 East Carolina			
128 Florida State	-7	-7.6	-0.6	180 Old Dominion	-3	-1.4	+1.6
129 Iowa State				181 New Mexico			
130 Baylor	+3	-1.3	+4.3	182 Liberty	-7.5	-6.8	+0.7
131 BYU				183 Arkansas State			
132 Toledo	+2.5	+3.2	-0.7	184 Troy	-6.5	-4.5	+2.0
133 Akron				185 South Alabama			
134 Massachusetts	+7	+4.2	+2.8	186 UL-Monroe	-16	-13.1	+2.9
135 Rutgers				187 UTEP			
136 Michigan	-27.5	-30.1	-2.6	188 Southern Miss	-26.5	-26.1	+0.4
137 Minnesota				189 Louisiana Tech			
138 Purdue	+1	-0.7	+1.7	190 Rice	+9	+12.4	-3.4
139 UL-Lafayette				191 UAB			
140 Georgia Southern	+3.5	+1.4	+2.1	192 Western Kentucky	+3	-1.4	+4.4
141 Middle Tennessee				193 Colorado State			
142 Iowa	-23.5	-26.3	-2.8	194 Utah State	-24	-23.2	+0.8
143 UNLV				195 Ohio State			
144 Wyoming	-9.5	-9.0	+0.5	196 Nebraska	+17.5	+15.1	+2.4
145 Washington State				197 Houston			
146 Utah	-5	-6.4	-1.4	198 North Texas	-7	-6.6	+0.4
147 Fresno State				199 Arkansas			
148 New Mexico State	+17.5	+19.5	-2.0	200 Texas A&M	-23	-20.5	+2.5
149 Hawaii				201 USC			
150 Nevada	-2.5	-0.4	+2.1	202 Washington	-10.5	-11.1	-0.6
151 Stanford				203 UCLA			
152 Oregon State	+4.5	+5.7	-1.2	204 Arizona	-6.5	-6.6	-0.1

Top 20 CFB ATS Trends for Week 5

1. Since 2003, Navy is 32-12-1 ATS (73%) as a road underdog. This week the Middies are +11 at Memphis.
2. Maryland is 2-39-1 SU all-time vs Penn St. This week the Terps are 6-point home dogs to the Nittany Lions.
3. Since 2009, Air Force is just 18-27 ATS (40%) laying double-digits. This week the Falcons are 18.5-point favorites hosting San Jose State.
4. The underdog is on a combined 17-2-1 ATS run in the Arizona State and Colorado's last 10 games including a perfect 8-0 this year. This week Arizona State is a 4.5-point underdog at California.
5. Northwestern is remarkably 10-8 straight up the last 10 years as a double-digit underdog (13-5 ATS, +10 ppg)! This week the Wildcats are +24 at Wisconsin.
6. This week Western Michigan is a 17-point home favorite over rival Central Michigan. It's the first time either team has been laying double-digits in the rivalry since 2001.
7. NC State is on a 13-3-1 ATS run vs Florida St since 2001. This week the Wolf Pack are 4.5-point dogs in Tallahassee.
8. BYU has gone 9-1 ATS on the road in their last 10 trips. This week the Cougars are 2.5-point road favorites at Toledo.
9. Michigan has failed to cover their last 7 games dating back to last season. This week the Wolverines are 27.5-point favorites at home vs Rutgers.
10. Washington State is 16-4-1 ATS as a road since 2013. This week the Cougars are 5-point dogs at Utah.
11. Fresno St is 12-2-1 ATS on the road since 2017. This week the Bulldogs are 17.5-point favorites at Wyoming.
12. Hawaii is just 8-35 SU/16-26-1 ATS (-2.8 ATS ppg) on the road since 2012. This week the Rainbow Warriors are 2-point dogs at Nevada.
13. Clemson is on a 11-1 ATS run vs ACC opponents with an average cover of 11.5 ppg and an average straight up margin of 35.4 ppg. This week the Tigers are 27-point favorites at North Carolina.
14. Kentucky has won 5 straight over South Carolina and covered 6 straight. This week the Wildcats are 3-point dogs in Columbia.
15. Alabama head coach Nick Saban is just 7-17 ATS laying 35 or more since early 2011 (did cover last week in this role). This week the Crimson Tide are 37.5-point favorites hosting Ole Miss.
16. Kansas State is 77-46-2 (63%) ATS as a dog since 1990. This week the Wildcats are 4.5-point dogs at Oklahoma St.
17. Oklahoma St home games are on a 58-22-2 (72.5%) run to the OVER since 2006.
18. Louisiana Tech is 17-9 ATS as a road favorite (65%) since 2011. This week the Bulldogs are laying 8.5-points at Rice.
19. Nebraska is a 17.5-point home underdog vs Ohio State this week. It's the 2nd largest home underdog role for Nebraska since 1980. The first being OSU's last trip here (2017) where the Buckeyes won 56-14 laying 24.5.
20. USC is 1-9 ATS as a road since 2014. This week the Trojans are 10-point underdogs at Washington.

4★ = BEST
3★ = BETTER
2★ = GOOD
1★ = FAIR

THE POWERS' PACK

3★ Seattle (-5) over ARIZONA
2★ DETROIT (+6.5) over Kansas City
2★ NEW ORLEANS (+2.5) over Dallas

Games in Rotation Order

Thursday, September 26th

GREEN BAY 26 Philadelphia 20. Finally we have a great weekday match-up here. The Packers are 3-0 for the first time since 2015 and haven't lost a home game in September since 2012 as they are on a 14-0-1 SU run (+9.1 ppg) with an 11-4 ATS mark (+3.3 ppg). This is their 3rd straight home game while Philadelphia makes the trip on a short week after back-to-back losses. The injuries are starting to pile up for them especially at WR. We're leaning with Green Bay here.

Sunday, September 29th

HOUSTON 26 Carolina 20. Obviously, we came away impressed with what we saw from Carolina QB Kyle Allen last week in the Panthers 38-20 win at Arizona. Allen threw for 4 TD's as Carolina had a 413-248 yard edge. Those 4 TD's were more than what Cam Newton had in his last 4 starts combined. Clearly the market downgraded the Panthers way too much from an injured Cam. Remember Kyle Allen was a 5-star recruit that actually beat out Kyler Murray at Texas A&M (Murray left for Oklahoma). On the other side, we did cash our top play on these pages as Houston won outright over the L.A. Chargers last week. The Texans were down 10 at halftime and would score 20 unanswered. QB Watson threw for 351 yards and 3 TD's. We lean with the home team here.

BALTIMORE 27 Cleveland 21. The Ravens come in off the loss at Kansas City last week (just the 2nd regular season loss for Lamar Jackson and both of them were at the Chiefs). Jackson has not thrown an interception this season yet (7-0 ratio) and the Ravens defense hasn't allowed 100 yards rushing in 10 straight games. Obviously, we won fading the Browns last week on SNF as they came up short vs the Rams (had a first & goal late but were stopped on downs). Head coach Freddie Kitchens looks like he is in over his head while QB Baker Mayfield looks like he has regressed. With that being said, we think there might be a little too much anti-Browns sentiment in the market place right now.

N.Y. GIANTS 26 Washington 22. Saquon Barkley is out for the Giants here (and the next 5-7 weeks for that matter) and he is one of the more valuable non-QB's in the NFL. Kudos to Daniel Jones who was ridiculed on draft night. In his first start last week, Jones led the Giants to their largest comeback win in 49 years (trailed Tampa Bay by as many as 18 points). Jones had 364 total yards and had 4 total TD's. Now he takes on a reeling Washington team that is 0-3 and looked pitiful on MNF vs the Bears. Slight lean on the home team who should have a decent atmosphere for the home debut of Jones.

L.A. Chargers 28 MIAMI 14. The Dolphins have now been out-scored 133-16 on the season, the third worst point-differential in NFL history being only surpassed by the 1922 Louisville Brecks and the 1923 Rochester Jeffersons. Last week, they gave a great effort early, but TO issues in the red zone prevented them from covering at Dallas. Meanwhile, the Chargers are entering Week 4 with a losing record for the 5th straight year. Last week we cashed on these pages fading them in their outright loss to Houston at home. We'll back the home dog here as this is the largest away favorite role in Chargers franchise history (they've never laid more than 13 on the road).

Updated NFL Records: Straight Up, ATS and Over/Under

Team	Straight-Up			Against The Spread			Over/Under		
	Total	Home	Away	Total	Home	Away	Total	Home	Away
Arizona	0-2-1	0-1-1	0-1-0	2-1-0	1-1-0	1-0-0	2-1-0	2-0-0	0-1-0
Atlanta	1-2-0	1-0-0	0-2-0	1-2-0	1-0-0	0-2-0	1-2-0	0-1-0	1-1-0
Baltimore	2-1-0	1-0-0	1-1-0	1-2-0	0-1-0	1-1-0	2-1-0	0-1-0	2-0-0
Buffalo	3-0-0	1-0-0	2-0-0	2-1-0	0-1-0	2-0-0	0-3-0	0-1-0	0-2-0
Carolina	1-2-0	0-2-0	1-0-0	1-2-0	0-2-0	1-0-0	2-1-0	1-1-0	1-0-0
Chicago	2-1-0	0-1-0	2-0-0	1-2-0	0-1-0	1-1-0	1-2-0	0-1-0	1-1-0
Cincinnati	0-3-0	0-1-0	0-2-0	2-1-0	0-1-0	2-0-0	1-2-0	1-0-0	0-2-0
Cleveland	1-2-0	0-2-0	1-0-0	1-2-0	0-2-0	1-0-0	1-2-0	1-1-0	0-1-0
Dallas	3-0-0	2-0-0	1-0-0	3-0-0	2-0-0	1-0-0	2-1-0	1-1-0	1-0-0
Denver	0-3-0	0-1-0	0-2-0	1-2-0	1-0-0	0-2-0	1-2-0	0-1-0	1-1-0
Detroit	2-0-1	1-0-0	1-0-1	2-1-0	1-0-0	1-1-0	2-1-0	0-1-0	2-0-0
Green Bay	3-0-0	2-0-0	1-0-0	3-0-0	2-0-0	1-0-0	1-2-0	1-1-0	0-1-0
Houston	2-1-0	1-0-0	1-1-0	2-1-0	0-1-0	2-0-0	1-2-0	0-1-0	1-1-0
Indianapolis	2-1-0	1-0-0	1-1-0	2-0-1	1-0-0	1-0-1	2-1-0	1-0-0	1-1-0
Jacksonville	1-2-0	1-1-0	0-1-0	2-1-0	1-1-0	1-0-0	1-2-0	1-1-0	0-1-0
Kansas City	3-0-0	1-0-0	2-0-0	3-0-0	1-0-0	2-0-0	2-1-0	1-0-0	1-1-0
L.A. Chargers	1-2-0	1-1-0	0-1-0	0-2-1	0-1-1	0-1-0	1-2-0	1-1-0	0-1-0
L.A. Rams	3-0-0	1-0-0	2-0-0	3-0-0	1-0-0	2-0-0	1-2-0	0-1-0	1-1-0
Miami	0-3-0	0-2-0	0-1-0	0-3-0	0-2-0	0-1-0	1-2-0	1-1-0	0-1-0
Minnesota	2-1-0	2-0-0	0-1-0	2-1-0	2-0-0	0-1-0	1-2-0	1-1-0	0-1-0
New England	3-0-0	2-0-0	1-0-0	2-1-0	1-1-0	1-0-0	1-2-0	1-1-0	0-1-0
New Orleans	2-1-0	1-0-0	1-1-0	1-2-0	0-1-0	1-1-0	2-1-0	1-0-0	1-1-0
N.Y. Giants	1-2-0	0-1-0	1-1-0	1-2-0	0-1-0	1-1-0	2-1-0	0-1-0	2-0-0
N.Y. Jets	0-3-0	0-2-0	0-1-0	1-2-0	0-2-0	1-0-0	1-2-0	0-2-0	1-0-0
Oakland	1-2-0	1-1-0	0-1-0	1-2-0	1-1-0	0-1-0	1-2-0	0-2-0	1-0-0
Philadelphia	1-2-0	1-1-0	0-1-0	0-3-0	0-2-0	0-1-0	2-1-0	2-0-0	0-1-0
Pittsburgh	0-3-0	0-1-0	0-2-0	1-2-0	0-1-0	1-1-0	1-2-0	1-0-0	0-2-0
San Francisco	3-0-0	1-0-0	2-0-0	2-1-0	0-1-0	2-0-0	1-2-0	0-1-0	1-1-0
Seattle	2-1-0	1-1-0	1-1-0	1-2-0	0-2-0	1-0-0	2-1-0	1-1-0	1-0-0
Tampa Bay	1-2-0	0-2-0	1-0-0	1-2-0	0-2-0	1-0-0	1-2-0	1-1-0	0-1-0
Tennessee	1-2-0	0-1-0	1-1-0	1-2-0	0-1-0	1-1-0	1-2-0	0-1-0	1-1-0
Washington	0-3-0	0-2-0	0-1-0	1-2-0	0-2-0	1-0-0	3-0-0	2-0-0	1-0-0

INDIANAPOLIS 26 Oakland 18. Oakland is making back-to-back trips to the Midwest here after we cashed on these pages fading them in their 20-point loss at Minnesota. The Raiders are now 1-13 SU (-14.5 ppg) and 3-11 ATS (-8.2 ppg) as a road underdog. Meanwhile, Indy find themselves 2-1 as they held on vs Atlanta last week. QB Brissett completed his first 16 passes and the Kicker Vinatieri was 4 for 4 on kicks after missing 5 in the first 2 weeks of the season. We lean with the home team.

2★ (Detroit plus the points) Kansas City 28 DETROIT 25. Kansas City QB Patrick Mahomes continues to impress as he is No. 1 in passing yards, TD's and QBR. However, KC did give up the back-door vs Baltimore last week. Remember the Lions are just one bad 5 minute stretch in the 4Q at Arizona away from being 3-0 this season. They've beaten two straight playoff caliber teams in the Chargers and the Eagles and get a Kansas City team off a big win over Baltimore and playing their 3rd road game in 4 weeks. The Lions also have a bye on deck so they can go "all-in" here.

New England 26 BUFFALO 16. New England is 14-1 SU/12-2-1 ATS their last 15 trips to Buffalo with an average win by 17.5 ppg and an average cover of 10.7 ppg. Both teams come in at 3-0 and both really haven't played anyone worth a lick. Last week the Pats led the Jets 30-0 but had a muffed punt and a "pick 6" that allowed the Jets to cover. Remember, the Pats haven't allowed a TD on defense since the AFC Championship game. They have the No. 1 total and scoring defense to coincide with the No. 2 scoring offense. However, the Bills defense is no chopped liver giving up only 15.7 ppg. While this seems like a "square" lean, we can't buck that awesome past history the Pats have in this building.

ATLANTA 25 Tennessee 20. Both teams in desperate need of a win at 1-2. The Titans feel-good opening season blowout of the Browns is now long gone as they have suffered back-to-back losses in division play. Last Thursday they gave up 9 sacks to the Jags. Meanwhile, Atlanta QB Matt Ryan already has thrown 6 picks this season (only 7 all of last year). Slight lean on Atlanta here but we can't really trust either team at this point.

L.A. RAMS 29 Tampa Bay 20. For all the talk about Daniel Jones comeback performance, note the Bucs had a 499-384 yard edge and missed a chip-shot FG on the final play. On the other side, we did cash with the Rams last week on SNF as they held on to beat a banged up Browns team. Not sure we want to lay 10 with the Rams here especially with them going to Seattle on Thursday in 5 days. We're passing.

3★ SEATTLE 28 Arizona 20. The Seahawks are coming off a game where they dominated the Saints stats wise. Seattle had a 26-15 first down and a 515-265 yard edge as QB Wilson was 32 of 50 for 406 yards. It was their first September home loss under Pete Carroll. Meanwhile, the Cardinals continue to prove they aren't quite ready to take a step as they were done in at home to a Carolina team with a back-up QB. Wilson and Company are taking on an Arizona pass defense that has allowed 9 TD passes and 0 INT's this year. Lay it!

CHICAGO 20 Minnesota 19. Chicago comes in after back-to-back road wins. While the score looks impressive vs Washington, note that the Bears were +4 in TO's and historically, teams that are +4 in TO's win 96% of the time and cover 92% of the time. Meanwhile, we cashed on these pages with Minnesota last week in their blowout win over Oakland. RB Dalvin Cook does lead the NFL in rushing but will be up against it here vs the tough Bears defense. Minnesota should have some revenge after getting swept by the Bears a year ago (first time since 2011 that's happened). Slight lean on the road team.

DENVER 21 Jacksonville 19. The Broncos are sitting at 0-3 for the first time since 1999. Last week they lost at Green Bay as the Broncos were -3 in TO's and could've easily covered that game. Denver did give up 6 sacks to Green Bay last week and now face a Jacksonville defense that had 9 sacks vs Tennessee last week. On the other side of the ball, it's remarkable Denver's defense has ZERO sacks this season even with Von Miller and Bradley Chubb. The Jags have extra rest as Minshew Mania continues to take a life of its own after the QB has exceeded expectations so far. We're laying it with Denver here who is on a 14-2 SU at home in September (although have lost 2 straight). We're passing.

2★ NEW ORLEANS 24 Dallas 23. Dallas comes in at 3-0 (first 3-0 start since 2008) but who in the heck have they played? We'd make a case they've played arguably 3 of the bottom 5 teams in the NFL in the Giants, Redskins and Dolphins. Last week they outscored Miami 21-0 in the second half just to get the cover. Meanwhile, New Orleans comes in off a misleading win over Seattle as they were out-gained 515-265 but got two non-offensive TD's. Obviously, they were playing without QB Brees as Bridgewater did what was asked of him. Still it is noteworthy considering they handed Seattle coach Pete Carroll his first home loss in September. New Orleans does have revenge for a 13-10 loss at Dallas a year ago. This should be one of the best home atmospheres of the season so far.

Monday, September 30th

PITTSBURGH 24 Cincinnati 20. Cincinnati has been dominated at the line of scrimmage so far this season getting out-rushed 506-126. Last week they got the cover at Buffalo as they turned a 14-0 deficit into a 17-14 lead before losing by 4. Still the Bengals were out-gained 416-306. It was ugly for the Steelers last week despite getting a cover in San Francisco. The 49ers turned it over 5 times but Pittsburgh still only managed 11 first downs as they were out-gained 436-241. Don't see too much value here. Pass.

