



Philips Widelite Garage fixture Specifications

- Wattage - 28W/36W
- Weight - 4.4 lbs
- Input Total Power - 34W/40W
- Lumens - 3559/4220 @4500 Kelvin
- Luminated Area - 20ft: 85ft x 85ft ;24ft : 118ft x 118ft ; 30ft : 138ft x 138ft
- Illuminance Uniformity - >0.6
- Input Voltage - 110/115-220/277/480
- Input Voltage - ≥90%
- Current - Single 325 mA
- Meanwell Drivers - HLG-40H/HLG-60H
- LED Single Power - 1W/1.5W
- Lumen Per Watt - ≥110Lm/W
- Environmental Temperature - 95F~122F
- Lamp Temperature - <122F
- Efficiency - >90%
- CRI - >70
- Power Factor - >0.95
- IP - IP65

Cool-lite Retrofit Kit for Philips Widelite fixtures Features

- Custom LED retrofit kit for the Kim Bollards fixtures.
- Five Kelvin options to choose from: 3000k or 3500k, 4000k or 4500k, 5000k for allowing the best choice for each application.
- Retrofit kit comes completely assembled for simple snap-in installation.
- 5 year warranty.



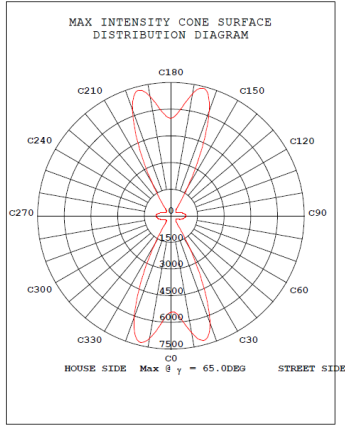
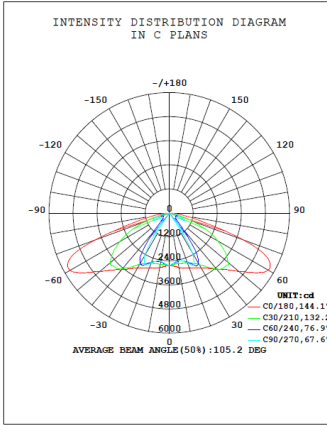
Ordering Information

EXAMPLE: GCLD1-SE-28w-4.5k-<277v-T5
Philips Widelite Round Garage Smart Retrofit Kit

| Template | Sensor | Wattage | Kelvin | Max Voltage | Lens | Paint Color |
|----------|-------------------------|---------|------------|-------------|------|--|
| LD1 | SE (Enlighted Sensor) | 28W | 3k or 3.5k | 277V | T2 | 01-Gray 02-Brown 03-White 04-Black 05-Bronze 06-Silver 07-Green 08-Blue |
| | SW (Wattstopper Sensor) | 36W | 4k or 4.5k | 480V | T3 | |
| | N (No Sensor) | | 5k | | T5 | |

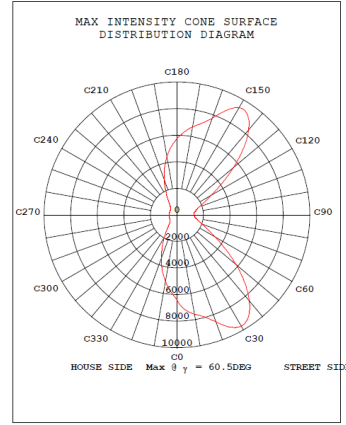
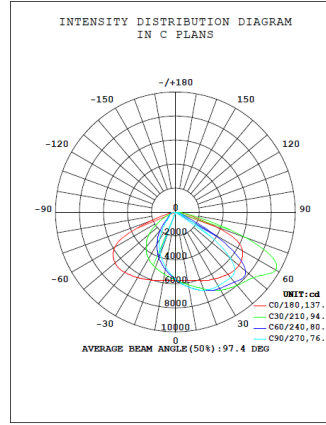


Photometrics Showing Type 2 3 & 5 Distribution



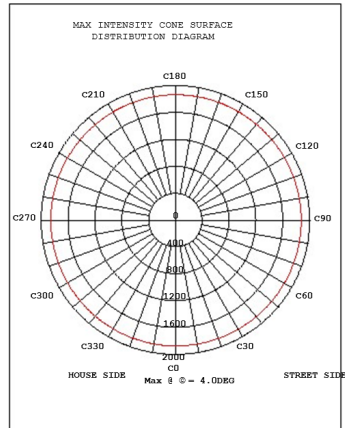
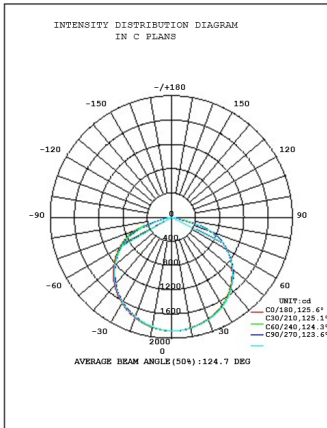
C Range: 0 - 360DEG
C Interval: 5.0DEG
Test Speed: HIGH
Temperature:25.3DEG
Operator:冯强
Test Date:2012-07-30

γ Range: 0 - 90DEG
γ Interval: 0.5DEG
Test System:EVERFINE GO-2000B_V1 SYSTEM V2.0.262
Humidity:65.0%
Test Distance:9.970m [K=1.0000]
Remarks: 112W GLC-LD02



C Range: 0 - 360DEG
C Interval: 10.0DEG
Test Speed: MEDIUM
Temperature:25.3DEG
Operator:Fq
Test Date:2015-11-07

γ Range: 0 - 180DEG
γ Interval: 0.5DEG
Test System:EVERFINE GO-2000B_V1 SYSTEM V2.0.262
Humidity:65.0%
Test Distance:9.970m [K=1.0000]
Remarks:



C Range: 0 - 360DEG
C Interval: 5.0DEG
Test Speed: HIGH
Temperature:25.3DEG
Test Date:2014-04-26

© Range: 0 - 90DEG
© Interval: 0.5DEG
Test System:EVERFINE GO-2000B_V1 SYSTEM V2.0.262
Humidity:65.0%
Test Distance:9.970m [K=1.0000]