



Next Meeting Thurs., March 14th 7:30 pm @ Baker Centre

We have a busy month ahead!



March 14 – Guild Meeting

March 23 – Guild Brunch & Challenge Reveal
(see pg. 3 for more info)

March 30 – Sharing Gifts

Sharing Gifts

Join us on March 30th from 10 – 5 at the Quilted Raven and participate in our next Sharing Gifts project – Receiving Blankets for the first 10 babies born at the new hospital! This sharing gifts project is being led by Mickey Brown – thanks Mickey!



SOCIAL SEWING NIGHT

Our next evening sew will be Thursday, March 21, 6:30 – 9:30 pm at the Quilted Raven. It's a chance to sew, cut, arrange, check out the library, or just visit. We have lots of fun! Please note, this evening is for Members Only!

Tuesday, March 5, 2019



AVENS - A
Community for
Seniors

Dear Kathy,

'AVENS – a community for seniors', Recreation Department will like to thank you so much for the donation, of the five lap quilt blankets for our residents! Thank you for your generous donation, we have enough to beautify and keep warm, several of our resident's laps this year. The AVENS Manor residents, will enjoy the great outdoors in the summer, and will keep warm in the winter months.

Thanks to your kindness and generosity!

On behalf of the residents, management and staff at AVENS – 'A Community for Seniors', I would like to thank you for donation. Your generosity and thoughtfulness are greatly appreciated.

Sincerely,

Carol Norwegian

Owners of:
Aven Manor
long term care

Aven Cottages
dementia care

Aven Court/Aven Ridge
independent housing

Baker Community Centre
wellness

Carol Norwegian
Volunteer and Recreation Supervisor
AVENS – A Community for Seniors
Phone: (867) 920-2443 Ext. 103
Email: carol_norwegian@avensseniors.com



Suite 1
5710-50 Avenue
YELLOWKNIFE NT
X1A 1G1
Tel: (867) 920-2443
Fax: (867) 873-9915
Website:

AVENS Vision: Seniors have access to a safe and caring community for life.

YK QUILT GUILD 2019 CHALLENGE



YOU ARE INVITED TO A BRUNCH
TO ATTEND THE BIG REVEAL
FOR OUR 2019 CHALLENGE

Date: Saturday, March 23

Time: 9am - 11am

Location: The Quilted Raven

RSVP **by 12 noon March 15** for the brunch - ykquilters@outlook.com
(please do not leave any messages or inquiries at this email, they will not be answered.)

At the Reveal/Brunch you will receive all information required for the Challenge. If you cannot make the brunch, items may still be available after the Reveal. However, they will also be a limited numbers of products available.

Not interested in doing the Challenge? That's ok! Come for the brunch anyway and see what we'll be up to! (please RSVP)

Change Your Needle!

Here is a sewing machine needle under magnification. See the wear and tear in the first photo? Nope. Wondering why your thread is shredding? Check out photo #4 under super magnification.





Figure 1 Photo courtesy of Schmetz 0 - XX magnification

SCHMETZ COLOR CODE CHART

Did you know that SCHMETZ is color coding their home sewing needles (needle system 130/705 H)? Most, but not all, household needles now have two bands of color. The top color band indicates needle type and the lower color band indicates needle size. Due to special features, SCHMETZ Universal, Hemstitch, Double Eye, and Quick Threading needles only have one color band to identify needle size.



Snapshots from February ...



Let's Talk Stash!

We asked and you answered! Here are the replies we received to the survey in the February Newsletter:



1. I don't have a stash (go to end)	<ul style="list-style-type: none"> a) No stash – Hahahaha...:-) b) – c) – d) – e) – f) Says no quilter ever g) X h) I do i) 0 j) I only have stash k) Yes l) I wish! m) – n) are you kidding? o) – p) – q) a bedroom full r) -
2. I only buy kits (go to end)	<ul style="list-style-type: none"> a) – b) – c) – d) By the project – not necessarily kits e) – f) I like kits – saves space – great for retreats g) X h) No i) 0 j) I almost never buy a kit k) No l) No m) – n) No o) – p) – q) neh r) I like kits! But I like bolts too ☺
3. If it's Christmas fabric I would buy	<ul style="list-style-type: none"> a) Depends – usually a FQ or .5 b) FQ

(Eg. Fat Quarter, Half-Metre, Metre etc.)	c) 2m d) – e) 2-3 meters each f) at least a meter g) ✓ h) Maybe Fat Quarter i) 0 j) probably 0 k) FQ or 1/2m l) 1 metre m) depends ½ meter to 1 metre n) Fat Quarter o) Half p) 1m q) if it's lovely about a metre r) 1 m
4. If the fabric is themed I would buy	a) No! No! No! b) FQ c) 2m d) – e) 1-2 meters f) A fat quarter collection g) ✓ h) None i) 0 j) don't understand "themed" k) 2 metres l) 2 metres m) only what I need for a project n) n/a o) FQ p) 1m q) a few different pieces r) 1m
5. If the fabric is novelty (think Superman, Tinkerbell) I would buy	a) No! No! No! learned my lesson b) 2m c) 1m d) – e) 0 f) A fat quarter collection g) ✓ h) 1 meter i) 0 j) .5 meter k) FQ l) Wouldn't buy this m) Rare n) n/a o) FQ p) –

	q) very little r) Unless it hits me like a lightning bolt I don't think I'd ever buy
6. If it's Small Print I would buy	a) I don't use these categories b) .5m c) 2m d) – e) 2-3 meters f) – g) ✓ h) 1 meter i) ✓ j) depends on colour k) 1 metre l) 2 metres m) depends on project n) Fat Quarter o) ½ p) 1m q) Depends what it's for r) 2m
7. If it's Large Print I would buy	a) I don't use these categories b) 0 c) 3m d) – e) 1-2 meters f) – g) ✓ h) 1 meter i) ✓ j) probably 0 k) 1 metre l) 2 metres m) depends on project n) Fat Quarter o) ½ p) 1/2m q) 1.5 metres r) 1m
8. If it's Limited Edition I would buy	a) I don't use these categories but I do love Laurel Burch, I can make a little go a long way. b) 0 c) 2m d) – e) Lots & lots! f) 2-4 meters g) ✓ h) 0 i) ✓ j) 0 k) 1 metre l) ?

	<ul style="list-style-type: none"> m) 1 metre to 2 metres n) Fat Quarter o) FQ p) 2m q) None unless I could buy 5 metres r) 3m and then second guess myself
9. Oldest piece of fabric in your stash and the reason you haven't yet used it	<ul style="list-style-type: none"> a) A piece of silk from Woodward's in Calgary... not sure what use to put it to! So: 1987? b) 50 years – no reason c) 10 years – waiting for the ideal project & fabric matches for it d) – e) 20 years – bought 5 meters and have 3 left f) Spirit Animal yardage from Alaska – needs the right project g) 35 years old, from projects I made for my nieces h) 6 years – Don't know what I was thinking i) Nothing old yet j) 1960's. I use a chunk at a time. It is slow to use up. k) 25 years – still have leftovers l) Bird Print – 7 years – It's directional m) 25 years – was for bed quilt NOT started n) I have no idea o) 50 years, vintage piece from when I was a kid p) 15 years – does not match anything else I have q) At least 40 years – faded r) I have a very young stash ;-)
10. What do you do with your fat quarters?	<ul style="list-style-type: none"> a) Put them in a pile on a shelf b) Fold & look at them LOL ;-/ c) Bag packet & zip pouches d) – e) Cut for Applique f) Usually buy collections and use in quilts as yardage g) Collect, use occasionally h) File them i) – j) store them with like colours k) Applique or in Quilts l) Store by colour m) Sort in colours and values n) Look at them, trying to use them o) Put them in my stash! p) – q) that's too personal to answer r) Wonder what to do with them!!??
11. Do you cut your fabric down when you get home? If so into what size?	<ul style="list-style-type: none"> a) NO b) Nope c) No d) No, fold in half lengthwise then roll 8" widths e) NO f) No g) No h) No

	<ul style="list-style-type: none"> i) 0 j) Never!!! k) Yes, as needed l) No m) No n) No o) No p) – q) No r) No
12. What is the smallest scrap that you keep?	<ul style="list-style-type: none"> a) Geez – strip that are too small to be useful b) 5" c) 1 square inch d) 1.5" strips e) Hee hee 1" x ? f) I've been giving all scraps away g) > 2" h) 2.25" i) very small ☺ j) About 4" x 4" k) 1" l) 2.5" squares, 1.5" strips m) Depends if lame, silk etc all n) 1" strips from projects o) 1" square p) 1" square q) 2" square r) 1" square, yup, really!
13. How do you organize your Stash?	<ul style="list-style-type: none"> a) By fabric type – silk, wool, linen etc.; the quilting cottons by use eg landscape, cards, sparkle b) Yes on comic boards c) Novelty; colours; batiks- solids; prints; upholstery; suede d) Colour Wheel e) By colour and theme f) By type – jelly rolls, fats, 5", 10" g) Multiple storage units, baskets, project bins h) I don't i) Colour and size j) By colour with special box for novelty k) By colour but it doesn't stay neat (or theme) l) Bolts, bins, tubs m) Colour / value n) By colours o) By colour p) – q) Organize? Do people do this? r) I've tried this a few times...It doesn't last long... so now it's 'together'

Thank you for participating!

February's Draw Winner:



Pat won the Mystery Bag -
Two practice Panels, 1
Spool Water Soluble
Thread and a 6-pack of
Variegated Thread AND
the "Stained Glass Quilts
Reimagined" book by Allie
Aller.



Congratulations Pat!

Guest Policy

Guests are welcome to join us at any meeting. If a guest returns for a second or subsequent meeting there is a \$5 charge per visit. For details, please see the full policy on the website.

Members Giveaway Table

More and more Guild members are purging their stashes and offering items to Guild Members at the meetings. We will be setting up a table in the outer hallway for any items you would like other members to treasure.

Meeting Etiquette

Please be courteous when someone has the floor and refrain from other conversations.

Draws

The following draws take place at each Guild meeting:

Book of the Month
\$2 each or 3 for \$5
Members Only

Mystery Bag
\$2 each
Members Only

Door Prizes
Free
Members & Guests

Recipe Corner

We all struggle when preparing meals for our families while we have been spending the day quilting. Your problem is solved here in our new QUILTER'S RECIPE CORNER!! Each month we will give you a quick, tasty and healthy option so you can spend more time working on your projects and not in the kitchen! If you have a recipe that you use that's quick to prepare please send it to us at YKQuilters@outlook.com, we would love to use it in our Corner.

Balsamic Roast Beef Dinner

This roast beef dinner is easy and delish! Serve with your choice of veggies, and make your favourite mash of potatoes, rice or noodles for the gravy. If you have anything left, it's great for leftovers too!!



Ingredients

3-4 LB. Roast beef
Cup beef broth
Onion, chopped and fried till golden
5 Cloves of garlic, grated (or to taste)
 $\frac{1}{2}$ cup balsamic vinegar
1 tablespoon
Worcestershire sauce
1 tablespoon soy sauce
1 tablespoon honey
1 teaspoon red pepper flakes

Directions

1. Place the meat in a slow cooker.
2. Mix all the rest of the ingredients in a bowl then pour over the meat.
3. Cook on high setting for 4 hour or low for 6-8 hours.
4. When roast is done, remove and put on a serving plate. Break up with a fork in serving size pieces.
5. Ladle over the gravy and serve.

Yellowknife Quilters Library

at The Quilted Raven, 5005 53rd St


Not one but two book reviews for you this month! Thanks Kathy Y!

Clever Quilts

by Susan Teegarden Dissmore

Do you have a panel you love but have no idea how to make it into a quilt.

This book shows you easy techniques to showcase your panel. The section on Planning and Designing A Quilt shows you how to match finished block sizes with a variety of patterns. The book covers basics on cutting to finishing your quilt as well as a section with 10 pattern ideas.




This is a great book for beginners or for someone looking for a starting point for their panel!

Lone Star Quilts & Beyond

By Jan Krentz

Well I hardly had to take this book out of the library since I have my own signed copy at home. I have not looked at this book for a while but once I browsed through it, I want to start a Lone Star quilt.

This is the book you need to make a Lone Star Quilt. This project is not for the faint of heart you need accurate 1/4" seams and to sew straight lines so the finished star will fit together. Jan Krentz gives you clear directions from choosing fabrics to adding finishing touches.



The variety of photos give you inspiration to make your own Lone Star. I am going to work on the Lone Star called Double Cappuccino on page 44 in the book. I have started picking out my colours!

Newsletter Submissions

Please send articles, news, favorite quilt websites, tips, and other quilt related items for the newsletter to:

quiltingyk@gmail.com

Deadline for submissions is the 4th Thursday of the month by 5:00 p.m.



The Quilted Raven

www.thequiltedraven.com
Email: thequiltedraven@northwestel.net

5005 53rd Street
1-867-920-0303

CALL OF THE WILD!!

This cute polar bear panel from Hoffman from their Call of the Wild digital panel series is now available. They are the cutest thing. Great for a quilt for some little one in your family! We also have some new Batiks from Anthology, new notions, and don't forget our VINTAGE ROSE, Judy Niemeyer class starting soon!



North of 60 Quilting Services www.northof60quilting.com/

DO YOU HAVE A QUILT YOU WOULD LIKE TO DISPLAY at this year's Quilt Show? Drop it off to us or finish it on the longarm yourself. We've been seeing some beautiful *DIY* quilting. There are a few lovely new pantographs and a cute little vehicles design for a child's quilt. Drop in to Marilyn's shop to see them.

North of 60 Quilting Services

We have options!
Let us finish your quilt
OR
learn to use the longarm
and finish it YOURSELF



Anita Griffore
Marilyn McGurran
867.446.0464

northof60quiltingservices@gmail.com
www.northof60quilting.com

Happy Quilting!
Longarm of the North

Happy almost spring everyone!
Lots of new things coming in. Thread, books, fabric and of course new yarn colours are always on the horizon.

Also for those of you who do knit come and join us *Wednesday nights* at 6:30 for *Knit Happens*.



Please check out the website www.longarmofthenorth.com for more news and product.



Executive for 2018-19

quiltingyk@gmail.com

President

Charlene Adam CharleneAdamYKQG@outlook.com

VP

Kathy Yurris

Secretary & Comms

Debbie Gillard

Treasurer & Classes

Donna MacDonald

Mysteries

Christine Hoiland

Library & Books

Diane Corbeil

With Help From

Cindy Taylor, Leslie Bromley, Deanna Black, Lisa Fleet, Minnie Joldersma, Hazel Wainwright



@YKQuilters



Yellowknife Quilters Guild

www.ykquiltersguild.ca

ADVERTISING RATES:

Members for Sale Items FREE

Businesses \$35 full page

\$20 half page

\$10 quarter page

(or equivalent)

