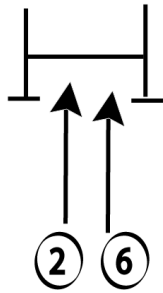


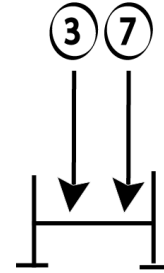

# Northwest Jersey Horse Show, Inc.

## Hunt Seat Equitation Over Fences 2'

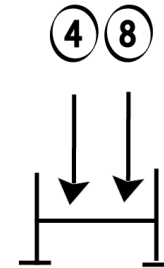
Show Date:



48 Feet



48 Feet



[HSE/18inch]

Pattern Provided by:

w w w . H o r s e S h o w P a t t e r n s . c o m

w w w . H o r s e S h o w P a t t e r n s . c o m

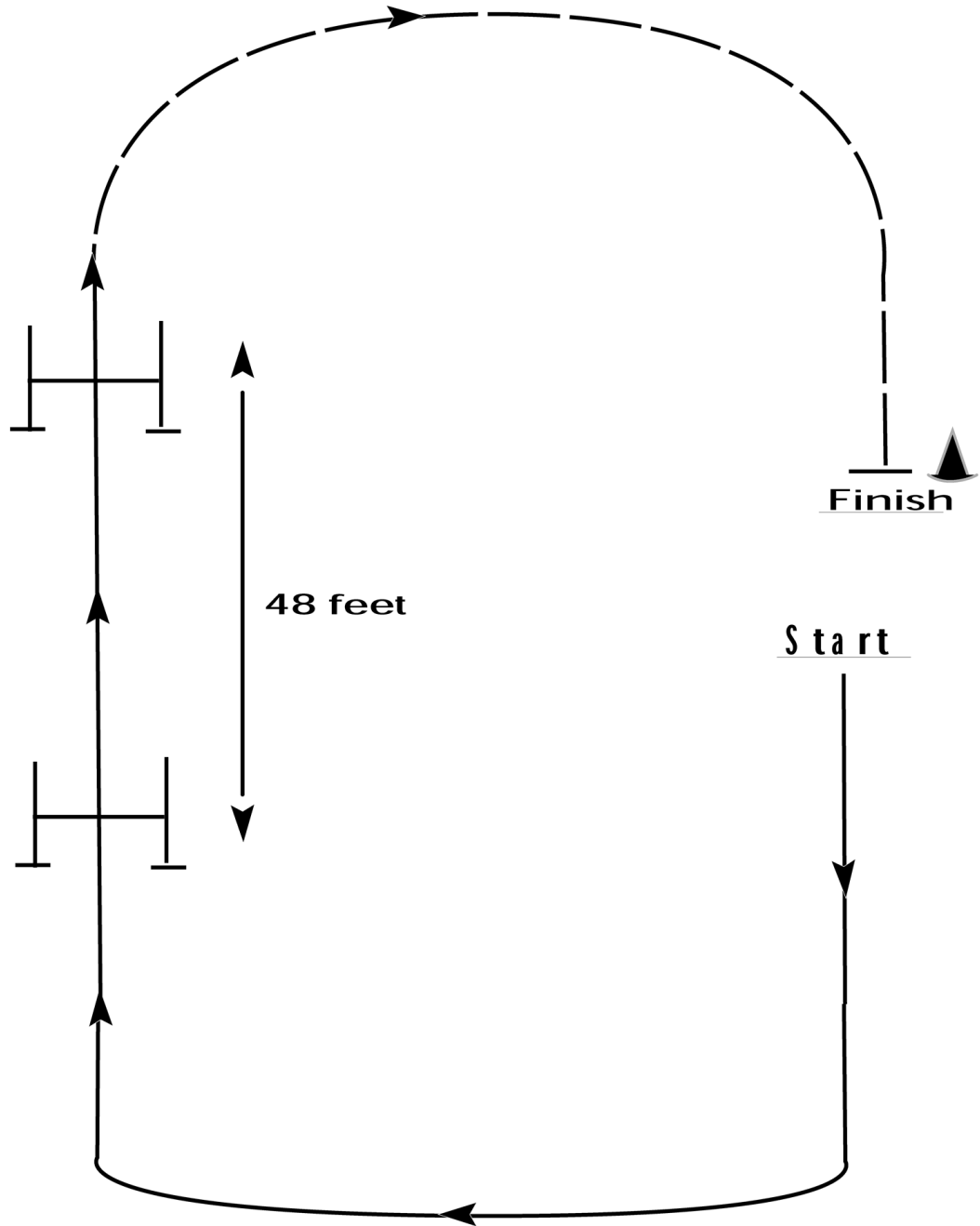
# Northwest Jersey Horse Show, Inc.





## Hunter Hack 2'

Show Date:

www.HorseShowPatterns.com

www.HorseShowPatterns.com



- Canter 
- Back 
- Hand Gallop 
- Marker 

1. Fences are set approximately 48 feet apart.
2. After 2nd fence, hand gallop to marker and stop.
3. Drop your reins to signify completion.

[HH/48-1]

Pattern Provided by:

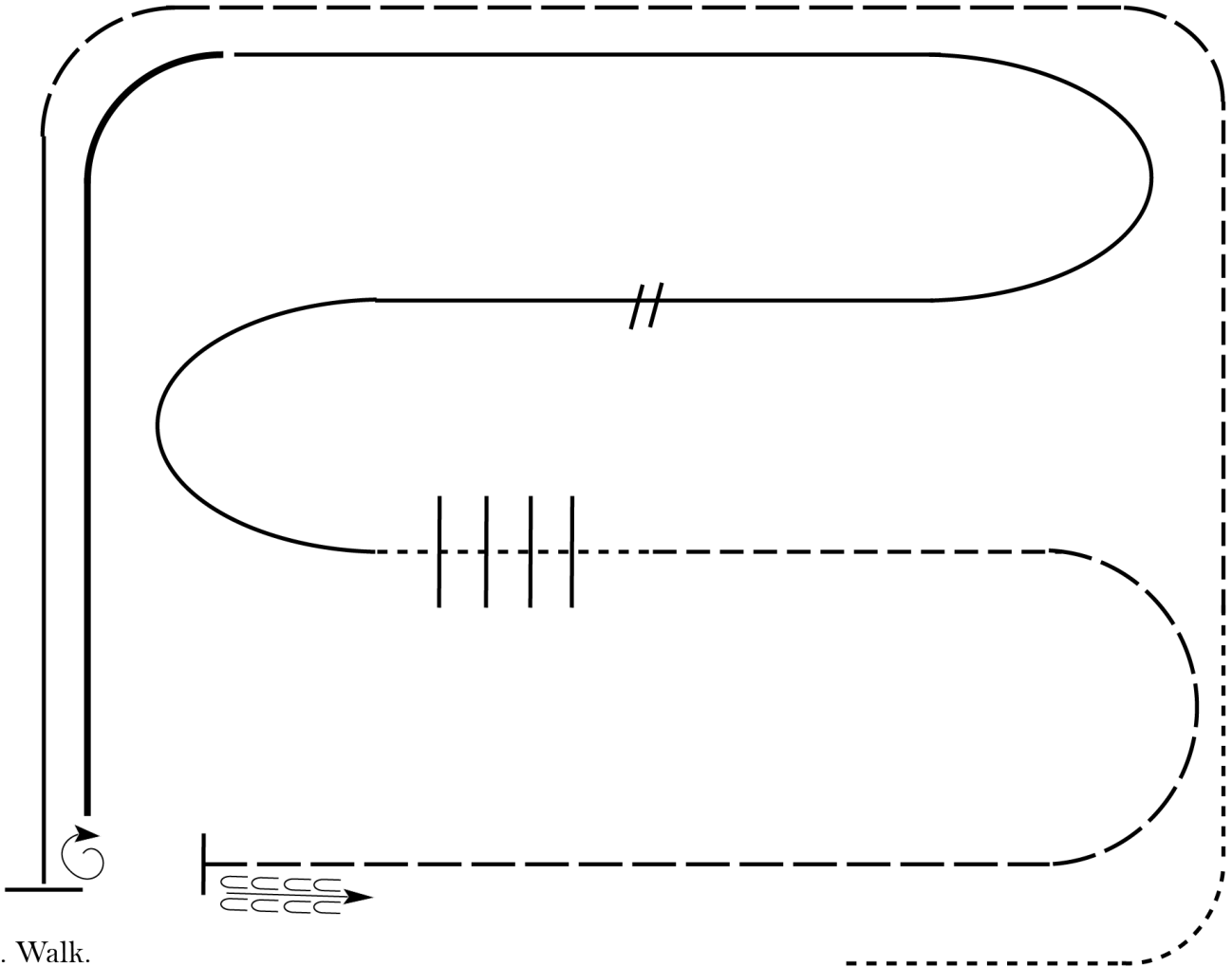
# Northwest Jersey Horse Show, Inc.

## Junior/Adult Western W/J/L Ranch Riding Pattern

Show Date:

www.HorseShowPatterns.com

www.HorseShowPatterns.com



1. Walk.
2. Trot
3. Extended trot.
4. Left lead lope
5. Stop, 1 1/2 turn right
6. Extended lope
7. Collect to working lope-right lead
8. Change leads (simple or flying)
9. Walk
10. Walk over logs
11. Trot
12. Extended trot
13. Stop and back

<b>Walk</b>	-----
<b>Jog</b>	-----
<b>Extended Jog</b>	-----
<b>Lope</b>	-----
<b>Lead Change</b>	//
<b>Back</b>	←←←←←
<b>Marker</b>	(B)

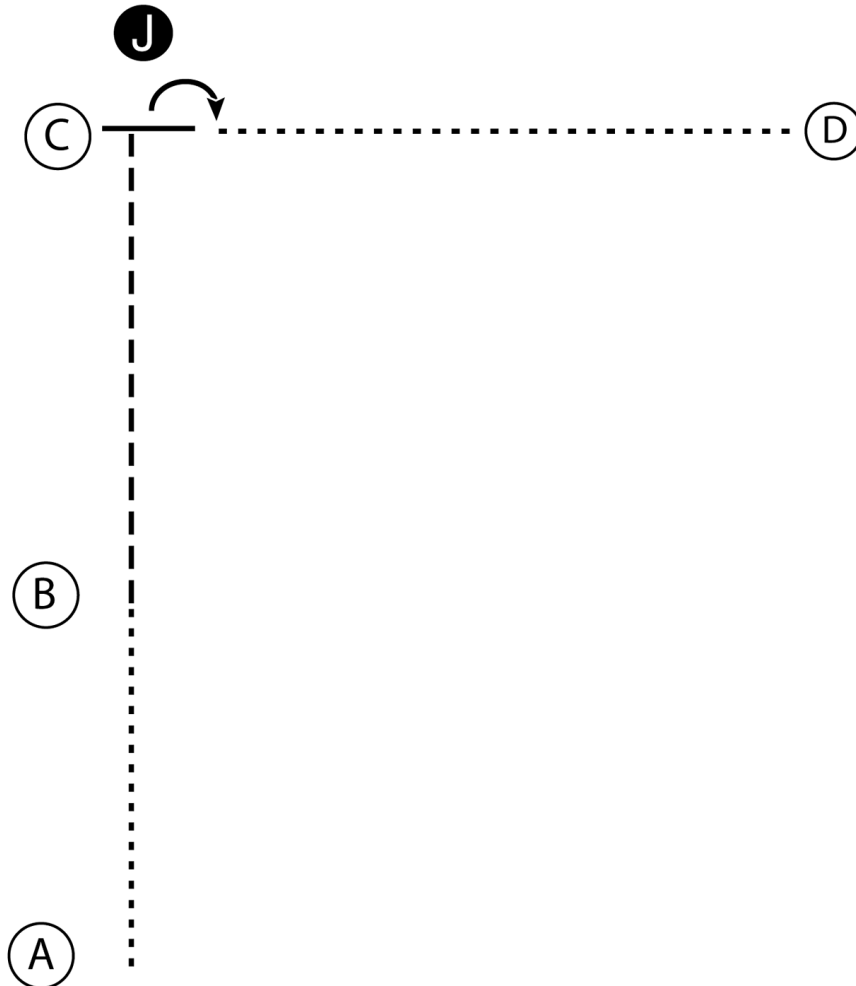
[RR/2]

**Pattern Provided by:**

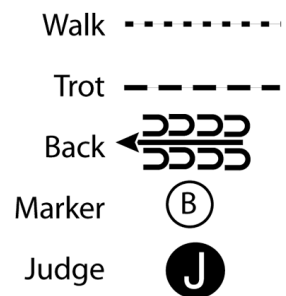
# Northwest Jersey Horse Show, Inc.

## Open English and Western Showmanship

Show Date:



1. Walk from A to B.
2. Trot from B to C.
3. Stop at C and set up for inspection.
4. When dismissed perform a 90 degree turn.
5. Walk to D.

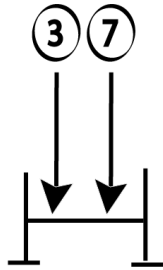


[S/1-4]

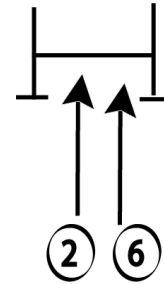
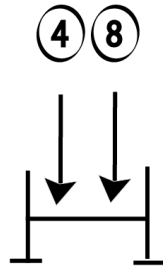
Pattern Provided by:

**Northwest Jersey Horse Show,  
Inc.**  
**Hunt Seat Equitation Over CrossRails 18"**

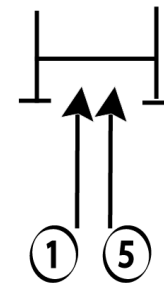
Show Date:



48 Feet



48 Feet



w w w . H o r s e S h o w P a t t e r n s . c o m

w w w . H o r s e S h o w P a t t e r n s . c o m

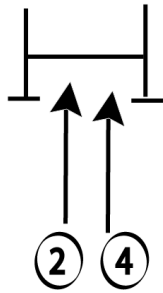
[HSE/20inch]

**Pattern Provided by:**

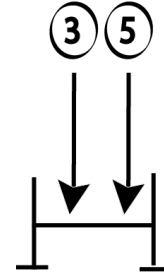

# Northwest Jersey Horse Show, Inc.

## Hunter Over Fences 2'

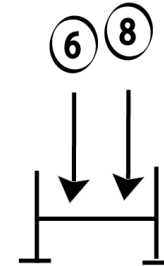
Show Date:



48 Feet



48 Feet



[HSE/2 feet]

Pattern Provided by:

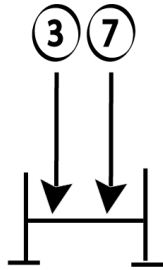
w w w . H o r s e S h o w P a t t e r n s . c o m

w w w . H o r s e S h o w P a t t e r n s . c o m

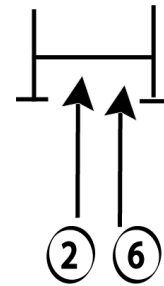
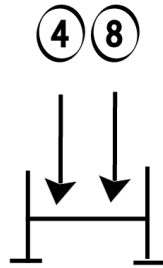
# Northwest Jersey Horse Show, Inc.

## Walk/Trot Groundrails

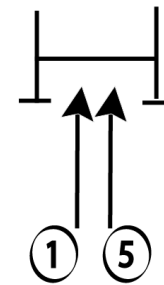
Show Date:



48 Feet



48 Feet



w w w . H o r s e S h o w P a t t e r n s . c o m

w w w . H o r s e S h o w P a t t e r n s . c o m

[HSE/20inch]

Pattern Provided by:

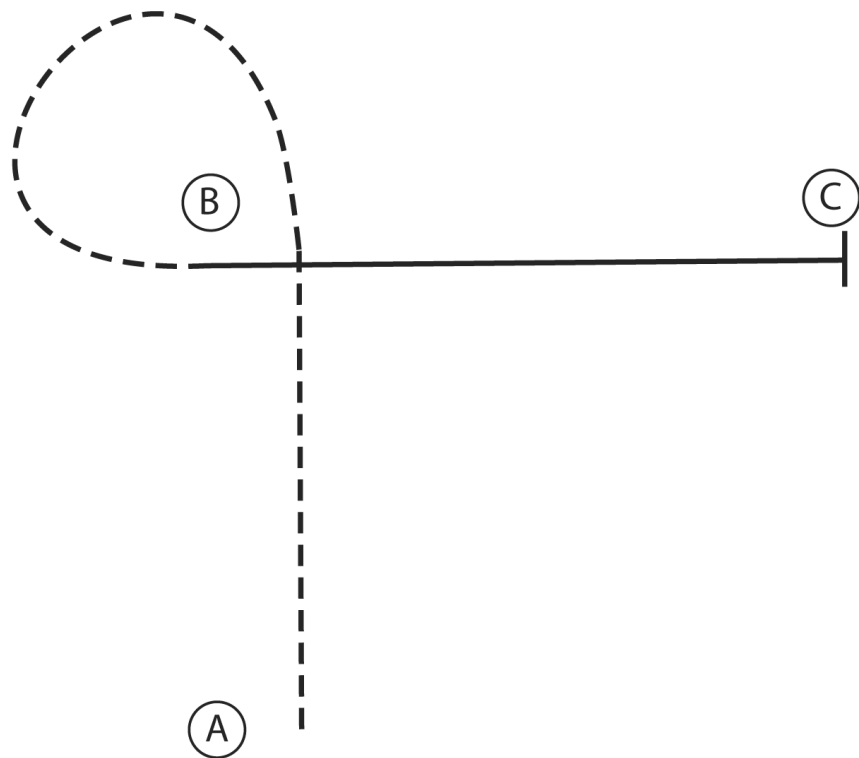
# Northwest Jersey Horse Show, Inc.

## Junior/Adult English Walk/Trot/Canter Pattern

Show Date:

www.HorseShowPatterns.com

www.HorseShowPatterns.com



1. Sitting trot A to B
2. Posting trot around B
3. At B canter on the right lead to C
4. Stop at C

Walk	.....
Trot	-----
Extended Trot	-----
Canter	—————
Leg Yield	
Lead Change	↘ ↙
Back	←←← ←←←
Marker	⊙ B
Sidepass	←-----→

[HSE/1-7]

**Pattern Provided by:**



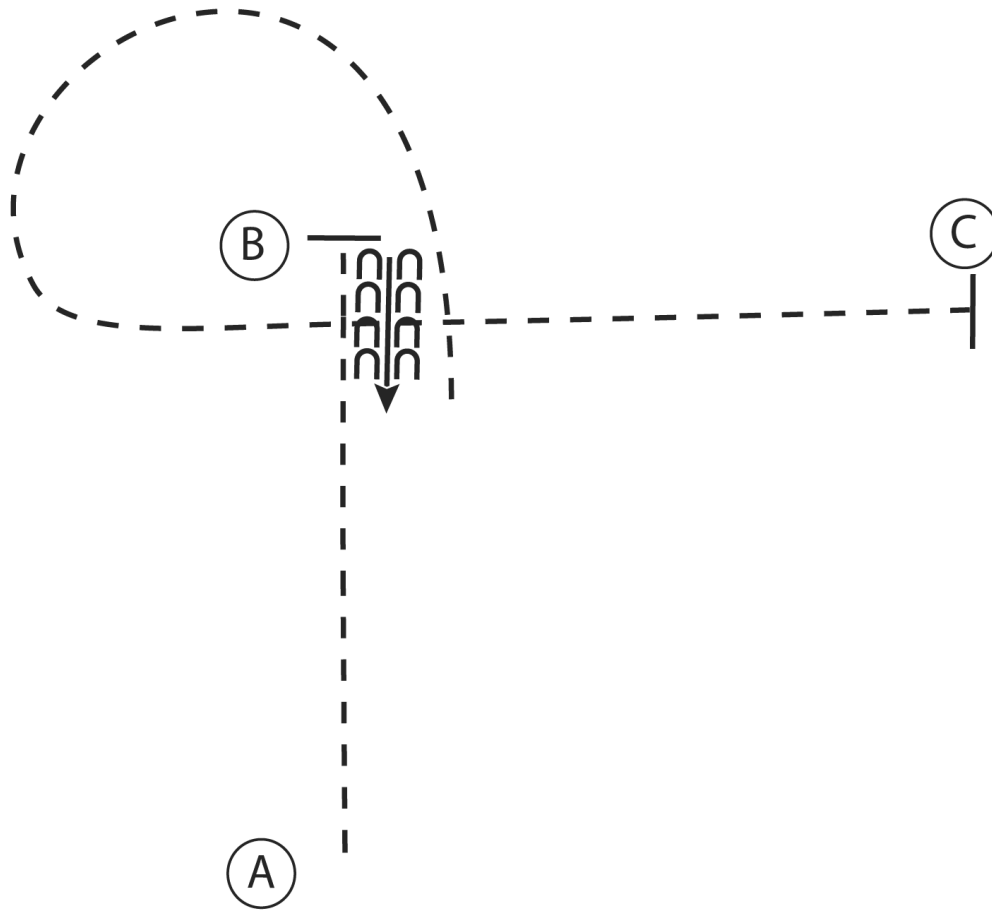
# Northwest Jersey Horse Show, Inc.

## Junior/Adult English Walk/Trot Pattern

Show Date:

w w w . H o r s e S h o w P a t t e r n s . c o m

w w w . H o r s e S h o w P a t t e r n s . c o m



1. Trot A to B
2. At B stop and back 4 steps
3. Trot a circle around B and continue to C
4. Stop at C

Walk	.....
Trot	-----
Extended Trot	-----
Canter	—————
Leg Yield	
Lead Change	↘
Back	←←←←←
Marker	⊙ (B)
Sidepass	←-----←

[HSE/WT-2]

Pattern Provided by: