

Fundamental Music Instruction

Intermediate Songs for Band



Piano

Good Musician Checklist

Are you a good musician? Check and find out!

Do you:

- Keep your instrument clean and well repaired?
 - Have extra reeds, oil, etc. for your instrument?
 - Hold your instrument correctly?
 - Play with good embouchure (mouth shape) and breath control?
- OR**
- Play with good stick positioning?
 - Keep a steady tempo (evenly paced foot-taps)?
 - Keep your chin up and your eyes on your conductor?
 - Practice regularly to keep your skills sharp?

If you can check all of these boxes...
YOU ARE A GOOD MUSICIAN! Congrats!

Welcome to the



Intermediate Workbook – (transition to Advanced level playing)

Now that you have been playing for quite some time, your skills have developed to a point where you can transition from a beginner to an advanced performer. You have learned at least 7 notes and should be playing these with a good sense of Tempo Control (rhythmic accuracy), a pleasing tone, musical phrasing and a legato articulation style. In this book your range of notes will more than double – you will play more advanced rhythms – play faster but still work on a pleasing tone and smooth (legato), controlled phrases.

To make the most progress possible, a student must find a quiet place to practice and get in the habit of truly listening to the sounds being produced. Learning to critique one's sound is the best tool for building a lasting mastery of musicianship on every level. The music in this book is sequential from initial sounds to songs that are appropriate for the first performance. It is designed to go along with the music rehearsed for concert performances so students should work through both sets of music together – many concepts are repeated from this book to ensemble music to help reinforce important aspects of musical development.

Ed Kelly, Fundamental Music Instruction Administrator

Intermediate Workbook

Remember: F# is the black key to the right of F!

Cold Soggy Buns

The first system of musical notation for 'Cold Soggy Buns' is in 4/4 time. The treble clef staff contains a melody of quarter notes: G4 (finger 3), A4 (finger 2), B4 (finger 1), G4, A4, B4. The bass clef staff contains a bass line of chords: I, IV, I, I, IV, I. A red arrow points from the text 'Remember: F# is the black key to the right of F!' to the B4 note in the treble staff.

The second system of musical notation for 'Cold Soggy Buns' continues the melody and bass line. The treble clef staff contains a melody of quarter notes: C5, D5, E5, F#5, G5, A5, B5. The bass clef staff contains a bass line of chords: I, I, IV, IV, I, IV, I. The system concludes with a double bar line.

A diagram of a piano keyboard showing the fingerings for the notes in the second system. The notes are E, F, G, A, B, C, E, F#, G, A, B. The fingerings are: 5, 4, 3, 2, 1, 1, 1, 2, 3, 4, 5.

(C Position)

Which Sounds Right ?


1 2 1 (on A) 2
2 5
Cross pointer over to Bb
3 (move back to C position)

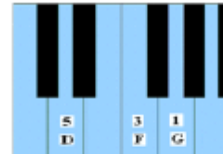
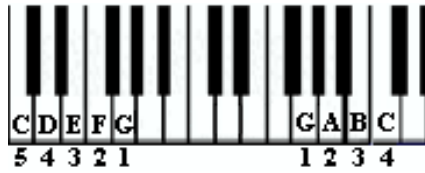
1 2 1 (on A) 2
2 5
Cross pointer over to B natural
3

(E Position)

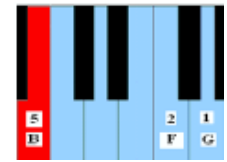
Rain Rain

3
1 5





V chord vs. V7 chord



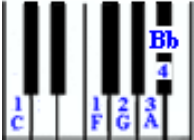
March

(F Position)

Mary 2

Advanced skills on piano include the ability to press the keys using differing styles for both hands - try using a Legato (smooth and connected) style for the Right Hand at the same time you use a short, detached style for the Left (Staccato).

Right Hand Pos.



Hush Little Baby

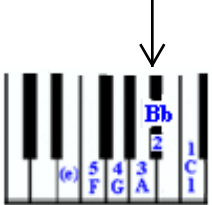
1 3 4

5

move 5 to E

5 Back to F

Remember this black key is a B flat!



Expanding beyond 5 note positions sometimes requires a stretch of pinky and thumb as far 7-8 keys, or sometimes the slide of the entire hand (not a reach) from one position to another.

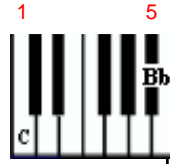
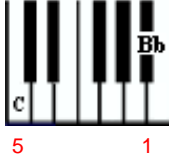
Winnie

The first system of musical notation consists of two staves. The treble clef staff contains a sequence of notes: C4, D4, E4, F4, G4, A4, Bb4, C5. The bass clef staff contains a sequence of notes: C3, Bb2, A2, G2, F2, E2, D2, C2. The notes are grouped into four measures.

Bb/1 + G/2

A/1 + F/3

Hold the A and stretch 5 down to C



The second system of musical notation consists of two staves. The treble clef staff contains a sequence of notes: C4, D4, E4, F4, G4, A4, Bb4, C5. The bass clef staff contains a sequence of notes: C3, Bb2, A2, G2, F2, E2, D2, C2. The notes are grouped into four measures. A red arrow points to the second measure of the bass staff with the text 'Cross 2 over 1'. Above the treble staff, there are two boxes containing the fingerings '1, 1, 1, 1, 1, 1.' and '2, 2, 2, 2, 2, 2.'.

G/1 + E/3

E/3 + C/1

slide up to A/2 + F/4

1st and 2nd Endings - Play to the repeat sign and go back to the beginning, after this play until you get to the #1 ending but this time skip over the 1st ending and play the chord under the # 2 ending instead (2nd ending).

(C Position)

Dreydle 2

The first system of musical notation consists of two staves. The upper staff is in treble clef and contains a sequence of notes: C4, D4, E4, F4, G4, A4, B4, C5, followed by a whole rest. The lower staff is in bass clef and contains a sequence of chords: C major, D minor, E major, F major, G major, A major, B major, and C major, each followed by a whole rest.

1 2 1
3 4 3
5 5

The second system of musical notation consists of two staves. The upper staff is in treble clef and contains a sequence of notes: C4, D4, E4, F4, G4, A4, B4, C5, followed by a whole rest. The lower staff is in bass clef and contains a sequence of chords: C major, D minor, E major, F major, G major, A major, B major, and C major, each followed by a whole rest.

1 2 1 2 1
3 4 3 4 3
5 5



C Chord and Dm Chord



Camptown Races

The first system of musical notation for 'Camptown Races' consists of two staves. The treble clef staff contains a melody of quarter notes: G4, A4, B4, C5, B4, A4, G4, F4, E4, D4. The bass clef staff contains a bass line with chords and rhythmic patterns. The chords are labeled as I, IV, I, I, V7, I, V7. A red annotation '4 on G' is placed in the treble staff above the first measure.

The second system of musical notation for 'Camptown Races' consists of two staves. The treble clef staff continues the melody: G4, A4, B4, C5, B4, A4, G4, F4, E4, D4. The bass clef staff contains a bass line with chords and rhythmic patterns. The chords are labeled as I, IV, I, V7, I, V7, I. A red annotation '1' is placed in the treble staff above the first measure of the third measure. A red annotation '2' is placed in the treble staff above the second measure of the third measure. A red annotation '1' is placed in the treble staff above the first measure of the fourth measure. A red arrow points from the text 'move 3 over to E' to the second measure of the third measure.

Twinkle Twinkle

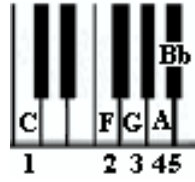
Fine

D.C. al Fine



These are "Broken Chords" - this one uses the notes of a I Chord.


D.C. al Fine means "Go to the beginning and play until Fine (Finished)".



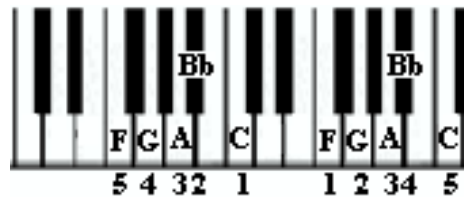
Right Hand Position

Good Night Ladies

Change Hand Position to E



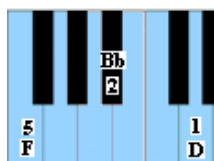
(F Position)



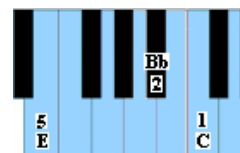
Whose on First



(I Chord in F Position)



(IV Chord in F Position)



(V7 Chord in F Position)

Angels We Have Heard on High

5th 6th 5th

3 2 3 5
1 1 1 3

5 5 5 5
3 2 1 3 2 1

(C#) (B)

Move left to F position

Move Pinky down to F

3

I V I V7 I

Move left back to C position

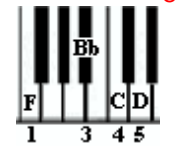
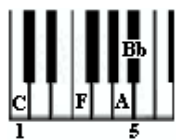
"Parallel Thirds" Fingers

5 4 3
3 2 1

Here Comes the Bride

1. F Position

F/A C/Bb F/A F/D C Bb



2. C Position

C/F C1/A5 E1/C5 D1/A4 F2 D1 E2/G4 E/A C1/F3

C5/A1 D2/F4 B5/G1 C5/Bb1 F1/A3



This song moves hand positions often - follow all the fingering suggestions, practice 1 hand at a time until all the shifting becomes comfortable.

Sing Noel

4 to G

C Position

V I

E5 / C1

F4 / C1

Slide quickly to C pos.

Octave G's (8 keys apart)

C Position

Detailed description: This musical score for 'Sing Noel' is written for guitar. It features a treble clef with a melody line and a bass clef with a bass line. The piece starts in the C position. The first measure is marked 'C Position'. The second measure contains a V (Vivace) and I (First ending) marking. The third and fourth measures are marked 'E5 / C1' and 'F4 / C1' respectively. An arrow points to the fourth measure with the instruction 'Slide quickly to C pos.'. The fifth and sixth measures are marked 'Octave G's (8 keys apart)'. The final measure is marked 'C Position'.

Peace is Flowing

A5

4

1 2 3 4

4 3 2 1 3 4

F Position

Pass thumb under pointer

move 2 to A

move 3 to A

Detailed description: This musical score for 'Peace is Flowing' is written for guitar. It features a treble clef with a melody line and a bass clef with a bass line. The piece starts in the F position. The first measure is marked 'A5'. The second measure is marked '4'. The third measure has a '1' marking. The fourth measure has a '2' marking. The fifth measure has a '4' marking. The sixth measure has a '2' marking. The seventh measure has a '1' marking. The eighth measure has a '2' marking. The ninth measure has a '3' marking. The tenth measure has a '5' marking. The eleventh measure has a '3' marking. The twelfth measure has a '2' marking. An arrow points to the third measure with the instruction 'Pass thumb under pointer'. An arrow points to the eighth measure with the instruction 'move 2 to A'. An arrow points to the tenth measure with the instruction 'move 3 to A'. The twelfth measure has a '4' marking. The thirteenth measure has a '3' marking. The fourteenth measure has a '2' marking. The fifteenth measure has a '1' marking. The sixteenth measure has a '3' marking. The seventeenth measure has a '4' marking.



Right Hand position

1 2

(Stay in F position)

Pass thumb under 2

4 2 1 2 3 5 1 2 3/5

America

Thumb to B

Pinky on E

to C position

1
2

B1 / F/4

1 2
3 4 A5
C1

1 1 1 1 1 2
4 3 2 3 5 5

The image displays a musical score for the song "America" in 3/4 time, consisting of three systems of music. The first system shows the initial melody and bass line. The second system continues the piece, including a chord change to B1 / F/4. The third system concludes the piece with a final chord change to A5 and C1, and a double bar line. Red annotations provide specific instructions: "Thumb to B" points to the first measure of the first system; "Pinky on E" is noted below the first measure; "to C position" points to the second measure of the second system; and "1 2" and "1 3" are placed above the notes in the second and third measures of the second system. Fingerings are indicated by numbers 1-5 below the notes in the final system.

This is another song that requires quick but graceful shifting from position to position - practice slowly and only build speed when you are able to do the movements without hesitation.

King of Glory

The first system of musical notation for 'King of Glory' consists of two staves. The treble clef staff contains a melody of eighth and quarter notes. The bass clef staff contains a bass line with eighth and quarter notes. A red '3' is written above the third measure of the bass line, with an arrow pointing to the third finger on the A string.

2 on A
Pass thumb under to G

Cross 2 over 1 for A Pass thumb under to G

Move left to F pos.

The second system of musical notation continues the piece. The treble clef staff features a series of chords and moving lines. The bass clef staff continues with a steady bass line. A red arrow points from the text 'Move to D pos.' to the second measure of the bass line.

Move to D pos.

The third system of musical notation concludes the piece. The treble clef staff has a final melodic phrase. The bass clef staff ends with a final chord. A red arrow points from the text 'Move to F pos.' to the second measure of the bass line. Another red arrow points from the text 'Quickly slide to C position' to the final measure of the bass line. The piece ends with a double bar line and a 3/4 time signature.

Move to F pos.

Quickly slide to C position

Over the River

To F pos.

To C pos.

The first system of musical notation is in 3/4 time. The treble clef staff contains a melody of quarter notes: C4, D4, E4, F4, G4, A4, B4, C5. The bass clef staff contains a bass line of quarter notes: C3, D3, E3, F3, G3, A3, B3, C4. Chord symbols are placed below the bass line: I, IV, (D Chord), I. A red annotation 'To F pos.' with an arrow points to the F4 note in the treble staff. A red annotation 'To C pos.' with an arrow points to the C5 note in the treble staff. A red annotation 'E/1 G2' is placed above the treble staff, with a bracket connecting it to the E4 and G4 notes.

The first ending system of musical notation is in 3/4 time. The treble clef staff contains a melody of quarter notes: C4, D4, E4, F4, G4, A4, B4, C5. The bass clef staff contains a bass line of quarter notes: C3, D3, E3, F3, G3, A3, B3, C4. Chord symbols are placed below the bass line: V7, I, F#. A red annotation 'F#' is placed below the bass line. A red annotation '1 2 1 2' is placed below the bass line. A first ending bracket is shown above the treble staff, starting at the beginning of the system and ending at the final measure.

The second ending system of musical notation is in 4/4 time. The treble clef staff contains a melody of quarter notes: C4, D4, E4, F4, G4, A4, B4, C5. The bass clef staff contains a bass line of quarter notes: C3, D3, E3, F3, G3, A3, B3, C4. Chord symbols are placed below the bass line: IV, I, A, C, E. A red annotation 'To C pos.' with an arrow points to the C5 note in the treble staff. A second ending bracket is shown above the treble staff, starting at the beginning of the system and ending at the final measure.

Go Tell it on the Mountain

Key Signatures tell you which notes will be flat or sharp

(This is a Bb - the flat sign appears in the "Key Signature")

1 2
1 2 4
1 2 5
1 3
1 2

Fine *look below

To F pos.

* *D.C. al Fine*

*

2 4 4 5 4 2 3 4
1 2 2 3 2 1 1

Remember: DC al Fine means to play again from the beginning and stop at the word Fine (finished).

For The Beauty of the Earth

1 2 1
5 2 1
1 5 3
5 2 1

To D pos.

2 1 2 3 2
4 4 5 4

Detailed description: This system of music consists of two staves. The treble clef staff begins with a key signature of one sharp (F#) and contains a melodic line with a slur over the first three notes. The bass clef staff provides a harmonic accompaniment. Red fingering numbers are placed above and below the notes. An arrow points to the key signature with the text 'To D pos.'.

This key signature is telling you all the F's are sharp - (1 key to the right).

To D pos.

To G pos.

4 3 2 3 4 3
1 1 1 1

1

Detailed description: This system continues the piece. The treble clef staff has a slur over the first four notes. The bass clef staff continues the accompaniment. Red fingering numbers are present. An arrow points to the key signature with the text 'To D pos.'. At the end of the system, the key signature changes to two sharps (F# and C#), and an arrow points to it with the text 'To G pos.'.

Frosty the Snowman

To G pos.

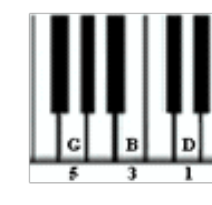
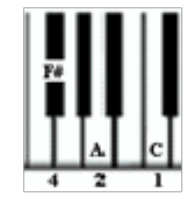
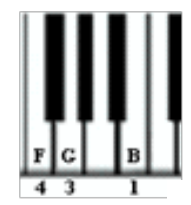
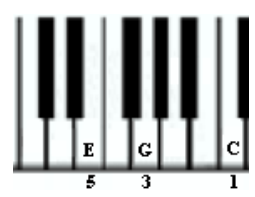
3 on F 2 5 on C#

1. 2. Fine

To F pos. 1 on E

D.C. al Coda

V7 of C





Parallel 3rds - 4 3 4 3
2 1 2 1

Little Drummer Boy

This (left) is one suggestion for fingerings - it does include a good deal of shifting and is considered good technique - you may also try the example to the right.

Musical score for the first system, consisting of two staves (treble and bass clef). The piece is in 3/4 time. The first four measures are marked with red text below the bass staff: (C pos.), (F pos.), (C pos.), and (G pos.). Fingerings are indicated by red numbers 1-5.

Measure 1: Treble clef has a quarter note G4, quarter note A4, quarter note B4. Bass clef has a quarter note C3, quarter note E3, quarter note G3. Fingering: 5 1 (treble), 1 (bass).
 Measure 2: Treble clef has a quarter note A4, quarter note B4, quarter note C5. Bass clef has a quarter note F3, quarter note A3, quarter note C4. Fingering: 4 1 (treble), 1 (bass).
 Measure 3: Treble clef has a quarter note B4, quarter note A4, quarter note G4. Bass clef has a quarter note G3, quarter note B3, quarter note D4. Fingering: 5 1 (treble), 2 1 (bass).
 Measure 4: Treble clef has a quarter note A4, quarter note G4, quarter note F4. Bass clef has a quarter note F3, quarter note A3, quarter note C4. Fingering: 5 1 (treble), 2 1 (bass).
 Measure 5: Treble clef has a quarter note G4, quarter note A4, quarter note B4. Bass clef has a quarter note C3, quarter note E3, quarter note G3. Fingering: 5 1 (treble), 2 1 (bass).
 Measure 6: Treble clef has a quarter note A4, quarter note B4, quarter note C5. Bass clef has a quarter note F3, quarter note A3, quarter note C4. Fingering: 5 1 (treble), 2 1 (bass).
 Measure 7: Treble clef has a quarter note B4, quarter note A4, quarter note G4. Bass clef has a quarter note G3, quarter note B3, quarter note D4. Fingering: 5 1 (treble), 2 1 (bass).
 Measure 8: Treble clef has a quarter note A4, quarter note G4, quarter note F4. Bass clef has a quarter note F3, quarter note A3, quarter note C4. Fingering: 5 1 (treble), 2 1 (bass).

Musical score for the second system, consisting of two staves (treble and bass clef). The piece is in 3/4 time. The first measure is marked (C pos.). The subsequent measures are marked with Roman numerals: V, I, V7, and I. A red arrow points to the first measure of the V chord with the text "move 3 over to D".

Measure 1: Treble clef has a quarter note G4, quarter note A4, quarter note B4. Bass clef has a quarter note C3, quarter note E3, quarter note G3. Fingering: 3 1 (treble), 2 3 1 (bass).
 Measure 2: Treble clef has a quarter note A4, quarter note B4, quarter note C5. Bass clef has a quarter note F3, quarter note A3, quarter note C4. Fingering: 3 1 (treble), 2 3 1 (bass).
 Measure 3: Treble clef has a quarter note B4, quarter note A4, quarter note G4. Bass clef has a quarter note G3, quarter note B3, quarter note D4. Fingering: 3 1 (treble), 2 3 1 (bass).
 Measure 4: Treble clef has a quarter note A4, quarter note G4, quarter note F4. Bass clef has a quarter note F3, quarter note A3, quarter note C4. Fingering: 3 1 (treble), 2 3 1 (bass).
 Measure 5: Treble clef has a quarter note G4, quarter note A4, quarter note B4. Bass clef has a quarter note C3, quarter note E3, quarter note G3. Fingering: 3 1 (treble), 2 3 1 (bass).
 Measure 6: Treble clef has a quarter note A4, quarter note B4, quarter note C5. Bass clef has a quarter note F3, quarter note A3, quarter note C4. Fingering: 3 1 (treble), 2 3 1 (bass).
 Measure 7: Treble clef has a quarter note B4, quarter note A4, quarter note G4. Bass clef has a quarter note G3, quarter note B3, quarter note D4. Fingering: 3 1 (treble), 2 3 1 (bass).
 Measure 8: Treble clef has a quarter note A4, quarter note G4, quarter note F4. Bass clef has a quarter note F3, quarter note A3, quarter note C4. Fingering: 3 1 (treble), 2 3 1 (bass).

Silent Night

The first system of musical notation for 'Silent Night' is in 3/4 time. It consists of two staves: a treble clef staff and a bass clef staff. The treble staff begins with a half note G4 (finger 4) and a quarter note A4 (finger 5), followed by a half note G4. The bass staff begins with a half note G2 (finger 3). A long slur covers the first four measures. Chord labels in red are: D5 F1 (measures 5-6), B3 F1 (measure 7), C4 G2 (measure 8), and G3 E1 (measure 9).

The second system of musical notation continues the piece. The treble staff has a half note A4 (finger 2) and a quarter note C5 (finger 1), followed by a half note G2 (finger 2) and a quarter note E1 (finger 1). The bass staff has a half note G2 (finger 1). A long slur covers the first four measures. Red annotations include: 'Shift up' with an arrow pointing to the C5 note; 'Shift up to F Pos.' with an arrow pointing to the G2 note; and 'Shift up' with an arrow pointing to the end of the system.

The third system of musical notation concludes the piece. The treble staff has a half note D3 (finger 1) and a quarter note F5 (finger 1), followed by a half note C3 (finger 1) and a quarter note E5 (finger 1), then a half note C5 and a quarter note G2 (finger 2), and finally a half note E1 (finger 1) and a quarter note G2 (finger 5). The bass staff has a half note B1 (finger 1) and a quarter note B1 (finger 1), followed by a half note G1 (finger 1) and a quarter note G1 (finger 1), then a half note G1 (finger 1) and a quarter note G1 (finger 1), and finally a half note G1 (finger 1) and a quarter note G1 (finger 1). A long slur covers the first four measures. Red annotations include: 'Shift down' with an arrow pointing to the E1 note. At the bottom right, there are red fingerings: 1 2 3 over 3 5 1.

Deck the Halls

cross 2 over 1
(and Back)

The first system of musical notation for 'Deck the Halls' is in 3/4 time. The treble clef staff contains a melodic line with a dotted quarter note followed by eighth notes, and a final quarter note. The bass clef staff contains a bass line with a dotted quarter note followed by eighth notes, and a final quarter note. A yellow box labeled 'Deck the Halls' is positioned above the first measure. A yellow box labeled 'cross 2 over 1 (and Back)' is positioned above the final measure, with two arrows pointing to the final notes of the treble and bass staves.

The second system of musical notation continues the piece. The treble clef staff features a melodic line with a dotted quarter note, eighth notes, and a final quarter note. The bass clef staff contains a bass line with a dotted quarter note, eighth notes, and a final quarter note. A yellow box labeled 'Deck the Halls' is positioned above the first measure. A yellow box labeled 'cross 2 over 1 (and Back)' is positioned above the final measure, with two arrows pointing to the final notes of the treble and bass staves. Red annotations include 'Pass Thumb under' with an arrow pointing to the second measure of the treble staff, 'move 1 to D' with an arrow pointing to the first measure of the treble staff, and 'move 3 to F' with an arrow pointing to the first measure of the bass staff. Fingering numbers '2 3 1 2' are written in red below the treble staff in the second measure.

The third system of musical notation concludes the piece. The treble clef staff contains a melodic line with a dotted quarter note, eighth notes, and a final quarter note. The bass clef staff contains a bass line with a dotted quarter note, eighth notes, and a final quarter note. A yellow box labeled 'Deck the Halls' is positioned above the first measure. A yellow box labeled 'cross 2 over 1 (and Back)' is positioned above the final measure, with two arrows pointing to the final notes of the treble and bass staves. A red annotation 'C position' is written in red below the first measure of the treble staff. The piece ends with a double bar line and a 3/4 time signature.

Away in the Manger

(Scale Fingerings)

1.

C5 Bb4 3 1 3 2 1

Cross 3 over 1

F pos. D5 F3 Bb1 C5

F2 A3 C5

F pos.

2.

F1 G3 D1

D5 Bb1 C5 Bb1 G3 A2 F4

F pos.

Joy to the World

Musical notation for the first system of 'Joy to the World'. The piece is in 2/4 time with a key signature of one flat (Bb). The system consists of two staves: a treble clef staff and a bass clef staff. The treble staff contains a melodic line with a slur over the first four measures. Chord labels above the notes are C5 E1, B4 E1, and G2 E1. A red arrow labeled 'C pos.' points to the fourth measure, and another red arrow labeled 'to F pos.' points to the eighth measure. The number '4' is written above the fourth measure, and '2' is written above the eighth measure. The system ends with a double bar line.

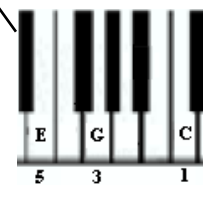
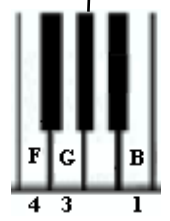
Musical notation for the second system of 'Joy to the World'. The system consists of two staves. The treble staff has a slur over the first six measures. Chord labels above the notes are C5 and B4. A blue box labeled 'Scale Fingerings' is positioned below the first measure. Red arrows labeled 'cross 3 over 1' point to the eighth and tenth measures. The system ends with a double bar line.

Musical notation for the third system of 'Joy to the World'. The system consists of two staves. The treble staff has a slur over the first four measures. Chord labels above the notes are C5 and A3. A blue box labeled 'cross 3 over 1' is positioned below the eighth measure. The system ends with a double bar line.

Hark The Herald

The first system of the musical score consists of two staves. The treble clef staff contains a melodic line with a slur over the first two measures. The bass clef staff contains a bass line with chords. Red annotations include: 'To F pos.' with an arrow pointing to the third measure of the treble staff; 'Back to C pos.' with an arrow pointing to the fourth measure of the treble staff; and fingering numbers (1, 2, 3, 4, 5) for various notes in both staves.

The second system of the musical score consists of two staves. The treble clef staff contains a melodic line with a slur over the first two measures. The bass clef staff contains a bass line with chords. Red annotations include: 'C5 E1' above the first measure of the treble staff; '2' above the second measure; '1 3' above the third and fourth measures; '(F pos.)' above the fifth measure; 'Slide Pinky down for C' with an arrow pointing to the eighth measure of the bass staff; and 'Bb1 C5' above the eighth measure of the bass staff. Chord symbols 'I', 'V7', and 'I' are placed below the bass staff.

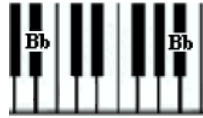


Notice this is the same note with a change in fingering!

(F pos.)

4 1, 4 2, 3 1, D5 F1, C5 F#1, Bb4 G2, A3 F#1, Bb4 G2, G2 E1, 2

Octave Bb's



G4 C1, A5 F3, 1 4, 1 5, 1 4, 1 3

↑
 This is a shift of hands -
 generally accepted as correct
 technique for these
 combinations of notes