

FWDP Newsletter

Volume 34 Issue 1 January 2019

**Fort Worth Decorative Painters is a Chapter
of the Society of Decorative Painters
Celebrating 34 Years**



Welcome back everyone! Sharlene said it best last year: As we look forward we can also reflect on the past with gratitude. Gratitude to be part of a group who works together to learn new painting techniques and styles and shares that knowledge with each other. Strength comes in numbers. Each of us adds to the strength of our group by the part we play. Through the efforts of fellow members every year we enjoy monthly projects, Saturday paint days, seminars and Christmas party, not to mention the friendships and occasional road trip. I encourage you to always be willing to step up and volunteer, or say yes when asked, when we need another pair of hands. You'll get back more than you give!

Thank you Yvonne and your committee for the wonderful Christmas Party. See an article she wrote elsewhere in this newsletter. It was so much fun and the "denim and diamonds" were spectacular.

In November we painted a primitive Santa on a barrel stave. Hope everyone finished theirs in time for Christmas decorating,

The votes are in and Connie has scheduled the meeting programs for the year. Also the top two projects voted for Saturday Paint days will be scheduled. Thank you everyone that brought items to present for this year in November. We had so many good projects! If yours did not get scheduled this year, be sure to bring them back next year. If you haven't paid your dues yet this year, please see Juanita at the next meeting.

Thank you for giving me the opportunity to be your President for the year. Let's all come, participate, paint and have fun! That is what this is all about. As I go thru a difficult time, I would like to see us just get along and have fun and everyone work together.

Thanks & Many happy days of painting,
Nancy


Attention Board Members:

**There WILL BE a board meeting before the
January meeting. Please be there by 5 pm.**

**Please note the January meeting is the 4th Monday
due to the Botanic Gardens being closed on Martin Luther King Day.**

Meeting is January 28, 2019


FWDP supports the Society of Decorative Painters. Dues are \$60/year. You must be a member of SDP to belong to FWP.
Visit the website at: www.decorativepainters.org



**Remember to wear
your nametag to
meetings**

Sunshine—

Sunshine - Suzane Godley



Treasurer's Report—Louise Smith

As of January 9

Checking. 4,330.56

M M. 3,711.79

Total. 8,042.35

Items for Newsletter

If you bring a homemade food item to the meeting, please share it.....bring me a copy or send by email so I can put it in the newsletter. Also if you attend seminars, classes etc. please sent photos for newsletter.



Memory Boxes—Judy Wallis

Keep painting those boxes. Our supply is low. It has been requested that we paint the boxes in pastel colors and no black.

Please, everyone bring painted boxes back. Thank You!!

GOD BLESS YOU

Monthly Raffles

Great raffle at November chapter meeting.

Connie, Peggy, Dusti and Sharlene have volunteered to bring raffle items in January.

Thank you.
Janie

Membership

Dues are due! We had 26 members in 2018. So far 20 have paid their dues for 2019. Can we beat last year?

Website & PR

The newsletter is posted on the website, as is other Chapter information. Monthly articles are sent to area newspapers with our Chapter meeting date, time and project. If you know of a neighborhood paper that I can send an article for print, please contact me with the information. Thank you.



HOSPITALITY - Armida Guzman

The following are the names of those who volunteered to bring goodies for the January meeting. A big thank you to those who brought goodies in November.



MAIN: Beth—Soup
Bread & Butter—Peggy
Cheese, sour cream, etc.—Nancy
Dusti & Louise—Desserts

If you find you cannot bring the dish you signed up for, please call or email Armida so she can find someone else to bring it.

For those who were scheduled to bring something in November and were unable to participate, are always welcomed to bring something in January.

See you! ARMIDA

2018 Board

Elected Officers:

President –	Nancy Genetti
VP Programs –	Connie Alexander
Treasurer –	Louise Smith
Secretary ---	Peggy Thomas
Membership --	Juanita Munoz

Committees:

Christmas Party:	Sharlene King
Hospitality/Table Attendant:	Armida Guzman
Monthly Raffle:	Janie Wood
Website/Publicity:	Suzane Godley
Parliamentarian:	Yvonne Lowrie
Saturday Specials	Dusti Dancer
Seminars	Board
Sunshine/Birthdays:	Suzane Godley
Memory Boxes	Judy Wallis



Hopefully we will catch Juanita at a meeting and post a photo of the entire Elected board.

PROJECT NEWS

You have spoken and clearly you love Christmas projects! The seven meeting projects you chose for the year include 4 with Christmas themes. We will have one Halloween project and two "springy" themed pieces. These choices gathered the top votes. Since the Newsletter deadline came so close to the Joint Board Meeting, the month a specific project is taught may be changed as I am able to contact each teacher about their schedule. I will try and have a confirmed date from everyone at the January Meeting.

Our January teacher will be Peggy Thomas who will teach a Santa on a clipboard. If you don't have time to buy one, check your wood stash, paint the background black and adapt the pattern. All of us have an unfinished project, (seriously-we all have JUST ONE unfinished piece?) so bring one to work on if you don't plan to do the Santa project.

Dusti Dancer will teach in February. I love Barb Jones' Snow Jobs patterns. Dusti will teach her snowman Santa on a glass brick. Save your Hobby Lobby coupons, (regularly \$9.99) for a craft version of the glass brick that has holes cut into it for lights. You may also find glass bricks at home improvement stores. The dimensions are 4" high x 8" wide x 3" deep. You will need Dried Basil Green for the background. If you don't have it, substitute Soft Sage or Reindeer Moss Green with a touch of Buttermilk. Remember that Americana has a page for mixing discontinued colors, so relax if you can't find these, plus you have time to shop before February.

January Project

Design by Renee Mullins

Taught by Peggy Thomas

Peggy did hers on a clipboard. You can put it on surface of choice. Prep and pattern follow on text pages.



Paint - DecoArt

Avocado
 Black Green
 Black Plum
 Burnt Sienna
 Burnt Umber
 Buttermilk
 Camel
 Country Red
 Deep Midnight Blue
 Fiery Red
 French Grey Blue
 Hauser Green Light
 Hauser Medium Green
 Jade Green
 Lamp Black
 Marigold
 Milk Chocolate
 Mocha
 Sable Brown
 Titanium White

Base coat:

Background	Lamp Black
Face	Mocha
Cape	Camel
Santa's Hat and Sleeves	Country Red
House	French Grey Blue
Cuff and Hat Fur	Sable Brown
Santa's Beard and Hair and Mustache	Buttermilk
Mittens	Jade Green



© Benie Mullins 2009

Backpacks for Children

This year SDP has taken on a project of painting back packs for children in the Wichita area that have been taken out of the home by CPS. These will be displayed at the Chapter gathering and there will be a prize for the one with the most votes. This takes the place of members painting an item and trading it at the gathering and having many door prizes that were not needed. This is a much more worth while project.



We are not taking this on as a chapter project but if you would like to paint one or more for the children, I will have some back packs at the January meeting. They are various colors and any design a child might like is fine. I will make sure that they are delivered to the SDP conference in May.

I purchased these back packs myself, but if you would like to make a donation they are \$5.00 each. I would like to be able to take quite a few back packs to represent DFW area!



Box painted by Sandra Perry and Connie Bartch. This will be a joint raffle item with Bluebonnet Chapter.

Yvonne and Mary Helen will be in charge of the tickets. More information to come.



2019 Meeting Projects

Months the projects will be taught in may change.


If you are teaching a project and have a better photo of it, please send it to me for the February newsletter.



January—Peggy



May—Sharlene



February—Dusti



April—Nancy



November—Peggy



Beth



October—Dusti

Saturday Paint Days

The two projects voted on for Saturday Paint days are below. We will be scheduling dates soon. We would also like to add one or two UFO days and will be scheduling those also. Dusti



Seminar

After counting the votes from the November meeting we will be making arrangements with Lynn Andrews for a seminar. Dates will be announced soon.



Chapter Meeting
Fort Worth Decorative Painters of SDP
November 19, 2018

The Chapter meeting of the Fort Worth Decorative Painters was called to order at 6:35 p.m. November 19, 2018 at the Fort Worth Botanic Garden meeting room. A quorum was present. Sharlene King served as Chairman and Peggy Thomas served as recording secretary.

President – Sharlene King

Secretary – Peggy Thomas The minutes of the previous meeting were to stand as printed.

Treasurer Report – Louise Smith The checking account has a balance of \$3,994.31 and a savings account balance of \$3,711.67 for a total of \$7,705.98.

Christmas Party – Yvonne Lowrie Yvonne gave an update on the plans for the Christmas Party. The theme is Denim, Diamonds, and Desserts. Everyone is to bring a (small) dessert to share and wear their denim. Bring the denim star ornament for the tree and the gifts of five ornaments. Reservations need to be made tonight.

Programs – Nancy Genetti Nancy is teaching the Santa on a stave board tonight. Several brought projects to be voted on for projects for next year.

Newsletter – Nancy Genetti

Seminars - Nancy Genetti Nancy brought in sample of three artists' works. Please vote on your preferences and indicate if you would be interested in taking a seminar.

Hospitality – Armida Guzman Apologized for the light refreshments tonight. Evidently people were out of town. In January Beth has volunteered to provide chili soup and the Board will provide all the rest (condiments, cornbread, dessert) etc.

Membership - Judy Wallis (Absent) Any memory boxes or dues can be turned in to Louise.

Memory Boxes - Judy Wallis More Memory Boxes need to be turned in.

Raffle – Pam Martinez and Janie Wood Janie, Armida and Nancy provided raffle items for tonight's drawings.

Sunshine - Suzanne (Absent)

Publicity - Suzanne The Benbrook Newspaper pictured tonight's project in their announcement of the meeting.

Saturday Paint Days - Dusti We will try to do one a quarter next year.

Nominating Committee Motion - Dusti The slate of officers for 2019 to be voted on are: President - Nancy Genetti, VP Programs - Connie Alexander, Treasurer - Louise Smith, Secretary - Peggy Thomas and Membership - Juanita Munoz. All voted in favor with none opposed. The officers will be installed at the Christmas Party Meeting.

New Business

Old Business

The meeting was adjourned at 7:18 p.m.

Respectfully submitted,

Peggy Thomas, Secretary

November Meeting





Preview of February Project

This is the February project, it is painted on a 4hx8wx3d" glass block that can be purchased at your favorite home improvement store. Hobby Lobby also carries a craft version that has a hole drilled for lights. The HL version is \$9.99 regularly. If you prefer you can paint on any surface you choose. I think the color Dried Basil Green has been discontinued, close substitutes might be, Soft Sage, Reindeer Moss Green, or Celery with a little Buttermilk added. Don't be afraid to substitute! As more and more of our old stand-bys are discontinued we will have to make adjustments. Dusti



MAD SANTA GLASS BRICK

by: Mark Jones

PALETTE: Americana-

Deaf Bass Green, Lamp Black, Butterick, Tamaris Red, Tangelo

Peppercorn, Antique Green, Deep Burgundy, Rosewood, Primrose Yellow

Thistle White (not an early color name) Red Clay, Rosewood, Deep
 (Rosewood, Rosewood) (not an early color name)

STUFF YOU'LL NEED

One 4" x 4" x 12" glass brick available from your local home improvement store, a large wooden base and a translucent clip light, which are available from www.hobbyart.com, 800-566-6666 or 800-777-7777, a synthetic sponge used for cleaning ceramic grout, a 30" x 14" length of torn Christmas tinsel for a bow around the brick approximately 40" of black-green plus gold or properties newspaper, sheet of your choice. I use Mirror Easy Adhesive

PREPARATION

Wash the brick as thoroughly as possible, making sure no markings from the factory and all fingerprints are gone. Masked will remove the factory ink if soap doesn't do it. Wipe the sponge and press out on a towel as it's just damp. Tap the sponge into a puddle of Butterick and press it on up & down motion into the front of the brick, all the way to the outside edge. This will be solid coverage, not left and right. You shouldn't be able to see any glass thru the paint, even after just the first coat. The second coat will be Deaf Bass Green, applied the same way. This needs to sit for a day or so to cure before painting.

1. Lightly transfer the pattern
 2. Base the snowman, flame and candy cane with Butterick
 3. Base the outer edge of the brick with Black
 4. Base the fudge ball & candle & roll of Butterick & Black to make a medium gray. Like the candle stick.
 5. Base the hat & candy cane stripes Tamaris Red
 6. Base the nose Tangelo
-
7. Base the body with Antique Green. Arms will go up and onto the Black border.

Kielbasa-Rice Casserole

2 cups cooked rice
1 cup frozen peas
8 ounces Health Choice 97% lean
kielbasa sausage, sliced into 1/4" pieces
3/4 cup (3 ounces shredded reduced-fat
Cheddar cheese

1 tablespoon dried parsley flakes
1/2 teaspoon lemon pepper
1 (10 3/4-ounce) can Health Request
Cream of Mushroom Soup

Preheat oven to 350 degrees. Spray an 8 by 8 inch baking dish with butter-flavored cooking spray. In a large bowl, combine rice, peas, kielbasa sausage, and Cheddar cheese. Add parsley flakes, lemon pepper, and mushroom soup. Mix well to combine. Pour mixture into prepared baking dish. Bake 30 minutes. Place baking dish on a wire rack and let set 2 to 3 minutes. Cut into 6 servings.

HINT: 1 1/3 cups uncooked rice usually cook to about 2 cups.

LaRue is Moving.....will be bringing items to the January Meeting.

LaRue is in the process of downsizing and moving in with her daughter in River Oaks. She had lots of fabric remnants to give to someone who can use them.

She had lots of books and items to bring to our meeting. She will be donating 1/2 of the sales to the chapter.

I'm sure she has some wonderful things you can't live without!

IMPORTANT—PLEASE READ

To allow all our members to paint at each meeting the board has set the following policy.

A short time will be set aside for members to make any payments to the chapter.

Please don't pay the chairmen during the meeting or paint-in.

As most of you know by now I have been diagnosed with breast cancer and am just beginning the journey. Surgery will be scheduled soon.

I want to thank everyone for their thoughts and prayers. Keep those prayers coming, I am going to need them. I may be calling on some of you for help during this time.

Also, I am so sorry this newsletter is so late as the last two weeks have been very stressful and I can only concentrate for so long at a time.

Thanks again and I plan on being at January meeting.


Nancy

PICCADILLY'S CARROT SOUFFLE

Recipe by Margaret3

CHEF'S NOTE

"One of the most-often-requested recipes from Piccadilly Cafeterias. I found it in the online edition of the Baton Rouge Advocate. This is not exactly health-conscious, due to the large amount of sugar, but it is delicious and i guarantee kids will eat these carrots!"



READY IN: 1hr 25mins

SERVES: 6

UNITS: US

INGREDIENTS

1 $\frac{3}{4}$	lbs peeled carrots
$\frac{3}{4}$	cup sugar
1 $\frac{1}{2}$	teaspoons baking powder
1 $\frac{1}{2}$	teaspoons vanilla
2	tablespoons flour
3	eggs
$\frac{1}{4}$	lb margarine, softened
	powdered sugar

DIRECTIONS

Steam or boil carrots til extra soft& drain well.

While carrots are warm, add sugar, baking powder and vanilla.

Whip with mixer til smooth.

Add flour and mix well.

Whip eggs separately and add to mixture, blending well.

Add margarine and blend well.

Pour mixture into baking dish-ABOUT HALF FULL--as the souffle will rise.

Bake@ 350 about 1 hour or until top is light brown.

Sprinkle lightly with powdered sugar before serving.



Ambassador Program

Refer a friend to SDP and get paid! Yes, that's right! For each new SDP member you refer you will receive a AMAZON gift card! It's simple, make sure that the new member puts your name on the referral line of the membership form or if membership was entered online call the office. We will send you the AMAZON gift card. Check the website for all the details and perks of being a SDP Ambassador!

Members Only Education Library

Visit the NEW Educational Library TODAY

Education is important to SDP and so are YOU! To offer an additional benefit, we created this library, with a little help from our friends. The library is broken into three areas: PUBLIC, MEMBERS ONLY, and CERTIFICATION. Each library consists of everything from one-minute tip videos to demos to complete lessons with instructional material (public lessons coming soon).

To access the library, log on to www.decorativepainters.org; hover your cursor over MEMBERSHIP (top menu bar); and click on Member Login to sign in. You must be logged in to gain access to the MEMBERS ONLY Library. No need to login if you want to peruse the PUBLIC or CERTIFICATION Libraries.

Do you have a tip, technique, project or idea to share? Videos of all skill levels, media, styles, business advice and theory are welcome. If you are interested in donating a video or seeing a particular type of video in the library, please email the office at sdp@decorativepainters.org or call (316) 269-9300.

New Videos recently added:
 Marlene Fudge-October
 Lydia Steeves-November
 Jillybean Fitzhenry- Dec.-Coming Soon



Our 47th Annual SDP International Conference
 & Expo, in Wichita, Kansas will be held on
 May 13th - 18th, 2019

Make Your Shopping Dollars Go Even Further!!

The holidays find us doing lots of shopping particularly for gifts. Do you shop for that special gifts online?. If so and you are an Amazon.com shopper, you can make your purchases go even further!!

Amazon has a program called Smile.Amazon.com that supports the SDP Foundation among other charities. When a customer participates in the Smile.Amazon program, the AmazonSmile Foundation donates 0.5% of the price of eligible purchases to the charitable organization selected by you, the customer. The donation is made at no extra charge to you. All you have to do is do your Amazon shopping at smile.amazon.com.

Here is how to set up the account.

To select your charitable organization:

Sign in to smile.amazon.com on your desktop or mobile phone browser.


From your desktop, go to Your Account from the navigation at the top of any page, and then select the option to Change your Charity.

Select the Society of Decorative Painters Foundation as the charity you want to support

AmazonSmile is the same Amazon you already know--same products, same prices, same service.

It's easy and best of all, it helps the Society of Decorative

SDP Museum



The SDP Board and Staff are thrilled to have acquired over 1500 pieces of Decorative Painting from the National Museum in Atlanta. It is so important that we do our best to preserve and showcase the historic collections to continue the Decorative Painting legacy. Each Friday at 11:00 am central time, we will open boxes on Facebook LIVE. One box is opened for every \$100 in donations received. We are very excited for the Big Reveal of our new pieces during the 2019 SDP Conference "Party in the Heartland".

Beth Wagner Seminar at Wildflowers Chapter

April 5 & 6. - Contact Carol Reichelt rodcar1102@aol.com for more information



Oklahoma City Painting Palooza
Tea Party

Out and About

2019 CALENDAR OF ART SEMINARS IN FREDERICKSBURG TEXAS

FEBRUARY 11-13, 2019 (MON - WED) SUSAN SCHEEWE WATERCOLORS AND ACRYLICS

We are delighted to welcome Susan back again in 2019! Learn from TV personality, author and publisher of dozens of painting books herself! Susan Scheewe rarely teaches anywhere other than national conventions, so this is a special treat. She will be teaching both watercolor and acrylics in this seminar. Susan will share all of her tips and tricks for creating 4 beautiful paintings.

\$325.00 for the 3 days of instruction including patterns, all watercolor and acrylic paints and surfaces!

MARCH 18 - 20, 2019 (MON-WED)) KATHIE GEORGE WATERCOLOR BATIKS AND MIXED MEDIA

We are excited to bring international watercolor artist Kathie George back to Fredericksburg, Texas! Beginners to advanced painters are invited to join this workshop. Kathie has that innate ability to know what a student needs and then show them how to get there! Kathie will be teaching her popular watercolor batiks and mixed media pieces during this workshop.

\$325.00 for the 3 days of instruction including patterns and directions. List of supplies available later.

APRIL 8 - 10, 2019 (MON - WED) NANCY MEDINA FLORALS IN OIL OR TUBE ACRYLICS

MAY 6 - 8 (MON - WED) NANCY MEDINA FLORALS IN OIL OR TUBE ACRYLICS

Put a little joy in your brush - come and paint brilliant florals and landscapes with master signature Texas artist Nancy Medina. Nancy will be here in Hill Country twice this year, so you have a choice of either one or both of these dates. These workshops are open to beginners and advanced students. Nancy shares all her favorite tips for creating brilliant color on a transparent background. Nancy also teaches online courses but there is nothing better than having up close and personal instruction here in Fredericksburg.

\$495.00 for the 3 days of instruction. Signup and list of supplies is available on the Nancy Medina website.

MAY 20-23, 2019 (MON - THURS) KAREN PATTON PORTRAITS IN OIL OR CARBON PENCIL ON PAPER

Karen is such a favorite of ours! She is the master of explaining the "planes of the face". Beginners as well as advanced painters are encouraged to try portraits. Everyone who takes her class comes away amazed at their paintings and the knowledge gained. Feel free to paint people, pets, landscapes - bring good quality photos to work from, transferring the features onto canvas for oils or paper for carbon pencils, using the opaque projector. As participants work on their individual portraits the size of this class is limited to 13 students!

\$375.00 for the 4 days of instruction and the use of Karen's professional opaque projector. List of supplies available later.

SEPTEMBER 23 - 26, 2019 (MON - THURS) ROS STALLCUP GRAN IN TEXAS - ACRYLICS

Our dear buddy Ros is always a treat to welcome back to Fredericksburg! What a talent she has for creating those lovely, loose bouquets of flowers as well as landscapes, etc. painted on canvas, wood, tin, fabric, you name it, Ros does it all, and with such an easy manner of teaching beginners or advanced students.

Instruction, patterns, project pieces included in the \$395.00 cost. Supplies list is available later in the year.

A \$100.00 deposit secures your spot in any of the workshops. Yes, I am interested in the following workshops:

Name: _____ Address: _____

Phone: _____ Email Address: _____

Return to:

Jane Drynan, 122 W. Creekview Drive, Fredericksburg, TX 78624
312-699-4428 janerondrynan@gmail.com

Susan Scheewe is coming to Fredericksburg, Texas!



Watercolor: Poppies and Rooster
All paint and surfaces included!



Acrylic: Old Barn and Geraniums
All paint and surfaces included

SUE SCHEEWE SEMINAR FEB 11-13, 2019

We are delighted to welcome Sue and Stan to the Texas Hill Country February 11-13, 2019 where Sue will teach some of her beautiful acrylic and watercolor scenes.. She teaches her easy to follow style on television, at national painting conventions and has brought her watercolor and acrylic techniques to groups internationally. Whether you are an experienced painter or have never held a brush, learn the ease of painting on Indigo Watercolor paper wet on wet and one watercolor and ink, you will love the technique. The easy relaxing teaching makes every level of painter enjoy each lesson. Acrylic: delight in learning easy to create texture, depth and dimension in the rustic landscape and elegant flowers. Don't miss out on the chance to paint in this joy filled class, plus the bonus of learning extra tips to use on other paintings.

All watercolor and acrylic paint, watercolor paper and stretched canvas will be provided in the cost of the \$325.00 seminar fee! This is an amazing opportunity! A great Christmas gift for yourself or for someone you love who would enjoy a terrific painting experience.

Our meeting space is the beautiful and spacious Baron's Creek Conference Center on the grounds of the NEWLY REMODELED Fredericksburg Inn and Suites, 201 S. Washington St. Fredericksburg, TX 78624, 830-997-0202. The Inn is just one block off of Main Street, providing easy access to shopping, restaurants, galleries, antique shops and the National Museum of the Pacific War.

Lodging fees and transportation charges are the responsibility of each participant. We offer a \$35.00 lunch package covering the 3 days of lunches for those who do not want to worry about finding restaurants at lunch time. A continental breakfast is provided by the Inn for all who stay there, and they have offered a reduced rate for us - just mention that you are with the Susan Scheewe group, and want to have a first floor room.

Full instructions, patterns, watercolor and acrylic paints, watercolor paper and canvas are included in the \$325.00 fee!

Balance is due by February 1, 2019

_____ please cut here _____

My \$100.00 NON-REFUNDABLE deposit, made payable to Jane A. Drynan, is enclosed for Susan Scheewe Seminar, February 11-13, 2019 (please print)

Name _____

Address _____

City _____ State _____ ZIP _____

Phone: () _____ email _____

Mail to: Jane A. Drynan
122 W. Creekview Drive
Fredericksburg, Texas 78624

Cell phone: (312) 699-4428
email: janerondrynan@gmail.com

Kathie George is coming to Fredericksburg, Texas!

MARCH 18, 19, 20, 2019



EGRETS BATIK

Wax and watercolor seem an unlikely combination, but put them together on rice paper - and magic! Kathie makes it easy for you by breaking the process down step by step. Palette fees and supplies list provided soon.



BALL JAR BATIK



ROOSTER

Watercolor with pastel overlays.

Award winning water media and collage artist Kathie George is coming to Fredericksburg, Texas in the heart of Texas Hill Country. Kathie is known for her beautiful watercolor batiks on rice paper, as well as her amazing mixed media paintings. She travels extensively in the U.S. as well as internationally. Kathie has a friendly, informative approach to teaching students of all levels, beginner to advanced. She will help you create the beautiful Egrets and Ball Jar watercolor batiks, and the Rooster watercolor with pastel overlays creative composition! What an amazing learning experience! All instruction and patterns are included in the \$295.00 fee, with a \$100.00 deposit upon registration and the rest of the fee (\$195.00) required by Feb 15, 2019. A list of supplies for all of these projects will be sent early in 2019.

Our workshop is held in the spacious Baron's Creek Conference Center on the grounds of the Fredericksburg Inn and Suites, 201 S. Washington St. Fredericksburg, TX 78624, (830)-997-0202. The Inn is just one block off of Main Street, providing easy access to shopping, restaurants, galleries, antique shops, and the Texas wine trail!

Lodging fees and transportation charges are the responsibility of each participant. We offer a \$35.00 lunch package covering the 3 days of lunches for those who do not want the worry of finding restaurants at lunch time. A continental breakfast is provided by the Inn for all who stay there, and they have offered a reduced rate for us - just mention that you are with the Kathie George group, and want to have a first floor room.

\$100.00 NON-REFUNDABLE deposit sent in upon registration \$195.00 Balance due FEB 15, 2019

_____ please cut here and return to Jane Drynan _____

My \$100.00 NON-REFUNDABLE deposit, made payable to Jane A. Drynan, is enclosed for "Kathie George" Seminar, March 18-20, 2019

Name _____

Address _____

City _____ State _____ ZIP _____

Phone: () _____ email _____

Mail to: Jane A. Drynan

122 W. Creekview Drive
Fredericksburg, Texas 78624

Cell 'phone: (312) 699-4428
email: janerondrynan@gmail.com

Fort Worth Decorative Painters

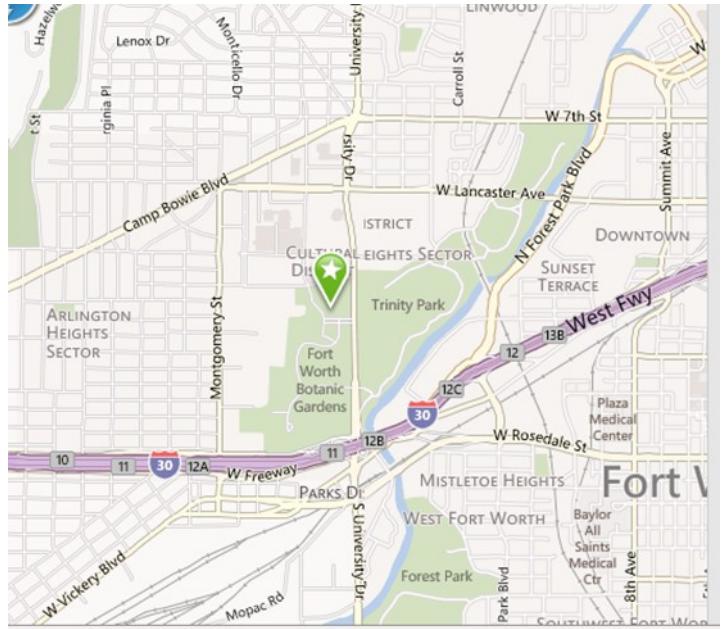
Nancy Genetti
Newsletter Editor
1117 Eton Drive
Richardson, TX 75080

Facebook:

Fort Worth Decorative Painters (FWDP)

www.fwdecorativepainters.com

Next Newsletter Deadline January 28 2019



FWDP Meets the Third Monday of February, March, April, May, September, October & November.

January Meeting 4th Monday and the Christmas Party 2nd Monday in December.

At the

**Botanical Gardens
3220 Botanic Garden Blvd.
Fort Worth, TX 76107**

2019 Dates to Remember

January 10 Transitional Board meeting

January 28—Regular meeting, Board Meeting—Program: Peggy—Santa Clipboard

February 18—Regular Meeting, Board Meeting—Program: Dusti—Funky Santa

March 18—Regular Meeting, Board Meeting—Program:

April 15—Regular Meeting, Board Meeting—Program:

May 20—Regular Meeting, Board Meeting—Program:

September 16—Regular Meeting, Board Meeting—Program: Make It Take It

October 14—Regular Meeting, Board Meeting—Program:

November 18—Regular Meeting, Board Meeting—Program:

December 9—Christmas Party

Saturday Specials Dates to be announced