
Grand Court of Wisconsin Order of Amaranth Newsletter

Volume 11, Issue 4

August, September, October 2017

**Message from
Grand Royal Matron
Nancy Saggio**

Time has passed quickly and the year is winding down. It has been a very interesting journey and I thank everyone for being understanding and supportive of the many bumps in the road. It was our Masonic Family that stepped in when I was unable to carry out my duties that made things run smoothly. This is what we do for each other. This is why I love all of our Orders! That being said, there were many highlights and fun times. Our Grand Lecturer, S.K. LeRoy Kifer did an excellent job teaching clues and how tos. I will watch and see how many do our signs with the correct counts. H.L.'s Mary Lubach and Barbara Lee Overton taught bylaws with a fun game. I learned a lot. We shook our tails and dug deep for diabetes with cymbals and veils. Hope everyone had some fun. One more OV on the 7th of August at Milwaukee Court. Make sure you do the 50/50 raffle for diabetes and bid on the handmade cross stitch when you join us for the evening.

Grand Court is on the horizon and I hope many of you will be there to celebrate another year of supporting ADF and contributing to the over 16 million dollars to help their causes, have some fun and to start another year.

We have a Supreme Officer among us this year, Barbara Foster is the Supreme Historian. We will honor her on Wednesday night. Be there and help celebrate this honor. Our Supreme Royal Matron, H.L. Judy Mosier and Supreme Royal Patron, S.K. Jerry Pinion, will be attending our Grand Court. Make sure you say Hi to them as they are very friendly and love to talk with our members.

Georgina has not come home from Georgia as yet. We have a container for her travel fare and although it has some money, it's not enough to get her home to her family. At least she doesn't have any vet bills that need to be paid, but she would sure like to contribute any extra funds to the ADF. Help her out when you see the container. Several people have been very generous with the green stuff. She thanks them for this.

Information about Grand Court will be out very soon. Please watch for it and reserve your rooms soon. The times are pretty much the same as last year and H.L. LuAnn Hansen has requested an early installation so any guests can make it home at a reasonable hour. This goes for the Friday night banquet also. H.L. Diana Kifer will be contacting courts for the Ways and Means Table items. Please help us raise funds for our great cause with either a donation of items or bidding on the items.

Courts are starting up again, make sure you attend yours and visit the others. Looking forward to seeing all of you on the Amaranth Trail.

Nancy Saggio,
Grand Royal Matron

**Message from
Grand Associate Matron
LuAnn Hansen**

I hope everyone is having a good summer. I enjoyed attending Supreme Council in Tulsa in June. It was wonderful to see friends and to make new ones. We enjoyed the play on Saturday night. On the way home Amanda, Deb and I stopped in Carthage, Missouri to

visit the Precious Moments museum and chapel.
What an awesome visit!

Parker and I are looking forward to the plans we are putting into place for the 2017-2018 year. We hope that you will participate and enjoy the fun with us. If we have asked you to take an office, grand representative or be on a committee and have not returned your card, please do so as soon as possible. We are trying to finalize those so we can get the installation program completed.

Take care and we will see you in October.

**Message from
Grand Conductress
Cheri Brus**

Well another year of Supreme Council has come and gone. I am very thankful to my daughter, son-in-law and grandson for driving me and my lady friend to Oklahoma. I did not think I was ready for a trip like this but with their help I did very well. There were a lot of changes made in Supreme Court and I am sure everything will work out just fine.

I also wish to thank all the members of Wisconsin Court who were at Supreme help me get through the Memorial. You really don't understand the true meaning of friends until they have your back covered. Thanks everyone.

Well Milwaukee Court is having their Grand Royal Matron visit on August 7 at 6PM. Hope to see you there. We are all busy getting ready for our Grand court.

Hope to see you on the Amaranth Trail

Cheri Brus, GC

**Message from
Milwaukee Court No. 2
Laura Dessereau, RM
Robert Mehle, RP**

Hard to believe that summer is almost over. Our trip to Tulsa for Supreme was great! A lot of business was done-fun times were plenty-and the food was pretty good.

Milwaukee Court will have their GRM official visit on Monday Aug. 7 at 6PM. There will be a dinner at 4:30 for the cost of \$10. Come and join us.

HL LuAnn will be at our court for advance night on Monday Sept 4 at 7:30 PM. We will have dinner at 6PM for \$10. Join us for the festivities.

We hope everyone will be able to attend the Grand Court session. In the meantime safe travels to all!

Amaranth Love

Laura and Bob

**Message from
Racine Laurel Court No. 6
LuAnn Hansen, RM
Phil Itzenhuiser, RP**

Racine Laurel Court: We will have Advance Night on Friday, August 11th. This will be a walk through of floor work for initiation. If you are available to help it would be appreciated. The meeting will start at 7:30 because H.L. Amanda will be on the throne for the entire meeting and she works until 7:00pm.

In September, we hope to have an initiation with real candidates. I need a Conductress, Wisdom, Charity and Standard Bearer. If you can come that night I would appreciate your help. We may have a dinner before the meeting but more info will come out after our August meeting. See you in September.

Message from
Madison Court No. 7
Barbara Lee Overton, RM
Dale Holmen, RP

Summer has finally arrived and it has been a very busy one. The Garage Sale on June 3rd at the home of H.L. Gail Piper was successful. The money raised went to Ways and Means. We thank H.L. Gail for the use of her driveway and garage and all of the work that she put in to making it a successful event. We also thank S.K. Jack and H.L. Sally for their work that weekend. Thank you to those of you who donated items to the sale.

H.L. Sally, S.K. Dale and I attended Supreme Council in Tulsa Oklahoma. The entertainment on Saturday evening was a lot of fun as it required audience participation and you know how shy Amaranth Members are. S.K. Dale sang in the choir.

Due to only six (6) people signing up for the Mystery Dinner, we decided to postpone it until Saturday February 3, 2018. So mark your calendars for a fun social event. More details will be coming in the future.

Future Dates:

August 5, 2017	Stated Meeting
September 2, 2017	Stated Meeting – Fruit Basket Upset
October 7, 2017	Annual Meeting
November 4, 2017	Stated Meeting (probably Installation)



Message from
Friendship Court No. 14
Diana Kifer, RM
Leland Burleson, RP

PLEASE NOTE DAY AND TIME CHANGES

Friendship Court is trying something different. We are looking at changing our meeting days and times to make it easier for the majority of our members to attend meetings.

Thursday Aug. 10th Meeting at 3:00 PM -Dinner after meeting at a restaurant TBD

Thursday Sept.14th Meeting at 3:00 PM - Dinner after meeting at a restaurant TBD

Saturday Oct. 7 Meeting at 7:00 PM - Dinner at 6:00 PM

This meeting is a week earlier due to Grand Court.

DEADLINE FOR NEXT GRAND COURT NEWSLETTER IS OCTOBER 15 FOR ALL EVENTS FOR THE MONTHS OF NOVEMBER AND DECEMBER 2017 AND JANUARY 2018.

HL Diana Kifer
Diabetes Coordinator

Honored Ladies and Sir Knights after Supreme Council HL Nancy Saggio, Grand Royal Matron, picked up the new Diabetes pins, charms, and coins.

Please see her to purchase them, they are \$5.00 ea.

It also that time for Courts to start thinking about putting together a basket for the Grand Court Basket Auction to benefit ADF.

We will have our Formal Sale, so this would be the time to clean out your closets. All proceeds go to ADF.

Courts also remember your Courts donation which is always appreciated.

Checks made out to Grand Court of WI with Diabetes in the memo line.


In Amaranth Love and Service.

HL Diana Kifer, DSRM Diabetes Coordinator WI


Message from
Sunshine Committee
Mary Schultz, Chairman

Honored Ladies and Sir Knights: Please contact me when you know of someone in our Wisconsin Grand Court family or other jurisdictions that may be in need of sunshine. I can be contacted at 414-526-2715 or greeneyesgerman@wi.rr.com. Thank you.

Raffle tickets may be purchased from GAM LuAnn Hansen; tickets are \$1.00 each or 6 for \$5.00; proceeds to benefit Wisconsin Grand Court Ways and Means



George/Georgina is missing his/her mate and their little one needs mommy/daddy. Haven't heard anything about the katnapping since before Christmas and am getting more than a little worried. Please katnappers, please let us know what to do!



Grand Court Craft Table

I am looking for homemade crafts (ex: small breads, pies, bars, cross stitch items, knitted items (mittens, scarfs, dish cloths) table runners, hot pads, painted items, small ceramic items, leather craft items, beaded items, cards, etc.). All items must be handmade and not rummage sale items. Now is the time to get started and finish up what you have been working during the winter months. We will have another reminder in the last newsletter just before Grand Court. Hope to see many items for the craft table as this money goes to help the newly elected Grand Associate Patron for his Ways and Means. Let's get going and make my table full.

Norm Burns,
Chairman of the Craft Table

Another Joke...

Help wanted!

We need Honored Ladies to serve as pages at Grand Court in October. All Honored Ladies not serving as Floor Officers are eligible to be a page. Your duties include escorting our Distinguished visitors to the throne and helping the floor officers when needed. Please contact me if you are attending Grand Court and are willing to serve.

Thank you,

Vicki Kuharski
Grand Page



Today was the absolute worst day ever
And don't try to convince me that
There's something good in every day
Because, when you take a closer look,
This world is a pretty evil place.
Even if
Some goodness does shine through once in awhile
Satisfaction and happiness don't last.
And, it's not true that
It's all in the mind and heart
Because
True happiness can be obtained
Only if one's surroundings are good
It's not true that good exists
I'm sure you can agree that
The reality
Creates
My attitude
It's all beyond my control
And you'll never in a million years hear me say that
Today was a good day

Now, read from the bottom to the top.

By Chanie Gorkin, an 11th grader in Brooklyn NY.

Bill and his wife Blanche went to the state fair every year, and every year Bill would say, "Blanche, I'd like to ride in that helicopter."

Blanche always replied, "I know Bill, but that helicopter ride is fifty bucks, and fifty bucks is fifty bucks!"

One year Bill and Blanche went to the fair, and Bill said, "Blanche, I'm 85 years old. If I don't ride that helicopter, I might never get another chance." To this, Blanche replied, "Bill that helicopter ride is fifty bucks, and fifty bucks is fifty bucks."

The pilot overheard the couple and said, "Folks I'll make you a deal. I'll take the both of you for a ride. If you can stay quiet for the entire ride and don't say a word I won't charge you a penny! But if you say one word, it's fifty dollars."

Bill and Blanche agreed and up they went.

The pilot did all kinds of fancy maneuvers, but not a word was heard.

He did his daredevil tricks over and over again, but still not a word...

When they landed, the pilot turned to Bill and said,

"By golly, I did everything I could to get you to yell out, but you didn't. I'm really impressed!"

Bill replied, "Well, to tell you the truth,

I almost said something when Blanche fell out, but you know, fifty bucks is fifty bucks!"



6 Members of Friendship Court along with 3 friends pose for a picture in front of a painting entitled "A Vision Unfolds" at the entrance to the display, while on an outing at the Neville Public Museum in Green Bay to view a display of 21 paintings by Peter Waddell "The Initiated Eye: Secrets, Symbols, Freemasonry." The paintings were copyrighted in 2005 by the Grand Lodge of Washington, DC and are making their first trip to Wisconsin. HL Alice who is the Director of the NEW Masonic Library/Museum and SK Jim Byrnes (chief volunteer) worked with the museum to bring artifact from the Masonic library to be displayed.

A nice lunch was enjoyed at the Tiletown Brewery across from the Museum before the tour.

A full-page article about the display can be found in the Masonic Journal. If you do not receive the Journal you can go online to Grand Lodge F& AM Wisconsin, where you can view it.

This does not need to be read in the Court Meeting.

Ritual Guidelines 2017-2018

HL Diana Moulden -- Supreme Lecturer

The only Ritual to be used is in a green loose-leaf binder --Third Edition, 2013 revision

1. **Do NOT copy the Ritual.** (the loose-leaf page(s) may be removed from the Ritual to perform whatever ceremony that the pages are needed for and then returned to the Ritual) *Front cover*
2. **In General Instructions: (All)** When the AC is working alone at the Altar—to place the Court at recreation or to return to labor, the “line of march” is to be three quarters of the way back behind the Square turning South to the Center in line with the center of the Altar. Approach the Altar close enough to reach the wreath without bending over. If the wreath is on the Bible- nod and place the wreath to the South side of the Bible. If the wreath is to the side—pick up the wreath and place it on the Bible then nod. Exit from the Square by turning North (Do NOT step back) two steps, East two steps then to your station squaring the pedestal to the West. *Pgs 12-13*
3. **Opening March:** Review the number of steps as to how far apart the Marshals are on the second trip around from the West and the number of steps behind the Square the line of march is on the second time around. This also dictates the position of the RM and AM for escort to their stations & location of the Prelate and Warder. *Pgs 21-22 & 26*
4. **Flag Ceremony:** The RM pauses after “Attention” to allow the members to turn towards the flag. The flag is held “slightly to the right”. (towards the NW corner of the room) At the end of the National Anthem (In jurisdictions that have their hand over their heart) the hand is held in position (or the military salute) until the moment the flag is deposited (“hits the bottom of the holder”). The ME is the only one saluting after the flag is deposited. *Pg 27*
5. **Taking up the Password.** When taking up the Password the C & AC exit their stations (to the East) march N & S to the inside marching line, turn East to one step past the Square, then “**N & S to the center, where they meet and march East two abreast to the foot of the Throne.**” They then ascend the Throne together facing N & S next to the RM & RP. The RM & RP rise, AC gives the pass and grip to the RM, the C gives the pass and grip to the RP. RM & RP are seated. The C & AC face West and **retrace their steps** to within one step of the front of the Square, then Square the Square to the center of the West side and repeat the process when taking the pass from the AM & AP. When leaving the West, they march two abreast to within one step of the back of the Square and then receive the pass and grip from the remaining officers and visitors in the Courtroom. The C & AC mirror each other waiting for the other if there is no officer or visitor on their side of the room. The AC follows the same line of march as the C when the C advances to the West to take the pass from the Warder. If the C & AC should happen to return to the Throne after the first “visit” with the RM and RP they ascend the Throne and advance farthest N & S then take the pass returning to the center. When descending from the Throne the second time they take one step past the P and ME, advance to the Sidelines, face West and take the pass from the sideliners. (Instructional hint: The position of the C & AC arms is opposite each other at each “pair” of officers as they take the grip. When the C arm is turned out the AC arm is across her body. When the C arm is across her body the AC arm is turned out. Exceptions are Musician and sideliners in some Court rooms.) **The AM salutes the RM before saying “All present...remain”.** *Pgs 29-31*
6. **Standard Bearer:** Std Bearer at opening and closing—side steps left from station takes two steps backwards and retrieves the banner with the right hand. She walks on a line with the Ch of Trus. to the East line. Turns South, changes the banner to the left hand. Advances to one step South of the RP station, faces West, rests the Standard on the floor— Opening: raises hand for Proclamation, Closing: does not raise the hand -- and gives charge. Following the charge, she advances West to within one step of the Square, turns North changes the banner back to the right hand and advances to the original line of march (Ch of Trus)

turns left facing West-advances to the back of her station. Left about faces –deposits the Standard with the right hand, steps two steps to the East then right faces and steps one step South into her station then turns East. RM raps*** to raise the Court prior to calling upon the Std. B in opening. Court remains seated during closing.

Pgs 31-32 & 109

7. **Opening Charges:** (All) Officers rise, face the Throne, salute, respond, await question, recite charge and remain standing. (hand and mouth are not moving at the same time) (Sub) The AM does not respond “RM” when the RM asks, “H.L. AM, (no response here) “where...RM stationed?” AM does not salute prior to reciting “On the Throne....”
Pgs 32 & 38
8. **Attending the Altar:** (All) Conductresses leave their station and march to the inside marching line, turning West. (at this point the HL’s of the Square begin to turn inward, towards the Altar and arrive at that position before the C & AC have arrived at the back of the Square) advance to three quarters of the way to the Std. B and MW stations, turn N & S. They approach each other from the North & South until two steps apart. Turn East and advance to within two steps West of the Altar. Stop, then—(Nod in opening –Salute at closing) AC advances diagonally-lines up facing the Altar-(feet have stopped moving) raise hands-picks up wreath- (hands have stopped moving) steps back into position. C approaches in a like manner-raises hands-opens Bible-lowers hands straight back (not sweeping to the sides) steps back into place. AC returns the Wreath. C & AC (opening Salute—closing nod) and exit the Square by squaring the Altar and returning to their Stations.
Pgs 38-39
9. **Prelate:** (All) Attending Altar for Prayer –approaches Altar from the West to within one step of the Altar. Recites prayer, and returns to station by turning South and then squaring the Altar. (P does not take a step forward or back before turning South on the West side of the Altar) As the Prelate turns East on the inside marching line following the prayer, the H.L.’s of the Square, begin to return to their regular positions facing East by the time the Prelate reaches his/her chair.
Pg 39
10. **Signs of the Order:** It’s not “Ritual” but courtesy suggests that the RP advances to the front of the Throne to give the signs so as to be visible to all members. The signs of the Order have “specific counts”. The Public and Secret signs are two counts. The Grand and Supreme signs are four counts. Complete the verbiage before the hand(s) start to move. (Remember the left hand only knows how to do one thing— everything else is done with the right hand.)
(Esotery)
11. **Escort:** (All) When the Marshals advance from the inside marching line to a line in front of those being escorted they will stop, change hands if necessary, acknowledge the member and then turn to the right or left (depending on the rank of the member to be escorted –through the Square or not). The Staff will be in the hand of the direction that they are turning towards. (Turning West-ME left hand - MW right hand— Turning East-ME right hand - MW left hand) Marshals work in parallel to each other. They advance from the inside marching line to the outside marching line simultaneously even if there is a member across from only one Marshal. (Instructional Cue: There are two major lines of march for the Marshals: The inside marching line (which is in line with their chairs) and the Outside marching line (which is one step in front of the members waiting to be escorted). In every Order of Escort, you **must** first walk on the inside marching line until across from the first officer to be escorted and then cross over to the outside marching line. At this point the feet stop, change the staff to the other hand if necessary, ground the staff and then recognize the member. The Marshals then turn the appropriate direction and advance in proper form to the Throne. Note position of staff is at 60° angle. See page 13 for position of emblems when the staff is grounded and when being carried. The hands do not move on the staff to raise into position in front of the Throne. Turning points in West is within two steps of the StdB and MW for those entitled to go through the Square.
Pg 49
12. **Escort:** (All) At Official Visits and for escort of Officers entitled to stop at the back of the Square the approach is within two steps of the back of the Square so as to allow the Marshals enough room to work “outside” the back of the Square. At this point, the SRM, SRP, GRM & GRP salute and the Marshals nod.

The RM/GRM returns the Salute. At Official Visits, once the Officers are lined up on the West line, all officers face East and advance to within two steps of the back of the Square. All officers salute. (pg 44 for ME to salute) The G/S Mar gives charge. *Pgs 48-49,52-57*

13. **Additional Escort cues:** Verbiage to be used for OV of the SRM, GRM and GL is different from other members. ("distinguished" is not in verbiage for all other members) ME & MW at back of Square respond with inclination of the head & "RM" during OV escort. Members upon arrival to the Throne ascend and advance to the right or left. They are then presented. (first one up—last one presented) After members are "presented" they either step behind the next officer to be presented or descend to the floor and advance to two steps West of the Prelate and the ME chair. The last member to descend steps to the HEAD of the line. The RM/GRM/SRM pauses until all have stepped in place then extend the appropriate Honors. If the members are on the floor they then Counter-march East turning toward the sidelines. *Pgs 47,56 & 57*
14. **Escort of those not entitled to go through the Square:** When those to be escorted are East of the Square the turning point for the hollow square is one step West of the Hist. and the Ch. Of Trus. stations. This brings the Marshals to the inside marching line-in line w/ the P and ME Chairs. Note position where the Marshals are to change their staffs. It is "when they turn N & S" one step East of the Square. (This could be on the outside or inside marching line.) *Pg 45*
15. **Closing: Prelate-Benediction-** steps forward one step turns to face the Altar, raises the right hand, (same hand position as the Proclamation by the Std. B) gives the Benediction & steps back into the station. **Attending the Altar:** addressed earlier C & AC resume their stations. **Depositing of Jewels;** Officers are not to remove the Jewel from their neck until the RM has completed the charge directing them to "deposit the Jewel of their Office." The Jewel is to be in the hand away from the Altar—North -Right hand - South Left hand, necklace next to the body. ME & Prelate wait to advance West until the Treas. and Sec. have retrieved the RM & RP jewels and arrived at the foot of the Throne. Officers march diagonally (one of the few times we angle) from two steps West of the Square to the pedestal in the West. The AM & AP do not touch the jewels as they are placed on the pedestal. Officers alternate at the AM station depositing jewels with the North (ME) beginning the line. Waiting stations for the partner from the South is one step West of and one step beyond the Square. (inside marching line) The officers then return to their stations simultaneously. The Std. B and the MW both face East then inward face to return to their station - the Warder has no partner and just right faces and returns to the station. If there are gaps in the line, the Officers allow those who should be ahead of them to go first. **Final Charge:** Members will have their hand raised in the Secret Sign of Salutation while saying "Sweet in Our Memory" then return the hand to the side. *Pg111-114 & pg 10*
16. **Balloting:** AC carries the Ballot box drawer facing forward until Balloting is declared open. At that point until she retrieves the ballot box from the Altar the opening is forward. Upon retrieval from the Altar until the ballot is destroyed the drawer is forward again. After placing ballot box on the RM's podium AC steps to the foot of the throne turns and takes one step North. (It is not a sidestep North.) This is for both Inspection times. She takes one step South before ascending the Throne again. When placing the Ballot box on the AM station and the RM podium the drawer faces the Officer both times. Both times that the ballot box is placed on the AM station the AC left about faces (turn towards the hand that was empty) then when the AM shuts the drawer, she right about faces, picks it up with the right hand and right about faces again. (turning toward the hand that had / has the ballot box in it) The AP rises and places the stand for the ballot box in the center of the Altar after the AM has inspected the "empty" ballot box. (as the AC turns to go East, the AP would begin his placement) At the word "Cube" the AC takes one step South and ascends the Throne—faces South picks up the Ballot box in the Left hand & Turns it so the opening is facing the RM. (Clue for which hand for the RM and the AM "Left is for Ladies".) She descends the Throne, advances South (changing at the center to the right hand) ascends the Throne again—faces North and turns the ballot box towards the RP. She then descends the Throne, turns North to the Center and advances West to the AM and AP repeating the process in the West changing to the left hand before ascending the dais in the West for the AM to ballot. (She then takes the ballot to the Musician or any member/officer that is unable to

approach the Altar to ballot.) The AC then places the Ballot box on the stand at the Altar-squaring the Altar to the North to return to her station. When she arrives back to her station all officers rise with the ME as the guide. Follow the diagram for the line of march for the Officers. The waiting stations for the Officers after balloting and squaring the Altar is on the inside marching line facing East. The North waits for the South then the officers either march East or inward face and march West in pairs. Faith and Wisdom do not angle to their chairs. They inward face march West, face N & S and step into their chairs then face East. The Warder does not inward face. After the Officers are seated (ME is the Guide), any other Members of the Court ballot. They do not square the Altar nor do they wait for anyone on the other side of the room. The Sentinel must ballot if he/she is a member of the Court and is the last member to ballot. *Pgs 58-68*

17. **Initiation:** The AC sidesteps when joined by the Std B, they salute to leave, then the AC takes a step back so as to allow the Std. B to come beside her and they leave side by side. Note the line of march for the Std. B entering Court room with the procession. The line of march to the font, placement of Candidates and then the procedure to leave the font. The C says, "I will wash ... O Lord" **while the Candidates are "washing"** then pausing to dry before completing charge. Note the position of the flower attendants prior to the procession approaching, during the C charge, and after she finishes. *Pgs 72, 76,77,80*
18. **Initiation Obligation:** After "Arise" the C and AC assist the Candidates to rise and step back as far as possible in front of Faith and Wisdom. The RP should "wait" until they are "settled" in line before completing his charge. Upon returning to the Throne and seating the Court the HL's of the Square do not sit down. *Pg 83*
19. **Hospitality Ceremony:** The RM does not rise to leave the Throne with the ME and the Prelate until the AC has placed the Sacred Emblems on the Altar and the C and AC are stepping back into a line with T and F, W & C. The ME and the Prelate rise simultaneously with the RM. At the point that the AC picks up the Sacred Emblems three things must happen in this order: 1. The RP raps *** to raise the Court. 2. The Prelate recites the Lord's Prayer (alone). 3. The RP seats the Court *. (Again, the HL's of the Square do not sit down). As the RM turns to leave the Altar, the AC returns the Sacred Emblems. When the RM arrives at her station the RM, the HL's of the Square, the Prelate and the ME are seated with the ME acting as the leader. *Pgs 84-86*
20. **Lectures of the HL's of the Square:** Prior to the lectures and when the RM addresses the C to escort the Candidates to seats is an opportune time for the SK's to exit the room through the preparation room door to avoid distraction during the lectures of the HL's of the Square. The Prelate if a SK is a good choice to lead the exit. The HL's of the Square rise simultaneously when the RM addresses them. Remain standing in front of station until the RM has completed her charge and then sidestep out and step back to retrieve the banners. Make note that the banners change hands in the East and West. The banners on the North and South are next to the Altar. The three HL's that are not speaking have their banners facing East. The HL that is speaking faces her banner towards the candidates. The parts for the HL's are NOT to be attached to the banner. Upon completion of the lectures, the HL's of the Square should be on the inside marching line when they are posting the banners, led by HL Truth in the movements to advance and be seated. *Pgs 87-91*
21. **Tableau / Accolade/Crown of Life:** As the Std. B passes Truth's station the HL's of the Square rise. As the AC passes Truth, the HL's of the Square retrieve their banners as before and advance to the East. T & C in line with the Conductresses - banners facing in towards the Candidates and F & W in line with the Std. B-banners facing East. When the RP calls up the Court the ME and the Prelate face inwards. The first Candidate is already kneeling by the time the RM arrives with the Sword. The RM lowers the sword to the left shoulder-gives the charge-switches to the right shoulder-gives the charge and places the blade on the head and completes the charge. Place the sword in the left hand resting across the elbow ("bouquet"). She then extends her hand, gives the charge and assists the Candidate to rise with the assistance of the C who has remained at the north side of the Candidate. The RM then returns the sword to carry swords and repeats with the next Candidate. Upon completion of the Accolade the RM steps back 2-3 steps and continues her charge. Upon the RM addressing the C & AC to present the HL's and SK's to the AM, the RP seats the

Court *. The RM returns the Sword to the RP. The tableau dissolves to the same formation in the West. F & W banners face in - T & C banners face West. Following the song, the AM sits down, the tableau dissolves, the AP rises, the ME rises and all take their stations or places for the Lecture of the AP. ME ½ way between the Throne and the front of the Square. AP and Std. B one step into the side of the Square. C, AC, and candidates one step back of the Square. *Pgs 92-101*

- 22. Memorial: (All)** All officers participating in the Memorial Ceremony rise simultaneously on the word "Stewardship". The H.L.'s of the Square immediately turn out. The MW, the Std. B and the Warder are the first three officers to move. The MW meets the Prelate two steps East of Truth. She then inward about faces and is then partners with the ME across the Courtroom. The cloth is carried in a raised position until the HL's of the Square are in front of the AM station where the hands are lowered to a horizontal position. (Charity as the pivot point) They then advance with the Altar Drape fully opened. The HL's of the Square when placing the memorial cloth on the Altar, Halt, face each other across the corners, the same direction as when they are standing at their stations and lower the cloth into position. They then immediately (slowly) return to their stations. T & W right about face, F & C left about face marching directly to their stations where they inward face towards the Altar. The ME, MW, P and Eulogist stay in line with the HL's of the Square until they stop at the altar. They then continue to march East. The ME and MW advancing N & S on the East line facing each other three feet apart. The Conductresses **immediately upon the cloth being placed** begin moving to replace the Bible and the Wreath. The Conductresses during rehearsal for memorial should listen to the words of the RP so as to know where the final line begins and where they need to be to end up at their stations at "Jesus Christ". Reminder that in Subordinate Courts the names of members that have passed are read when the RM, ME, & Prelate are in line with the stations of Truth and Charity. If there were no deaths, the RM does not stop on this line but continues to the Altar. The RM advances to place the flowers on the Altar. She assumes the position of the Secret Sign of Salutation holding it that position, giving her charge then lowering the hand to the side. The officers designated to place the baskets at the sides of the Altar advance from the West as soon as the RM turns from the Altar. Those wishing to place flowers in memoriam advance from the West to the Altar, give their memoriam, place the flower/s, step back, sign, and say "Sweet in our Memory". They then leave the Square **without squaring the Altar**. **Two baskets / vases should be placed—one on each side.** *Pgs 256-259*
- 23. Installation / Uncrowning:** The Sword Bearer sits East of the Crown Bearer but stands West of the Crown Bearer. When escorting the RM from the Throne the UM uses her right hand. When escorting the RM back to the Throne the UM uses her left hand. The RM upon returning to the Throne hands the gavel to the RP who then calls up the Court*** and has the Altar attended to put the Court to recreation. The RM and if the RP retires with the Officers, they lead the line of march depositing the Jewels and then exiting the Courtroom. Either the RP upon his return to the Throne, or other PRP / GRP then declares an intermission for the purpose of arranging the Court room for Installation *Pgs 120-123*
- 24. Installation / Entrance of Inst. Officers /Entrance of Officers (All)** The IO's enter the room immediately following the exit of the AC from attending the Altar. (Sub) The IO's walk behind the chairs forming a hollow square in line with their chairs. (G / S) the IO's form the hollow square in front of the chairs of the Mar and Aide then about face and advance to their stations. (the AIO, Sec & Prelate follow the Aide to the left and then advance to their stations). Mar and Aide retire to bring Officers to be installed with a nod from the IO. They advance to the center from their chairs (#1 of 3 times) then Square the front of the Square and retire to the doors in the West (based on room set up) and bring officers into the Court room. (RM & RP wait for Mar & Aide to return) Officers inward face in the A by a nod from the Mar. The RM & RP advance to their chairs and face the Throne. All are seated by a nod from the Marshal. **(All) Obligation:** The Mar & Aide advance West from their chairs to a position in front of the RM and RP. She nods to the Officers and they all rise. The Mar & the Aide escort (standing in this order from the North) AP, RM, RP, AM to within two steps of the Altar. When the first four Officers are in position the Mar and Aide continue to march East to one step West of the Altar then N & S to two steps beyond the Altar, then East to the center of the Altar and face the Throne. Following the report to the IO from the Mar they face the Altar. Following the Obligation—The Mar & Aide right and left face respectively nod to the

Officers at the Altar, then left and right face again exiting the Square to one step beyond the Square. The Officers at the Altar follow the Mar and Aide in this process: RM & RP step forward one step, turn N & S and then "Square the Altar" exiting the Square to one step outside the Square. The AM & AP immediately follow the RM & RP. They advance directly to the center side of the Altar then exit the Square to one step beyond. All six Officers turn one step past the West side of the Square in single file. When the six officers are in a line (facing each other) they all face West then the four officers march diagonally to their chairs. The IO then seats the Court as the Mar nods to the Officers and the Mar and Aide return to their waiting stations beside F & W stations.


Pgs 133-136, G 149-155

- 25. Installation of Officers:** Officers are to rise as soon as the IO states the name of their office and march to the center of the "A", face East and march to three steps West of the Square. The Mar and Aide meet the Officer/s there and they advance to a position in front of the Altar between T & C. Make note of the wording when "presenting" the Officer to the IO as it is different from Subordinate, to Grand, to Supreme. (There is no "pleasure, honor etc." this applies to all) When escorting the Installed Officers, the Mar & Aide do not offer arms at any time. Make note of steps and marching lines for Officers. The Mar & Aide do not advance past their chairs except for the RM & RP. They do not walk past the Std B & ME in the West. Note march of HL's of the Square around the Altar and the line of march to their stations. *Pgs 136-145*
- 26. Installation: Proclamation:** The Mar & Aide advance to the center from their chairs (#2 of 3 times) then Square the front of the Square to the West side center, then march West. The Mar ascends the Dias in the West on the AP side and gives the proclamation with the right hand raised. (See instructions for Proclamation for the Std. B for the correct position of the hand). The Aide remains on floor facing East. Following the Proclamation, the Mar and Aide adjust their space apart so as to be able to march through the square on the N & S side of the Altar without Squaring the Altar. The Mar hands the gavel back to the IO following the Proclamation on the Throne. *Pgs 146-147*
- 27. Coronation:** The Mar & Aide advance to the center from their chairs (#3 of 3 times) then Square the front of the Square to the West then march West to a position to escort the CM to the throne. The IO waits until the Mar. and Aide have met at the back of the Square before proceeding with the introduction of the CM. The HMar squares the Altar on the North side when directed to conduct the RM to the Altar. The RM closest to the Altar. The CMar offers their arm to the RM. The kneeling bench is placed in front of the first pair of Guards. Note position of Sword when the CM places it in the hands of the RM. Blade on the upward facing open palm of the left hand and right hand turned downward grasping the hilt. The kneeling bench is removed when the RM leaves the avenue. (Not Ritual: The Members of the Honor Guard and the SwB and CrB are suggested to take a step back when the Honor Guard resume "Carry Swords" after the RM has been escorted around the Square by the CMar and reentered the avenue to allow room for the Officers to exit the Throne.) The CMar takes the RM by the elbow (not raising her arm) to escort her around the Square. The CM does not relinquish the gavel to the IO until after the flower addenda if one is performed. *Pgs 198-205*

H.L. Diana Moulden
Supreme Lecturer 2017-2018

ph# 253-221-5410

email: lightkeeper2012@juno.com
5116 88th St Ct E Tacoma, WA 98446



H.L. Judy Mosier
Supreme Royal Matron

H.L. Victoria Ault, PSRM
Ritual Chairman