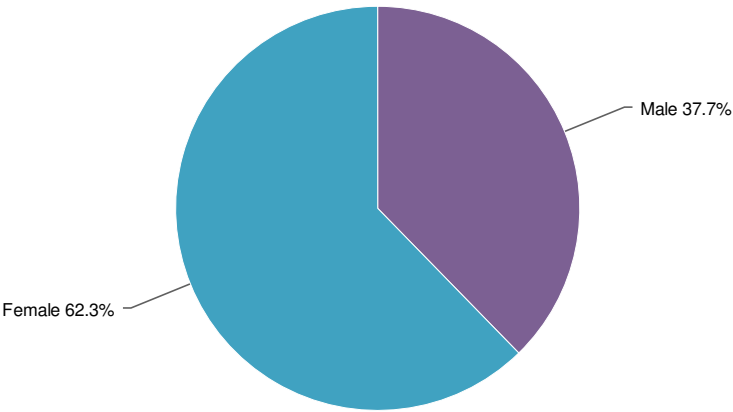


New Summary Report - 07 March 2015

1. Sex:

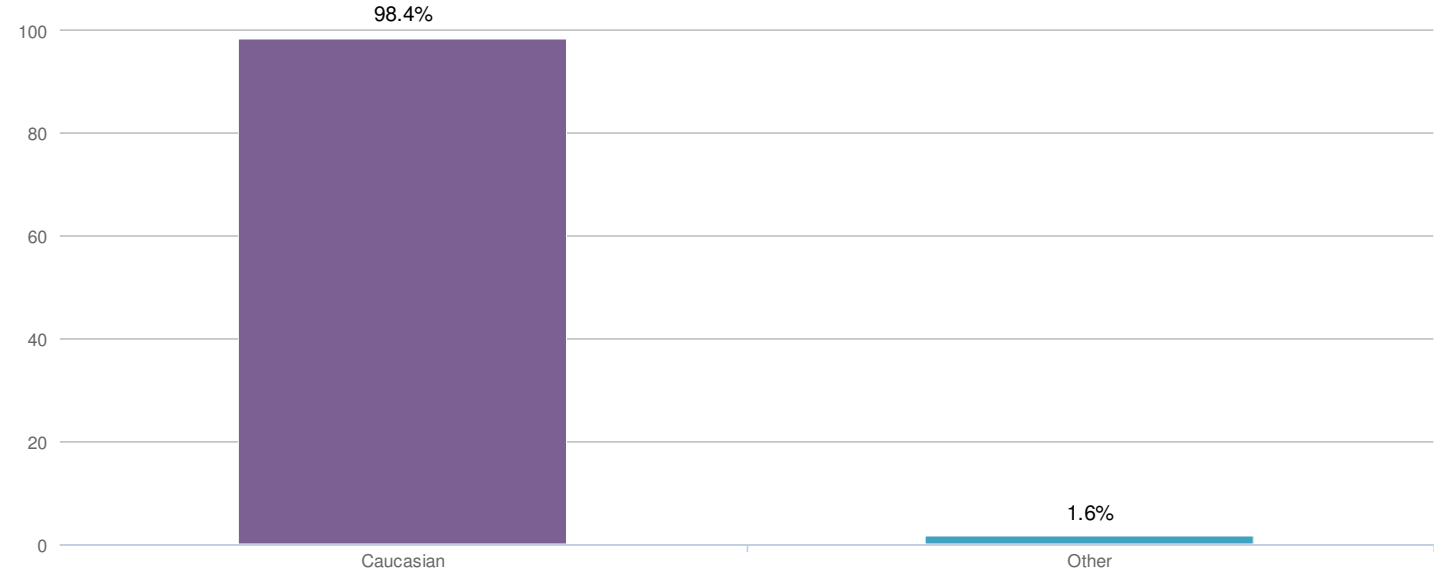


Male	37.7%	<div><div></div><div></div></div>	23
Female	62.3%	<div><div></div><div></div></div>	38
Transgender	0.0%	<div><div></div><div></div></div>	0
Total			61

2. Age

Count	Response
1	34
1	40
1	42
1	45
1	46
1	50
1	51
1	55
1	57
5	58
3	60
3	62
6	63
3	64
4	67
10	68
3	69
1	70
1	71
1	72
1	76
2	78
1	84
1	88
1	94
1	95

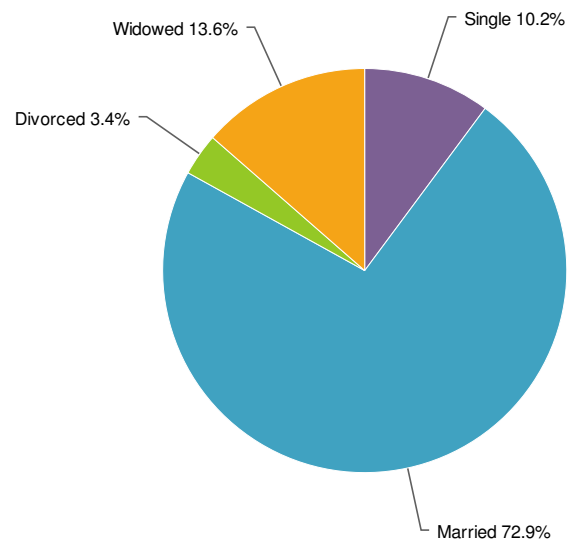
3. Do you identify as (please check all that apply):



Caucasian	98.4%	<div></div>	60
African-American	0.0%	<div></div>	0
Hispanic	0.0%	<div></div>	0
Asian/Pacific Islander	0.0%	<div></div>	0
Native American	0.0%	<div></div>	0
Other	1.6%	<div></div>	1
Total			61

Responses "Other"	Count
Left Blank	64
White, the question is racial	1

4. Marital Status:



Single	10.2%	<div><div></div></div>	6
Married	72.9%	<div><div></div></div>	43
Partnered	0.0%	<div><div></div></div>	0
Divorced	3.4%	<div><div></div></div>	2
Widowed	13.6%	<div><div></div></div>	8
Total			59

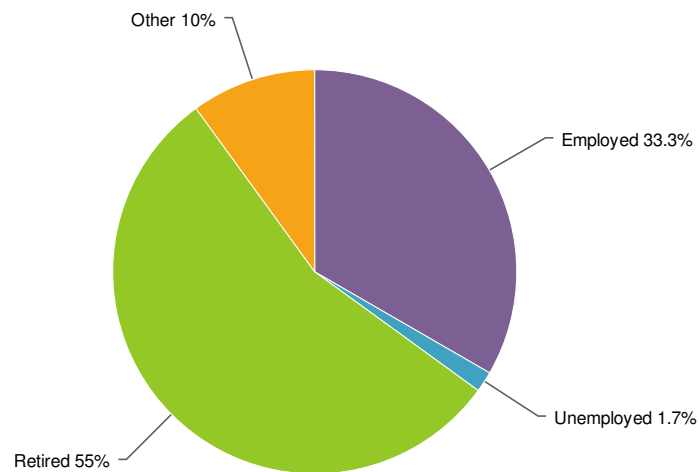
5. Number of Children:

Count	Response
10	0
1	1
20	2
14	3
1	4
1	n/a

6. Number of children living at home:

Count	Response
44	0
3	1
2	2
2	3
1	n/a

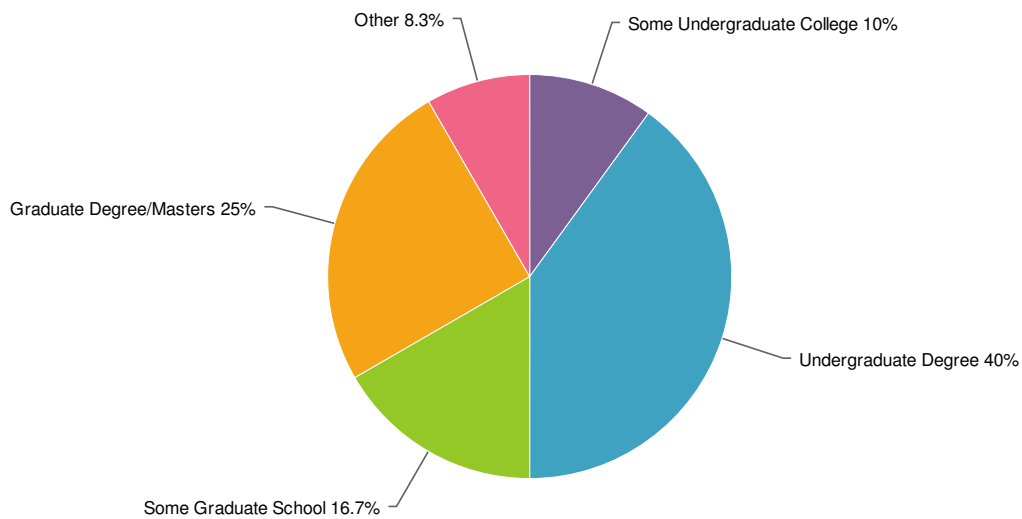
7. Employment Status:



Employed	33.3%	<div><div></div></div>	20
Unemployed	1.7%	<div><div></div></div>	1
Retired	55.0%	<div><div></div></div>	33
Other	10.0%	<div><div></div></div>	6
Total			60

Responses "Other"	Count
Left Blank	59
Anchoress - no pay, hope for alms	1
Diocesan Anchoress	2
Disabled	1
Self-employed	1
Semi-retired	1

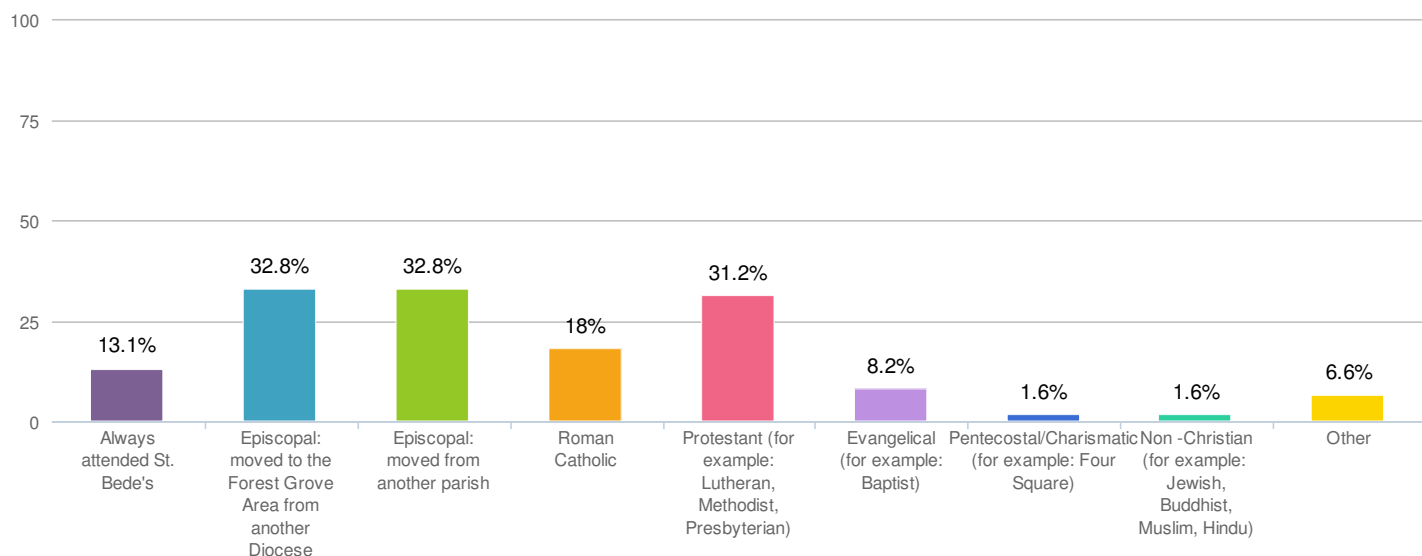
8. Highest Education Level










Some High School	0.0%		0
High School Diploma	0.0%		0
Some Undergraduate College	10.0%		6
Undergraduate Degree	40.0%		24
Some Graduate School	16.7%		10
Graduate Degree/Masters	25.0%		15
Other	8.3%		5
Total			60

Responses "Other"	Count
Left Blank	60
2 BS Degrees	1
6th grade	1
Graduate Degree/Doctorate	2
Graduate Degrees/Masters and Doctorate	1

9. Prior Church Involvement (select all that apply):



Always attended St. Bede's	13.1%		8
Episcopal: moved to the Forest Grove Area from another Diocese	32.8%		20
Episcopal: moved from another parish	32.8%		20
Roman Catholic	18.0%		11
Eastern Orthodox	0.0%		0
Protestant (for example: Lutheran, Methodist, Presbyterian)	31.2%		19
Evangelical (for example: Baptist)	8.2%		5
Pentecostal/Charismatic (for example: Four Square)	1.6%		1
Other Christian (for example: Mormon, Jehovah's Witness, Seventh-Day Adventist)	0.0%		0
Non-Christian (for example: Jewish, Buddhist, Muslim, Hindu)	1.6%		1
Other	6.6%		4
Total			61

Responses "Other"	Count
Left Blank	61
Church of God	1
Non-church member	1
Quaker	1
none	1

10. How long have you attended St. Bede's?

Count	Response
1	1 year 7 months
1	10 years
3	11 years
1	12 months
1	12 years
1	14 years?
2	15 years
1	15yr.
1	16 years
1	17 1/2 years
1	17 yrs
1	2 1/2 years
1	2 and 1/2 years
1	2.5 years
1	20 years
1	23 years
1	25 years
2	26 years
3	28 years
1	29 yrs
1	3 months
1	3 years
1	3.5 years
2	30+
1	35
1	36
1	37
3	37 years
1	38 years
1	39 years (in March)

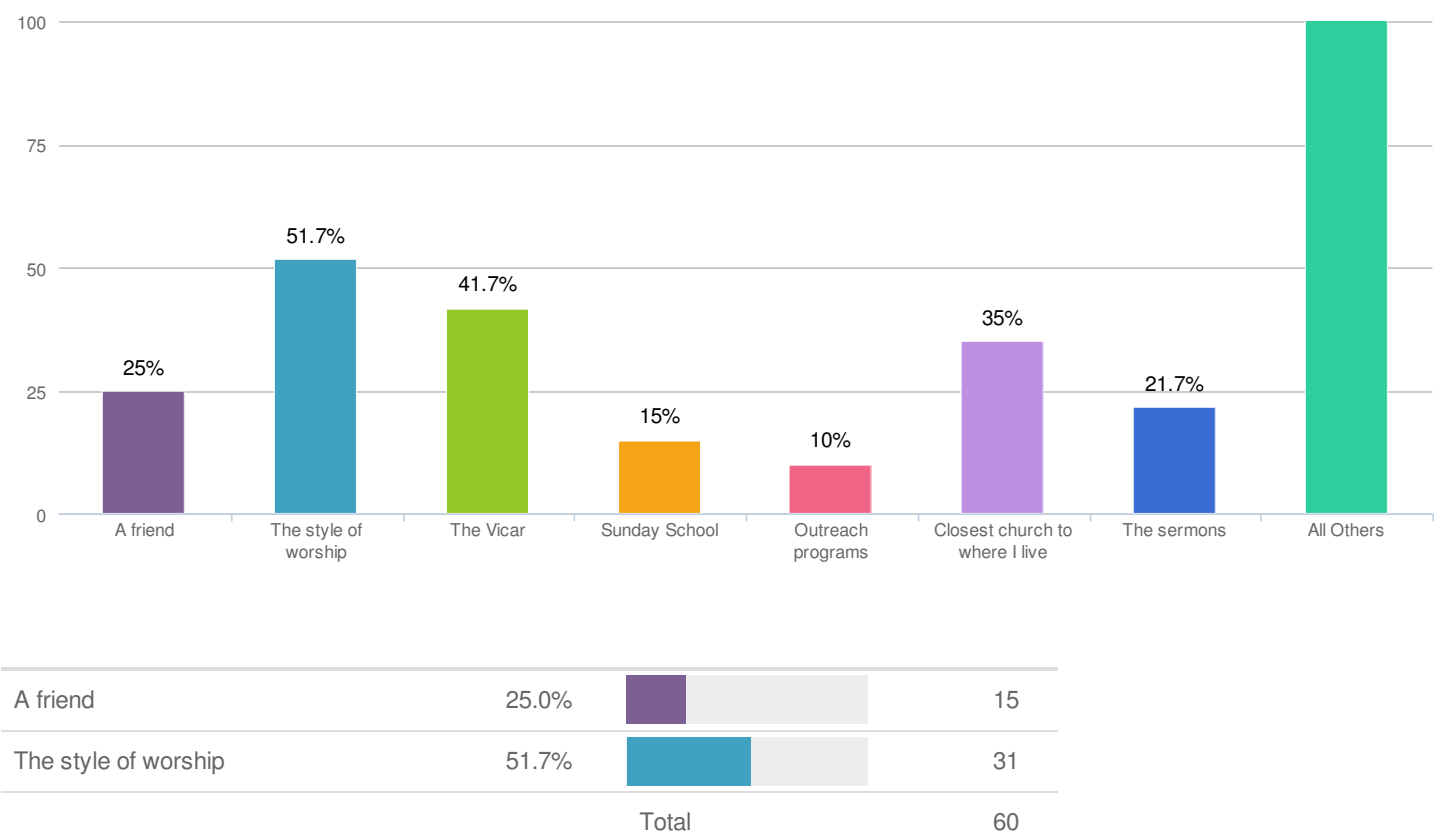
Count	Response
2	4 years
2	4 yrs
1	40 years
1	40yrs
4	5 years
1	6 yrs
3	7 years
1	8 years
1	Approx. 3 years--some years ago
1	about 10 years
1	since 1989
1	since 1991 with some time off
1	six months










11. How many miles do you live from St. Bede's?

Count	Response
1	>1
1	<1
1	0
1	0.3
1	0.5
1	1
2	10
1	14
1	16 miles
3	2
1	2 blocks
1	2 miles
10	3
1	3.0
1	3.5

Count	Response
5	4
1	4 miles
4	5
3	6
2	6 blocks
4	7
2	75
1	8
3	8 miles
1	8mi
1	Approx. 3
1	Less than a mile
1	Less than 1
1	less than 1
1	three blocks

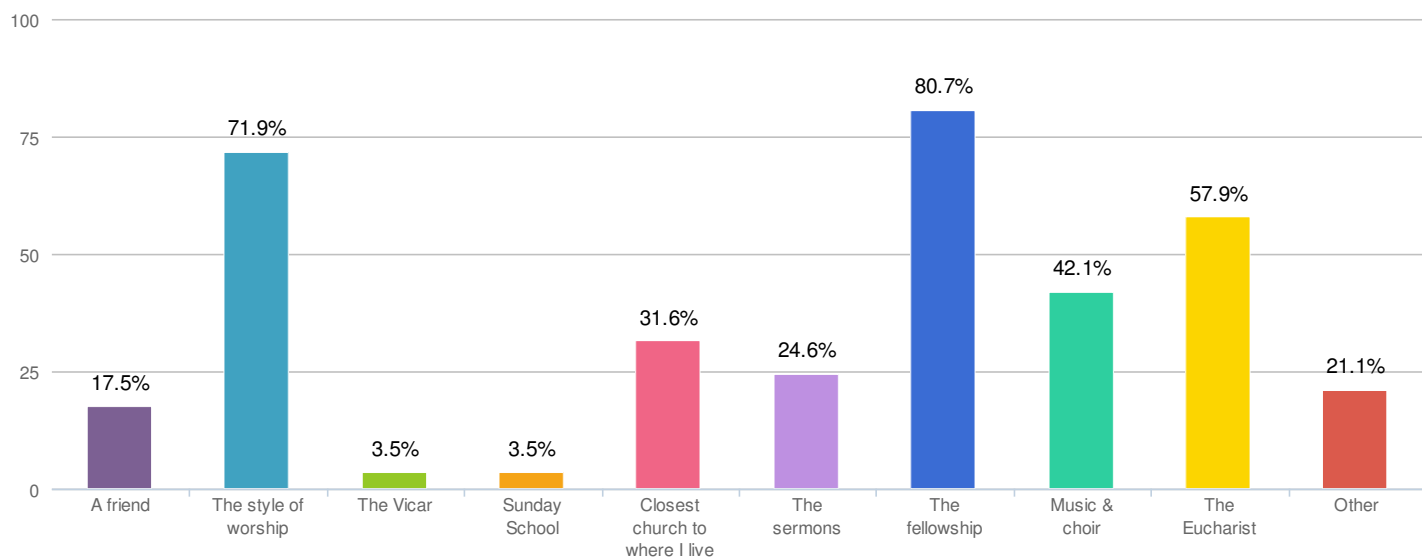
12. What initially drew you to St. Bede's? (select all that apply)



The Vicar	41.7%		25
Sunday School	15.0%		9
Outreach programs	10.0%		6
Closest church to where I live	35.0%		21
The sermons	21.7%		13
The fellowship	36.7%		22
Music & choir	23.3%		14
The Eucharist	23.3%		14
Other	30.0%		18
Total			60

Responses "Other"	Count
<i>Left Blank</i>	48
Already an Episcopalian	1
Baptize my Son	1
Became mutual worship for spouse and me	1
Episcopal	1
Episcopal church where I live	1
I'm an Episcopalian	1
My Grandma and Grandpa	1
Vicar's wife	1
closest Episcopal church	1
cradle Episcopalian-habit	1
family	1
mother a member	1
moved from All Saints	1
social groups available	1
welcoming parishioners	1
what we grew up with	1
I was attending All Saints Hillsboro, where there is also a Spanish-speaking congregation. I continued to attend the Spanish-speaking services.	1

13. Why do you stay at St. Bede's? (check all that apply)



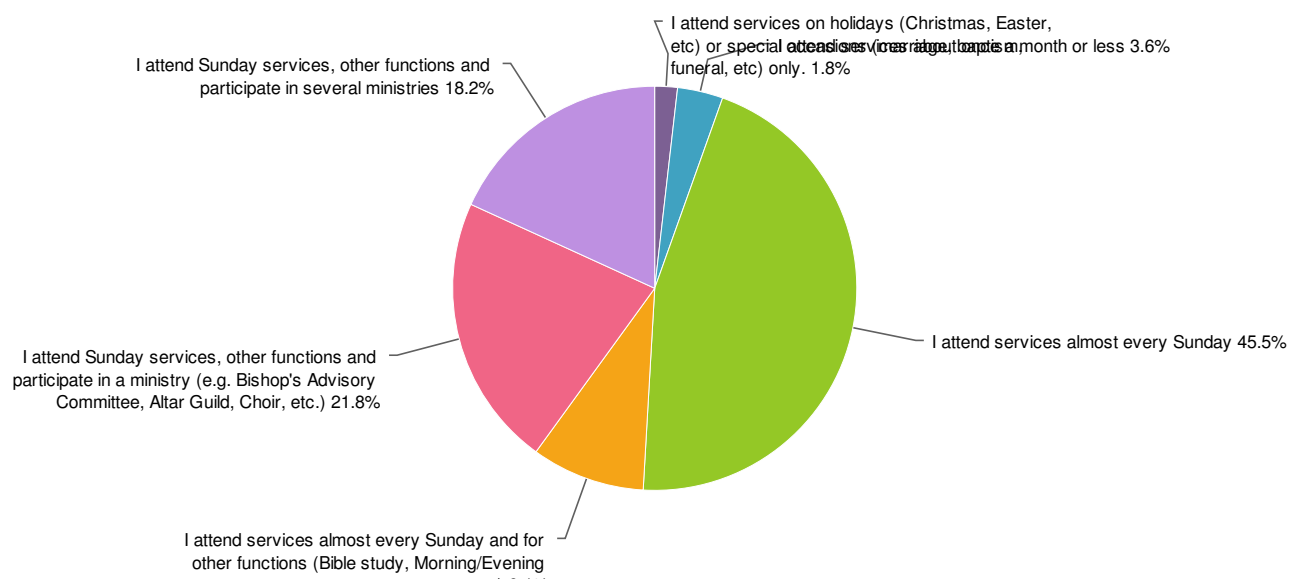
A friend	17.5%	<div><div></div></div>	10
The style of worship	71.9%	<div><div></div></div>	41
The Vicar	3.5%	<div><div></div></div>	2
Sunday School	3.5%	<div><div></div></div>	2
Closest church to where I live	31.6%	<div><div></div></div>	18
The sermons	24.6%	<div><div></div></div>	14
The fellowship	80.7%	<div><div></div></div>	46
Music & choir	42.1%	<div><div></div></div>	24
The Eucharist	57.9%	<div><div></div></div>	33
Other	21.1%	<div><div></div></div>	12
Total			57

Responses "Other"

	Count
<i>Left Blank</i>	53
Friends	1
Grandma and Grandpa	1
I am a life long Episcopalian	1
I enjoy the volunteer work that I have carved out at St. Bede's	1
I love the people of St. Bede's	1
Made many good friends through church	1
Outreach--food bank, etc.	1

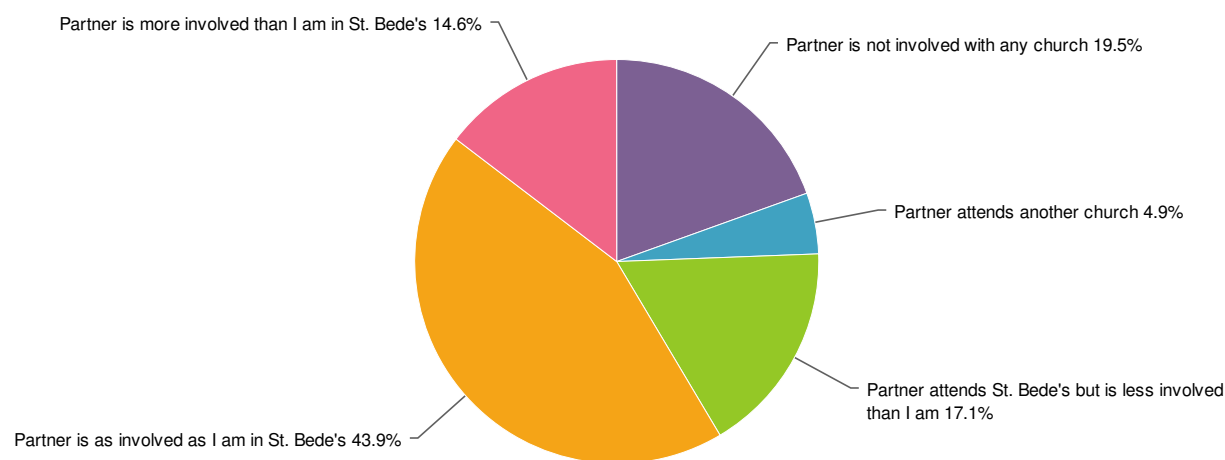
Responses "Other"	Count
closest Episcopal church	1
left for 1 year	1
liturgical style, community activities, laity involvement in liturgical ministries	1
sense of community, shared support and problemsolving	1
social groups, brief service, progressive mindset	1

14. Attendance and Involvement at St. Bede's :



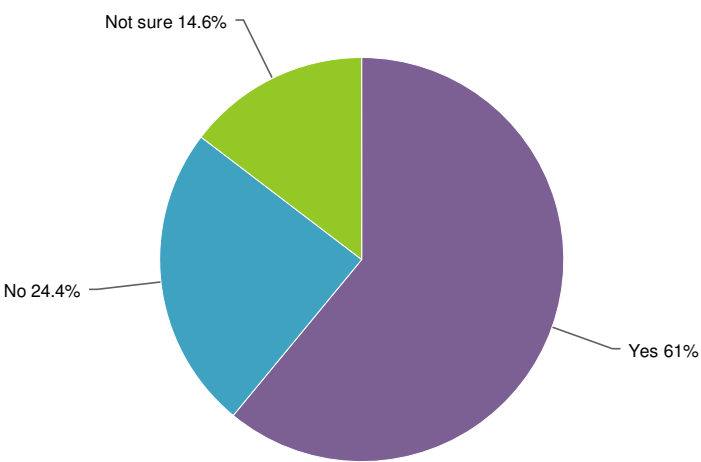
I attend services on holidays (Christmas, Easter, etc) or special occasions (marriage, baptism, funeral, etc) only.	1.8%	1
I attend services about once a month or less	3.6%	2
I attend services almost every Sunday	45.5%	25
I attend services almost every Sunday and for other functions (Bible study, Morning/Evening prayer, etc)	9.1%	5
I attend Sunday services, other functions and participate in a ministry (e.g. Bishop's Advisory Committee, Altar Guild, Choir, etc.)	21.8%	12
I attend Sunday services, other functions and participate in several ministries	18.2%	10
Total		55

15. If you are married or living with a partner, what is their involvement with St. Bede's?



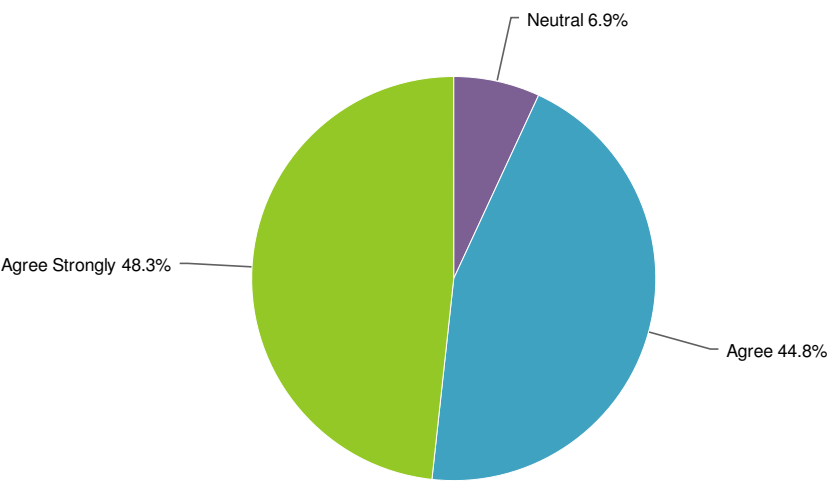
Partner is not involved with any church	19.5%	<div><div></div></div>	8
Partner attends another church	4.9%	<div><div></div></div>	2
Partner attends St. Bede's but is less involved than I am	17.1%	<div><div></div></div>	7
Partner is as involved as I am in St. Bede's	43.9%	<div><div></div></div>	18
Partner is more involved than I am in St. Bede's	14.6%	<div><div></div></div>	6
Total			41

16. If you are married or living with a partner, are they filling out a survey?



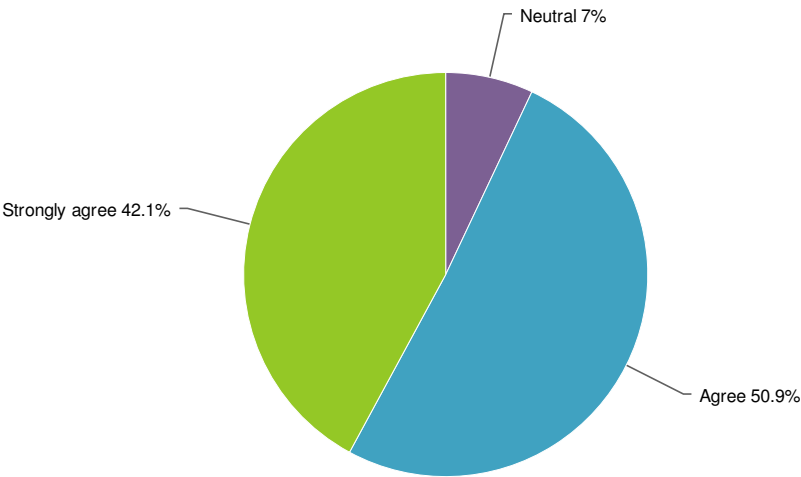
Yes	61.0%	<div><div></div><div></div></div>	25
No	24.4%	<div><div></div><div></div></div>	10
Not sure	14.6%	<div><div></div><div></div></div>	6
Total			41

17. I am happy to be a member of St. Bede's



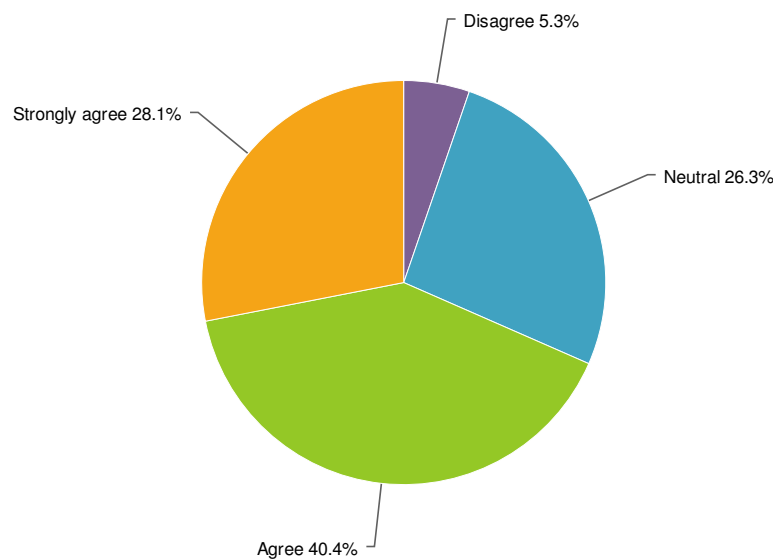
				Statistics	
Disagree Strongly	0.0%		0	Sum	256.0
Disagree	0.0%		0	Average	4.4
Neutral	6.9%		4	StdDev	0.6
Agree	44.8%		26	Max	5.0
Agree Strongly	48.3%		28		
Total			58		

18. Our congregation is hospitable and accepting to newcomers



				Statistics	
Strongly disagree	0.0%		0	Sum	191.0
Disagree	0.0%		0	Average	3.4
Neutral	7.0%		4	StdDev	0.6
Agree	50.9%		29	Max	4.0
Strongly agree	42.1%		24		
Total			57		

19. I feel comfortable inviting friends to St. Bede's

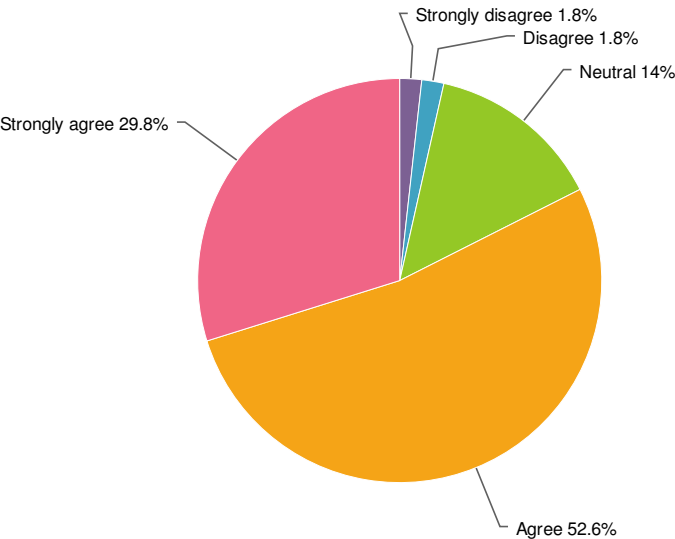


Strongly disagree	0.0%		0
Disagree	5.3%		3
Neutral	26.3%		15
Agree	40.4%		23
Strongly agree	28.1%		16
Total			57

Statistics

Sum	166.0
Average	2.9
StdDev	0.9
Max	4.0

20. I find members of St. Bede's to be very open and supportive of each other

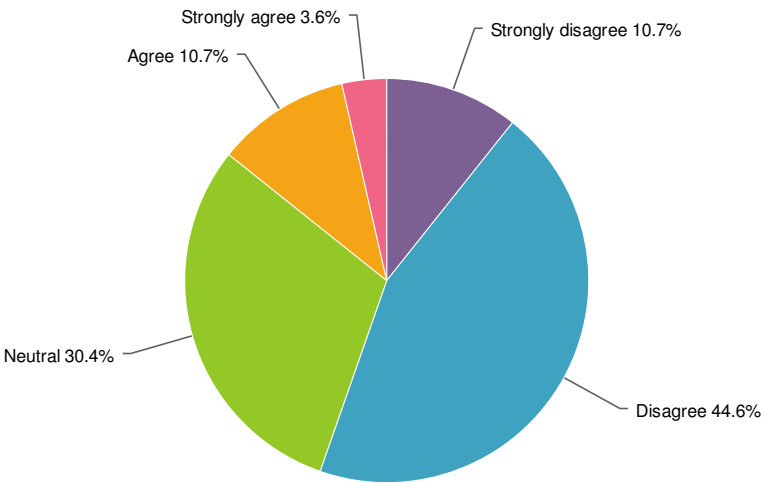


Strongly disagree	1.8%		1
Disagree	1.8%		1
Neutral	14.0%		8
Agree	52.6%		30
Strongly agree	29.8%		17
Total			57

Statistics

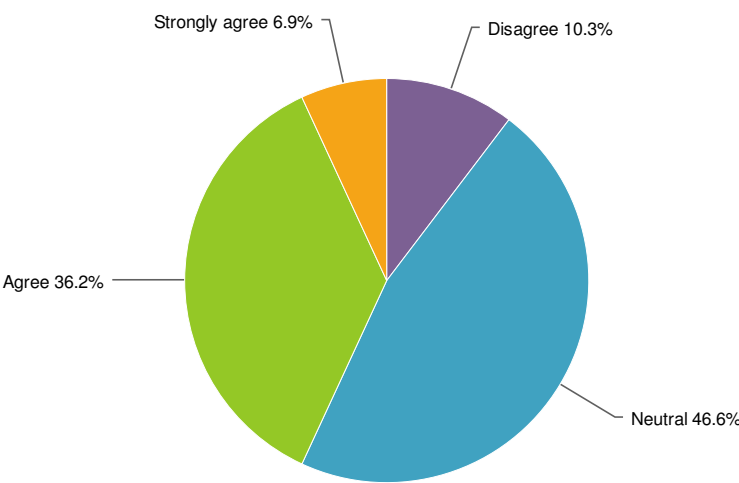
Sum	460.0
Average	8.1
StdDev	0.8
Max	9.0

21. Our congregation is racially diverse



				Statistics	
Strongly disagree	10.7%	<div><div></div></div>	6	Sum	85.0
Disagree	44.6%	<div><div></div></div>	25	Average	1.5
Neutral	30.4%	<div><div></div></div>	17	StdDev	0.9
Agree	10.7%	<div><div></div></div>	6	Max	4.0
Strongly agree	3.6%	<div><div></div></div>	2		
Total			56		

22. Our congregation needs to do more to include communities of color (Latino, African-American, Asian, etc)

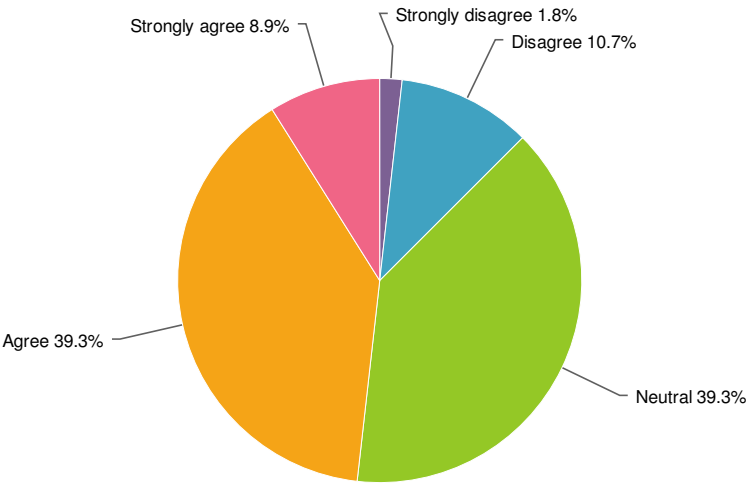


Strongly disagree	0.0%		0
Disagree	10.3%		6
Neutral	46.6%		27
Agree	36.2%		21
Strongly agree	6.9%		4
Total			58

Statistics

Sum	139.0
Average	2.4
StdDev	0.8
Max	4.0

23. Our congregation is economically diverse

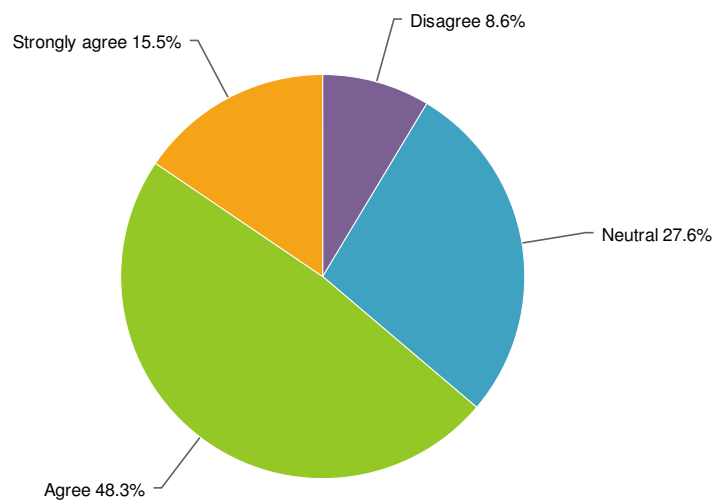


Strongly disagree	1.8%	<div><div></div></div>	1
Disagree	10.7%	<div><div></div></div>	6
Neutral	39.3%	<div><div></div></div>	22
Agree	39.3%	<div><div></div></div>	22
Strongly agree	8.9%	<div><div></div></div>	5
Total			56

Statistics

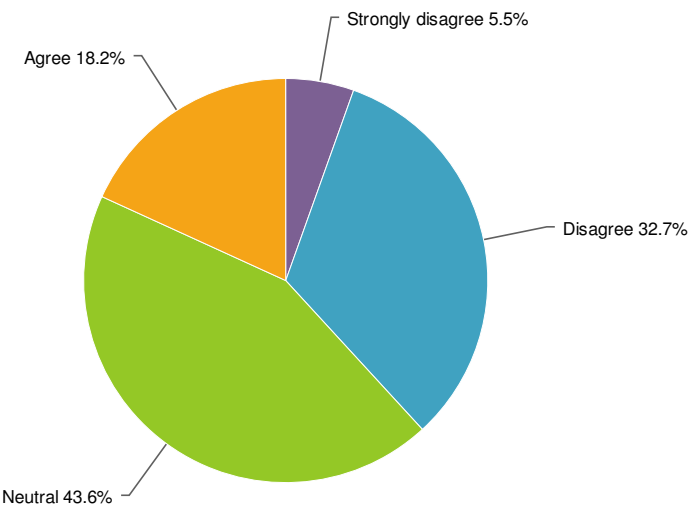
Sum	136.0
Average	2.4
StdDev	0.9
Max	4.0

24. Our congregation needs to do more to include people regardless of socio-economic status



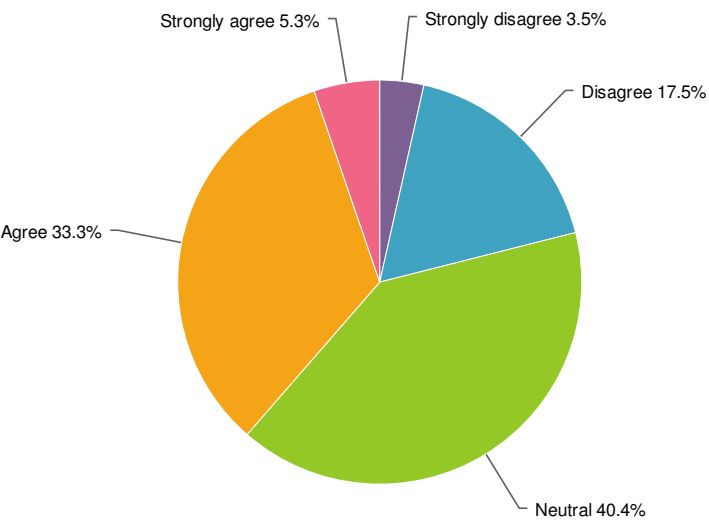
				Statistics	
Strongly disagree	0.0%	<div></div>	0	Sum	157.0
Disagree	8.6%	<div></div>	5	Average	2.7
Neutral	27.6%	<div></div>	16	StdDev	0.8
Agree	48.3%	<div></div>	28	Max	4.0
Strongly agree	15.5%	<div></div>	9		
Total			58		

25. Our congregation has a diversity of straight, gay, lesbian, bi-sexual and transgender members



					Statistics	
Strongly disagree	5.5%	<div><div></div></div>		3	Sum	96.0
Disagree	32.7%	<div><div></div></div>		18	Average	1.7
Neutral	43.6%	<div><div></div></div>		24	StdDev	0.8
Agree	18.2%	<div><div></div></div>		10	Max	3.0
Strongly agree	0.0%	<div><div></div></div>		0		
Total				55		

26. Our congregation needs to do more to include members of the gay, lesbian, bi-sexual and transgender community

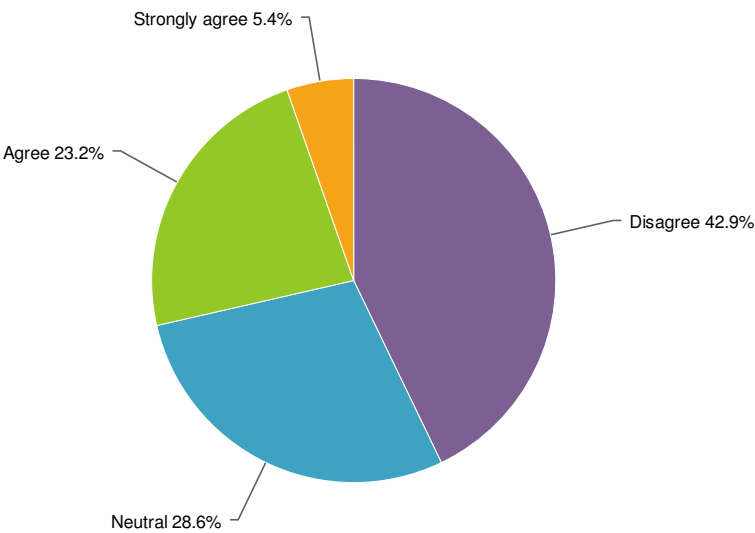


Strongly disagree	3.5%	<div><div></div></div>	2
Disagree	17.5%	<div><div></div></div>	10
Neutral	40.4%	<div><div></div></div>	23
Agree	33.3%	<div><div></div></div>	19
Strongly agree	5.3%	<div><div></div></div>	3
Total			57

Statistics

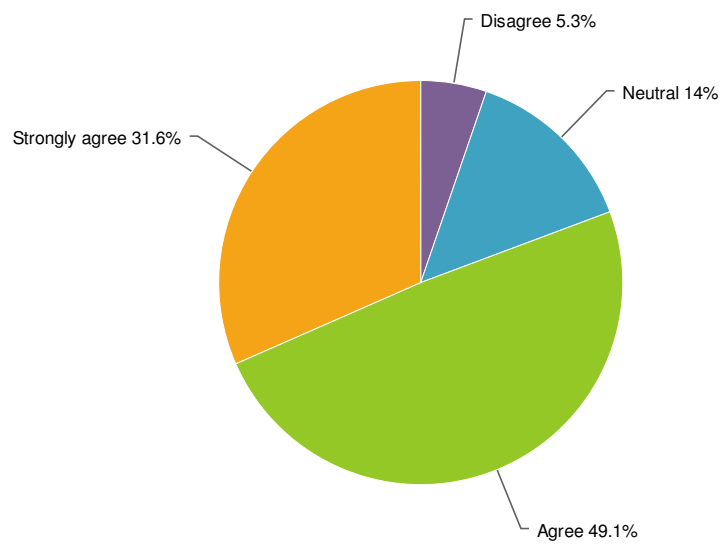
Sum	125.0
Average	2.2
StdDev	0.9
Max	4.0

27. Our congregation has a diversity of ages (children, youth, teenagers, college students, retirees, etc)



				Statistics	
Strongly disagree	0.0%	<div></div>	0	Sum	107.0
Disagree	42.9%	<div></div>	24	Average	1.9
Neutral	28.6%	<div></div>	16	StdDev	0.9
Agree	23.2%	<div></div>	13	Max	4.0
Strongly agree	5.4%	<div></div>	3		
Total			56		

28. Our congregation needs to do more to include members of all ages

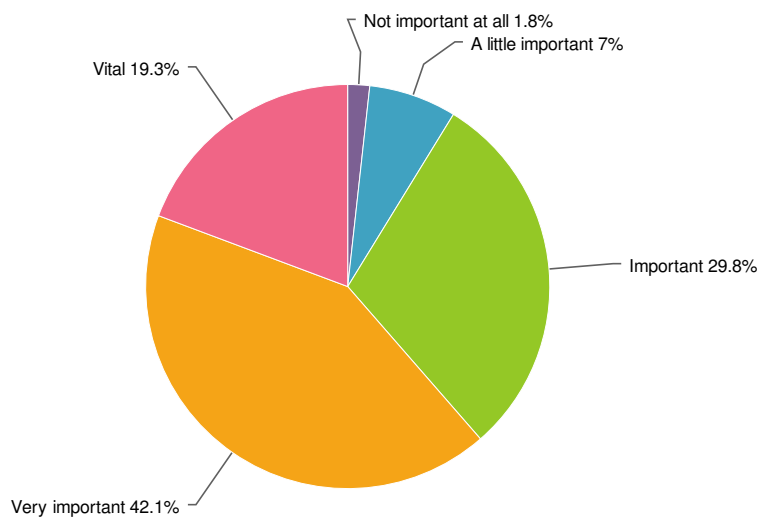


Strongly disagree	0.0%		0
Disagree	5.3%		3
Neutral	14.0%		8
Agree	49.1%		28
Strongly agree	31.6%		18
Total			57

Statistics

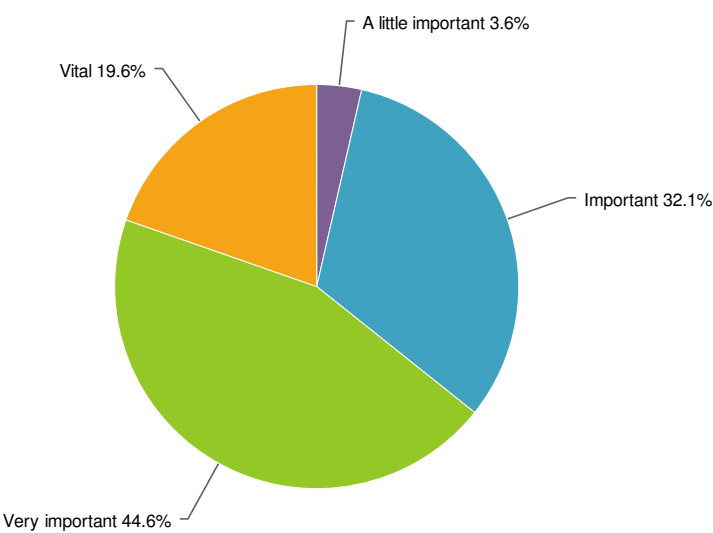
Sum	175.0
Average	3.1
StdDev	0.8
Max	4.0

29. HOW IMPORTANT is the liturgical style of the Sunday service?



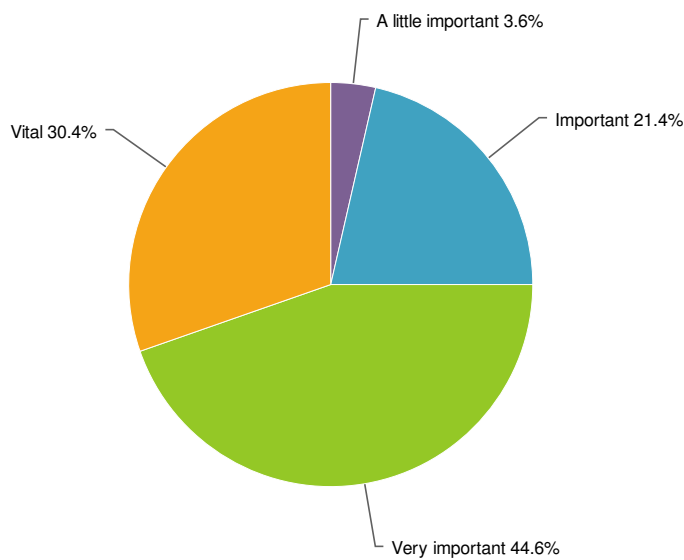
				Statistics	
Not important at all	1.8%	<div><div></div></div>	1	Sum	211.0
A little important	7.0%	<div><div></div></div>	4	Average	3.7
Important	29.8%	<div><div></div></div>	17	StdDev	0.9
Very important	42.1%	<div><div></div></div>	24	Max	5.0
Vital	19.3%	<div><div></div></div>	11		
Total			57		

30. HOW IMPORTANT is involving laity in various liturgical ministries?



				Statistics	
Not important at all	0.0%	<div></div>	0	Sum	213.0
A little important	3.6%	<div></div>	2	Average	3.8
Important	32.1%	<div></div>	18	StdDev	0.8
Very important	44.6%	<div></div>	25	Max	5.0
Vital	19.6%	<div></div>	11		
Total			56		

31. HOW IMPORTANT is the preaching?

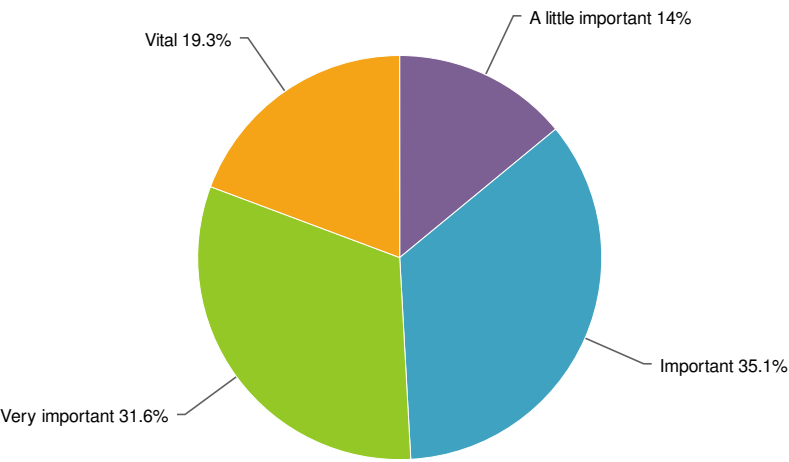


Not important at all	0.0%		0
A little important	3.6%		2
Important	21.4%		12
Very important	44.6%		25
Vital	30.4%		17
Total			56

Statistics

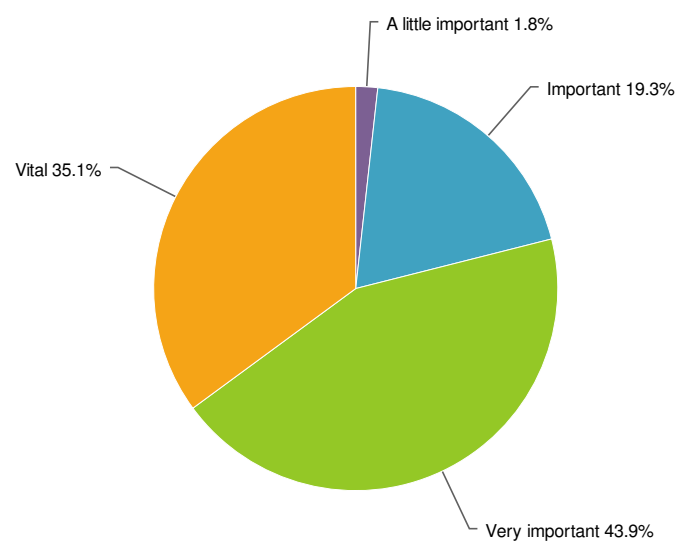
Sum	225.0
Average	4.0
StdDev	0.8
Max	5.0

32. HOW IMPORTANT is the music?



				Statistics	
Not important at all	0.0%		0	Sum	203.0
A little important	14.0%		8	Average	3.6
Important	35.1%		20	StdDev	1.0
Very important	31.6%		18	Max	5.0
Vital	19.3%		11		
Total			57		

33. HOW IMPORTANT is involving and including children?

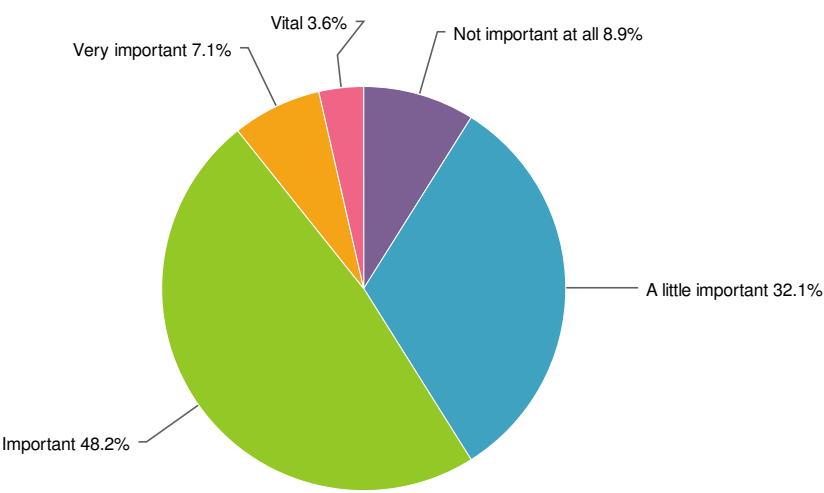


Not important at all	0.0%		0
A little important	1.8%		1
Important	19.3%		11
Very important	43.9%		25
Vital	35.1%		20
Total			57

Statistics

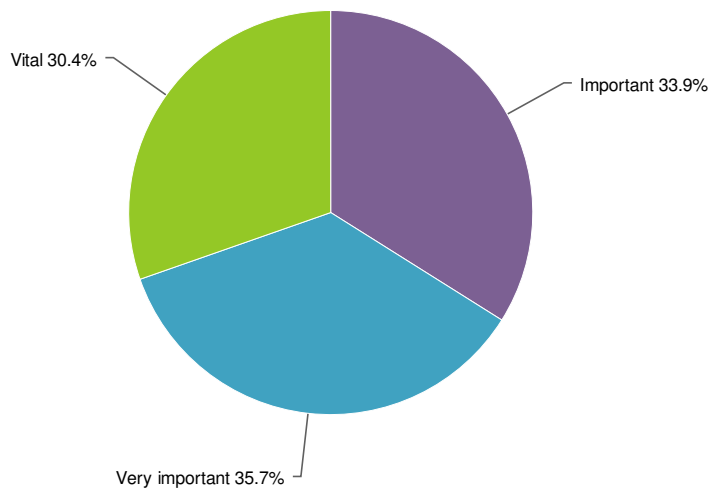
Sum	235.0
Average	4.1
StdDev	0.8
Max	5.0

34. HOW IMPORTANT are services without music?



				Statistics	
Not important at all	8.9%	<div><div></div></div>	5	Sum	148.0
A little important	32.1%	<div><div></div></div>	18	Average	2.6
Important	48.2%	<div><div></div></div>	27	StdDev	0.9
Very important	7.1%	<div><div></div></div>	4	Max	5.0
Vital	3.6%	<div><div></div></div>	2		
Total			56		

35. HOW IMPORTANT are sermons that are personal and applicable to daily life?

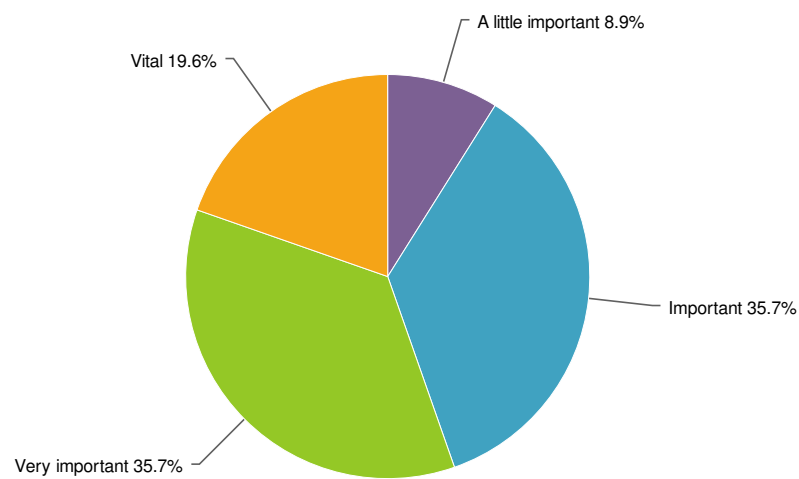


Not important at all	0.0%		0
A little important	0.0%		0
Important	33.9%		19
Very important	35.7%		20
Vital	30.4%		17
Total			56

Statistics

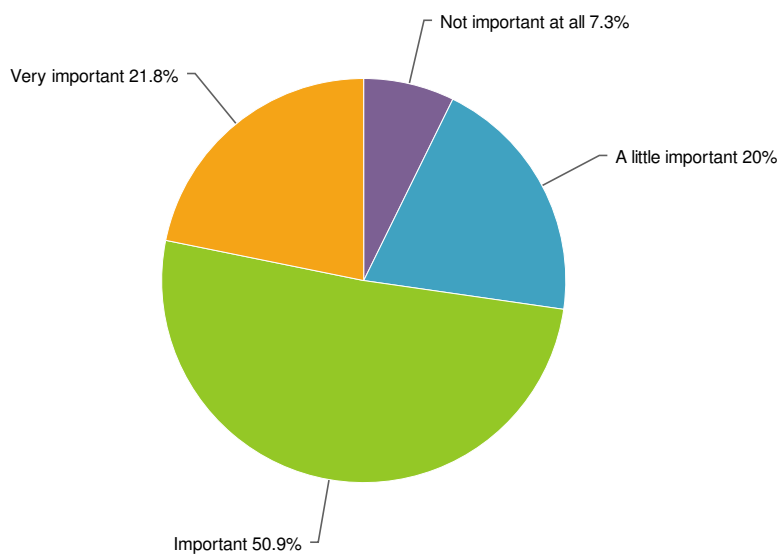
Sum	222.0
Average	4.0
StdDev	0.8
Max	5.0

36. HOW IMPORTANT are biblical/lectionary based sermons?



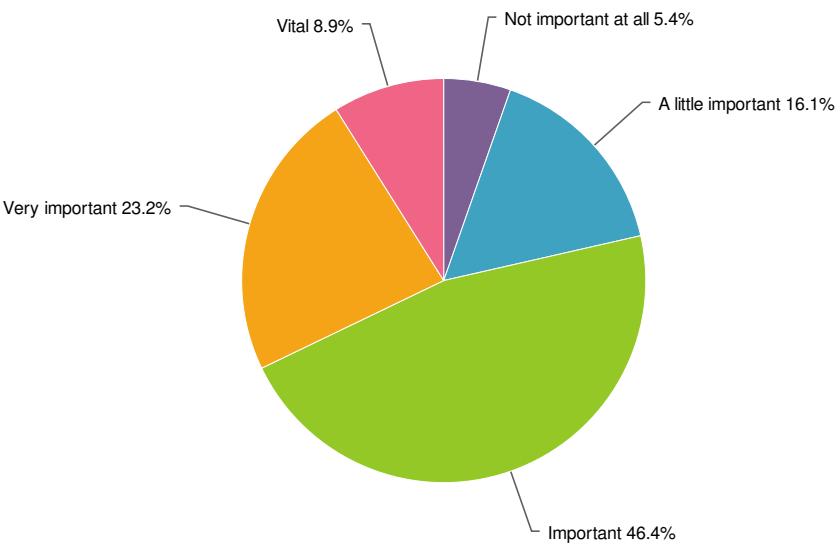
				Statistics	
Not important at all	0.0%		0	Sum	205.0
A little important	8.9%		5	Average	3.7
Important	35.7%		20	StdDev	0.9
Very important	35.7%		20	Max	5.0
Vital	19.6%		11		
Total			56		

37. HOW IMPORTANT are sermons on social and political issues?



				Statistics	
Not important at all	7.3%	<div><div></div></div>	4	Sum	158.0
A little important	20.0%	<div><div></div></div>	11	Average	2.9
Important	50.9%	<div><div></div></div>	28	StdDev	0.8
Very important	21.8%	<div><div></div></div>	12	Max	4.0
Vital	0.0%	<div><div></div></div>	0		
Total			55		

38. HOW IMPORTANT are sermons for children?

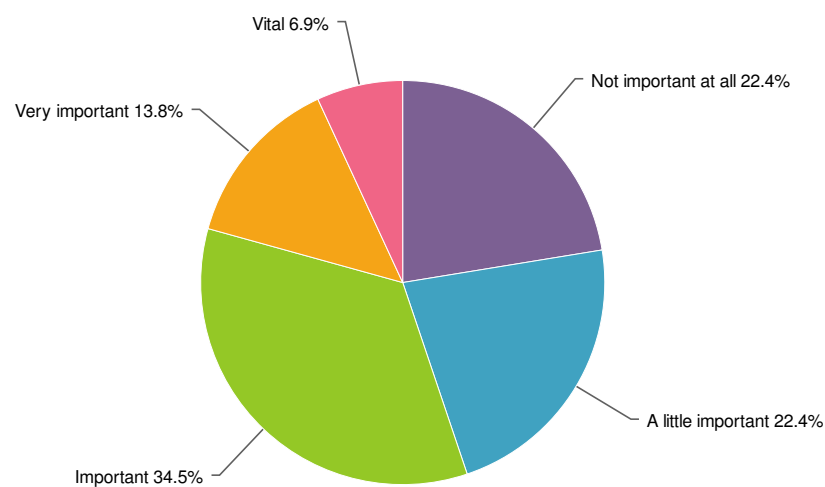


Not important at all	5.4%	<div><div></div></div>	3
A little important	16.1%	<div><div></div></div>	9
Important	46.4%	<div><div></div></div>	26
Very important	23.2%	<div><div></div></div>	13
Vital	8.9%	<div><div></div></div>	5
Total			56

Statistics

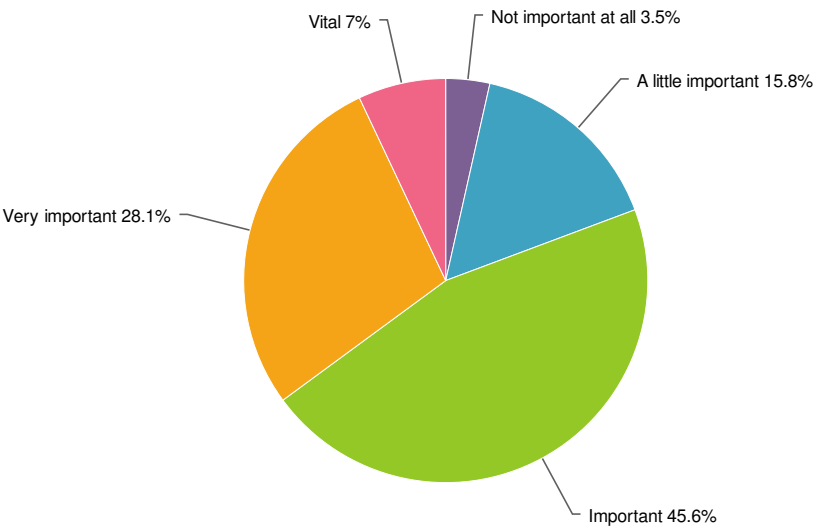
Sum	176.0
Average	3.1
StdDev	1.0
Max	5.0

39. HOW IMPORTANT is using Traditional Rite I Eucharist (traditional worship service)?



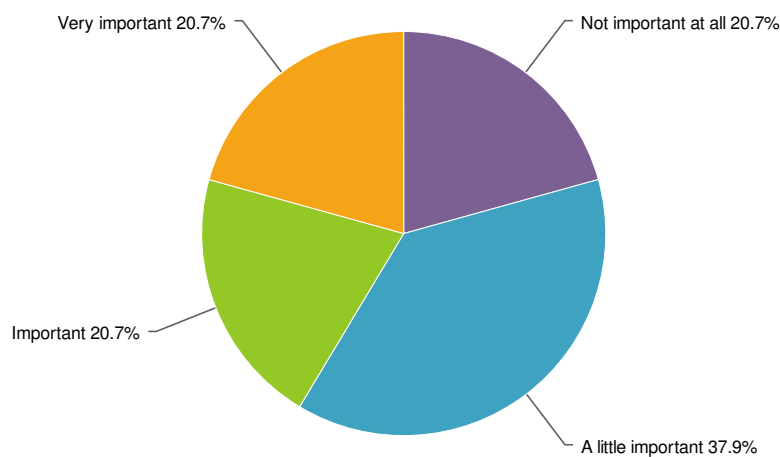
				Statistics	
Not important at all	22.4%	<div><div></div></div>	13	Sum	151.0
A little important	22.4%	<div><div></div></div>	13	Average	2.6
Important	34.5%	<div><div></div></div>	20	StdDev	1.2
Very important	13.8%	<div><div></div></div>	8	Max	5.0
Vital	6.9%	<div><div></div></div>	4		
Total			58		

40. HOW IMPORTANT is using Contemporary Rite II Eucharist (modern worship service)?



				Statistics	
Not important at all	3.5%	<div><div></div></div>	2	Sum	182.0
A little important	15.8%	<div><div></div></div>	9	Average	3.2
Important	45.6%	<div><div></div></div>	26	StdDev	0.9
Very important	28.1%	<div><div></div></div>	16	Max	5.0
Vital	7.0%	<div><div></div></div>	4		
Total			57		

41. HOW IMPORTANT is using alternative liturgies?

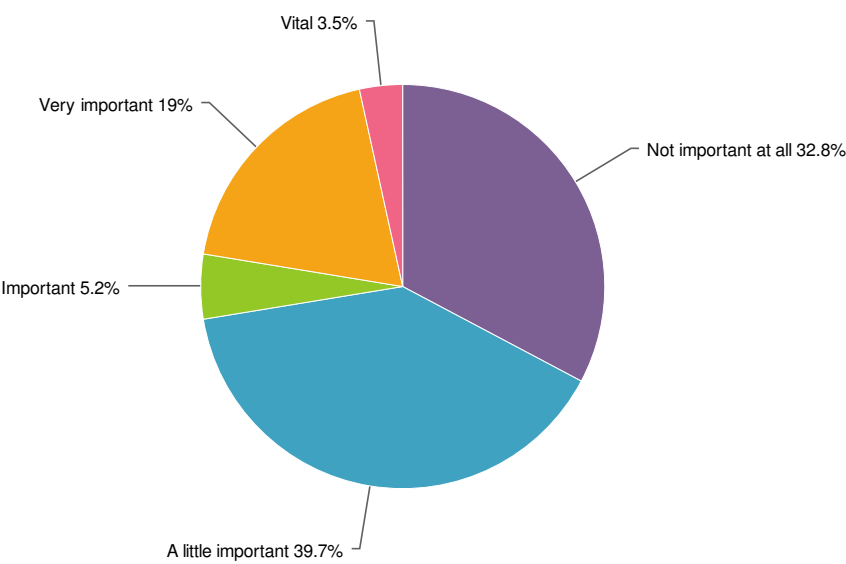


Not important at all	20.7%	<div></div>	12
A little important	37.9%	<div></div>	22
Important	20.7%	<div></div>	12
Very important	20.7%	<div></div>	12
Vital	0.0%	<div></div>	0
Total			58

Statistics

Sum	140.0
Average	2.4
StdDev	1.0
Max	4.0

42. HOW IMPORTANT is an 8:00 AM Eucharist on Sunday?

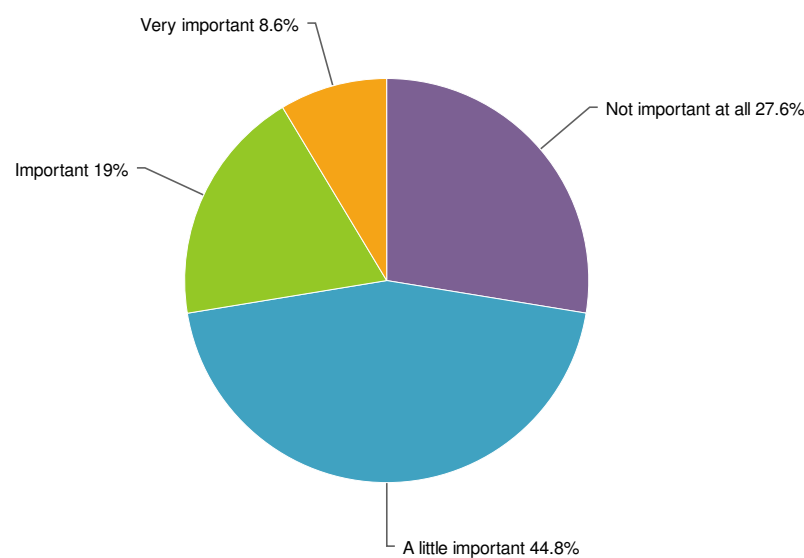


Not important at all	32.8%	<div></div>	19
A little important	39.7%	<div></div>	23
Important	5.2%	<div></div>	3
Very important	19.0%	<div></div>	11
Vital	3.5%	<div></div>	2
Total			58

Statistics

Sum	128.0
Average	2.2
StdDev	1.2
Max	5.0

43. HOW IMPORTANT is having a Morning Prayer service?

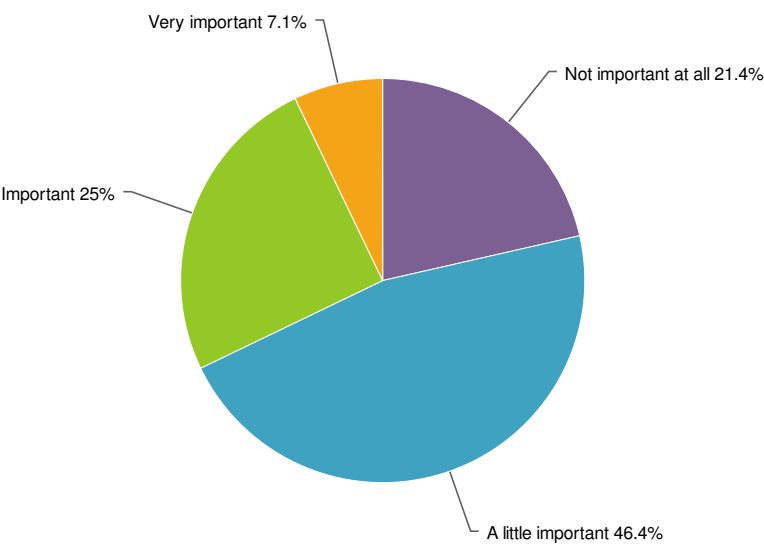


Not important at all	27.6%	<div></div>	16
A little important	44.8%	<div></div>	26
Important	19.0%	<div></div>	11
Very important	8.6%	<div></div>	5
Vital	0.0%	<div></div>	0
Total			58

Statistics

Sum	121.0
Average	2.1
StdDev	0.9
Max	4.0

44. HOW IMPORTANT is having an Evening Prayer service?

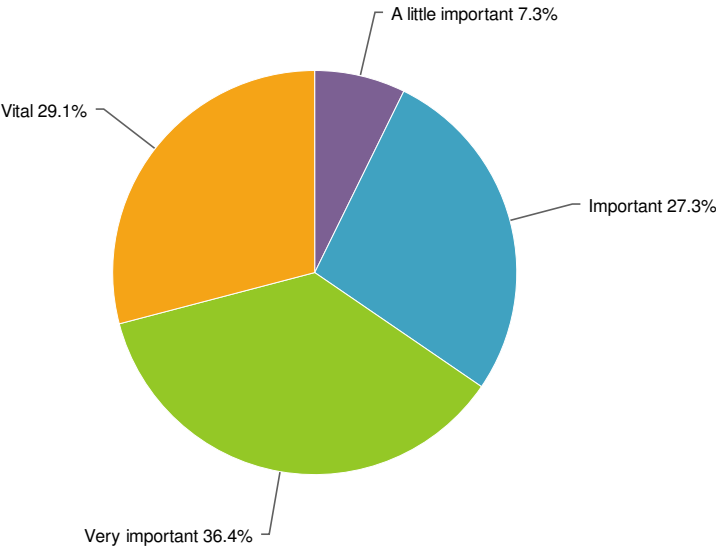


Not important at all	21.4%	<div></div>	12
A little important	46.4%	<div></div>	26
Important	25.0%	<div></div>	14
Very important	7.1%	<div></div>	4
Vital	0.0%	<div></div>	0
Total			56

Statistics

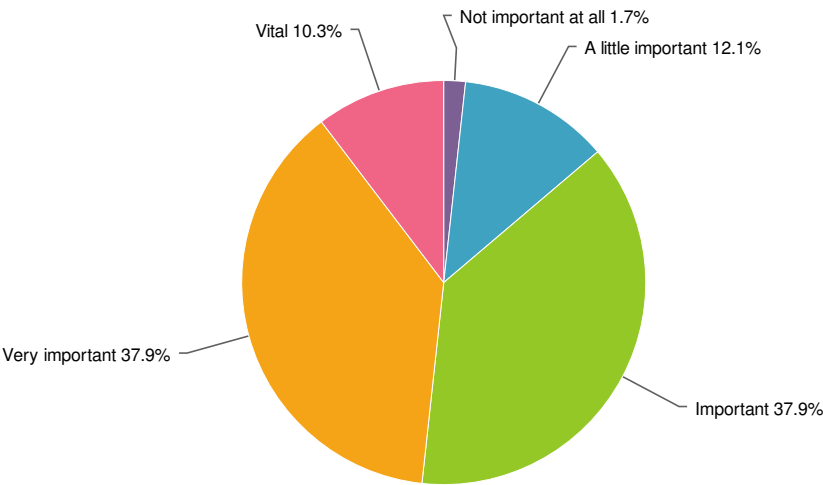
Sum	122.0
Average	2.2
StdDev	0.8
Max	4.0

45. HOW IMPORTANT are opportunities for spiritual participation by the congregation?



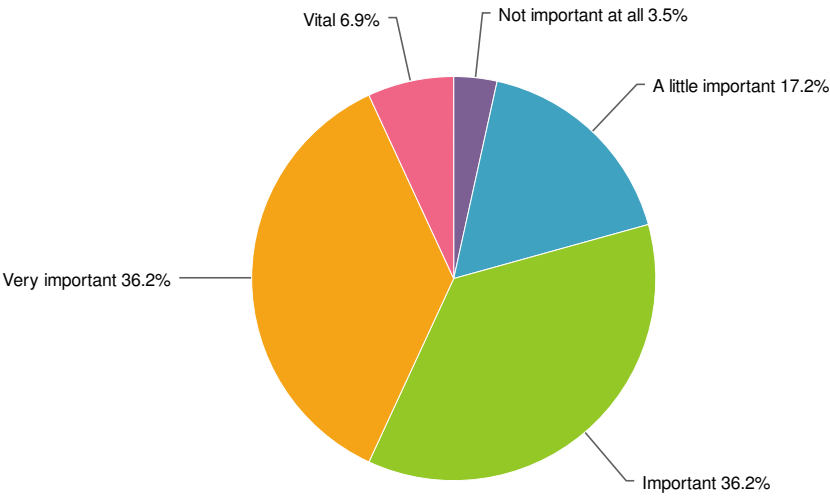
				Statistics	
Not important at all	0.0%	<div></div>	0	Sum	213.0
A little important	7.3%	<div></div>	4	Average	3.9
Important	27.3%	<div></div>	15	StdDev	0.9
Very important	36.4%	<div></div>	20	Max	5.0
Vital	29.1%	<div></div>	16		
Total			55		

46. HOW IMPORTANT is church groups sponsoring a variety of social activities?



				Statistics	
Not important at all	1.7%	<div><div></div></div>	1	Sum	199.0
A little important	12.1%	<div><div></div></div>	7	Average	3.4
Important	37.9%	<div><div></div></div>	22	StdDev	0.9
Very important	37.9%	<div><div></div></div>	22	Max	5.0
Vital	10.3%	<div><div></div></div>	6		
Total			58		

47. HOW IMPORTANT are small home group meetings (Fellowship Dinners)?

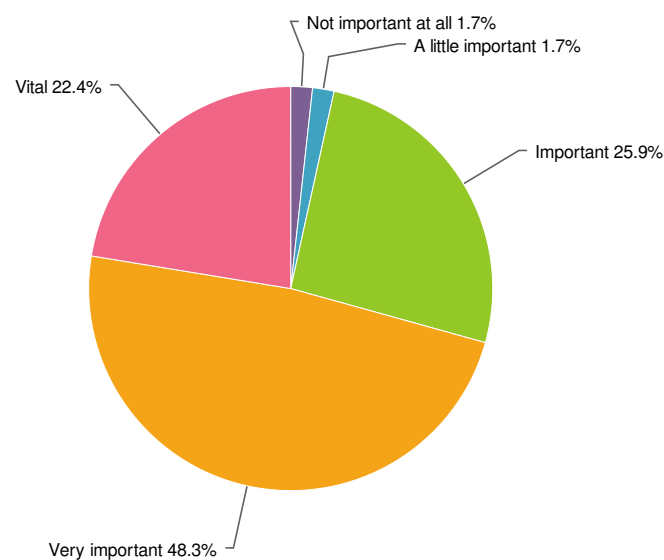


Not important at all	3.5%	<div><div></div></div>	2
A little important	17.2%	<div><div></div></div>	10
Important	36.2%	<div><div></div></div>	21
Very important	36.2%	<div><div></div></div>	21
Vital	6.9%	<div><div></div></div>	4
Total			58

Statistics

Sum	189.0
Average	3.3
StdDev	0.9
Max	5.0

48. HOW IMPORTANT is coffee and fellowship after Sunday Service?

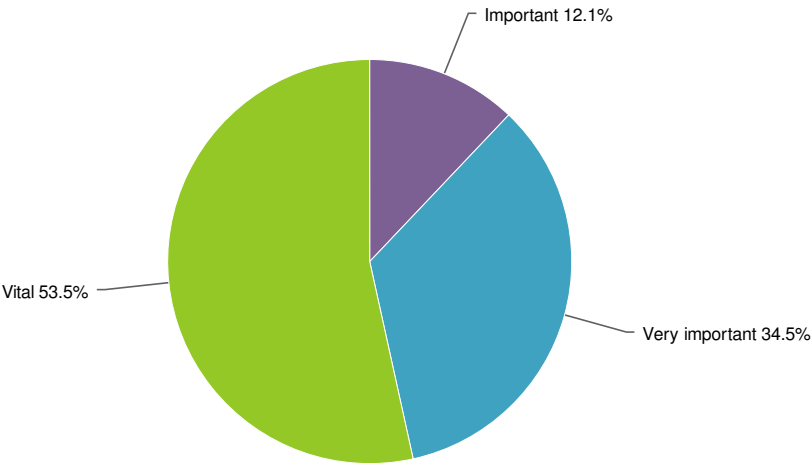


Not important at all	1.7%	<div></div>	1
A little important	1.7%	<div></div>	1
Important	25.9%	<div></div>	15
Very important	48.3%	<div></div>	28
Vital	22.4%	<div></div>	13
Total			58

Statistics

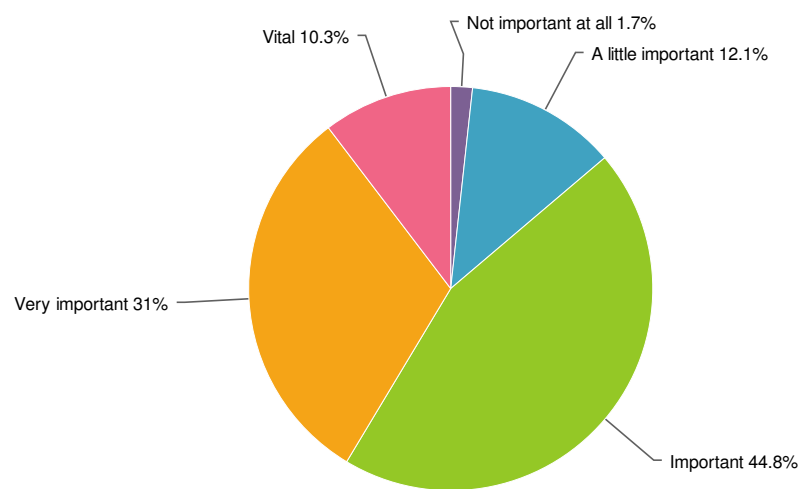
Sum	225.0
Average	3.9
StdDev	0.8
Max	5.0

49. HOW IMPORTANT is the Vicar having contact with the sick/shut-in?



				Statistics	
Not important at all	0.0%		0	Sum	256.0
A little important	0.0%		0	Average	4.4
Important	12.1%		7	StdDev	0.7
Very important	34.5%		20	Max	5.0
Vital	53.5%		31		
Total			58		

50. HOW IMPORTANT is weekly Bible study for adults?

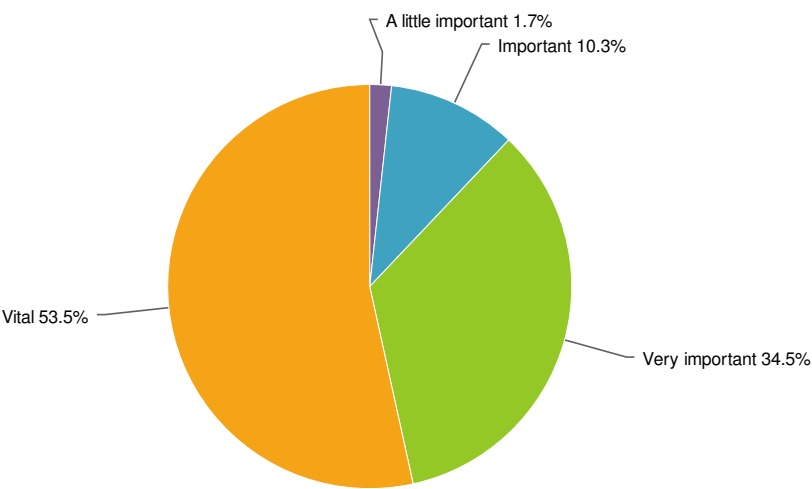


Not important at all	1.7%		1
A little important	12.1%		7
Important	44.8%		26
Very important	31.0%		18
Vital	10.3%		6
Total			58

Statistics

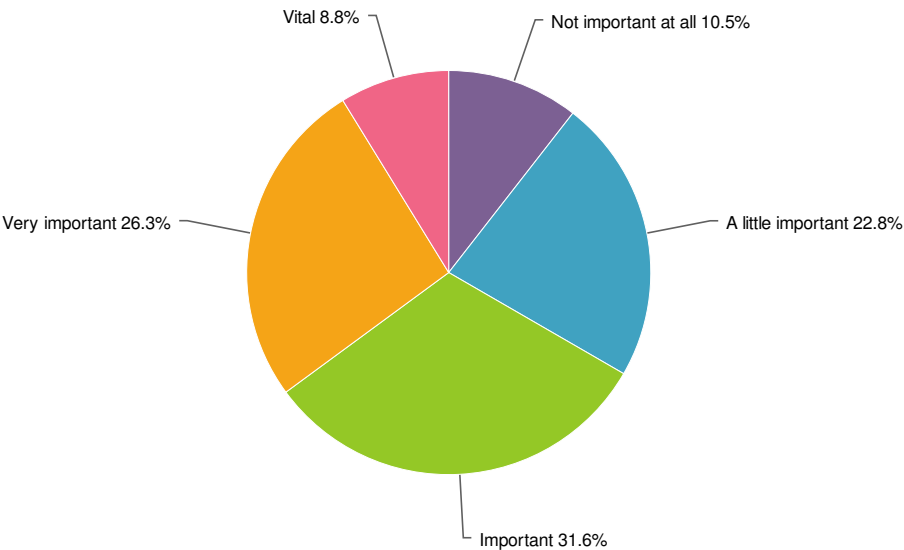
Sum	195.0
Average	3.4
StdDev	0.9
Max	5.0

51. HOW IMPORTANT is Sunday School being provided for children?



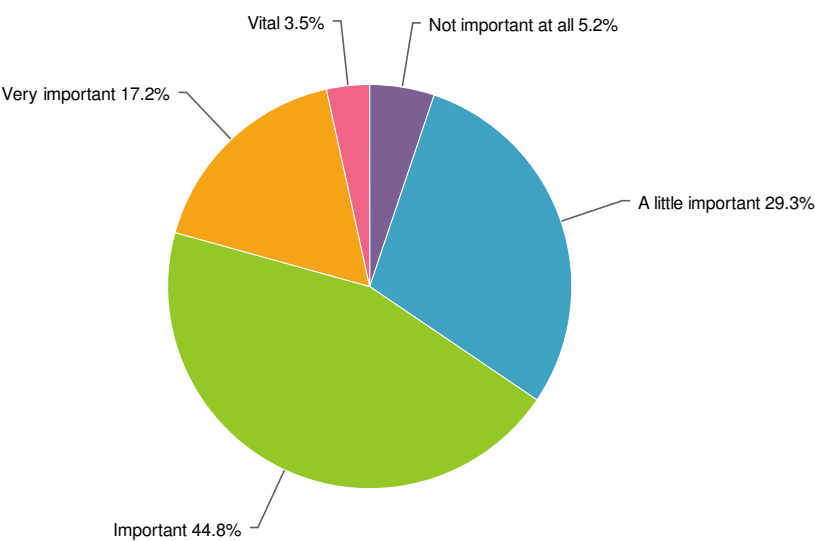
				Statistics	
Not important at all	0.0%	<div></div>	0	Sum	255.0
A little important	1.7%	<div></div>	1	Average	4.4
Important	10.3%	<div></div>	6	StdDev	0.7
Very important	34.5%	<div></div>	20	Max	5.0
Vital	53.5%	<div></div>	31		
Total			58		

52. HOW IMPORTANT are adult forums being provided to discuss social/political issues?



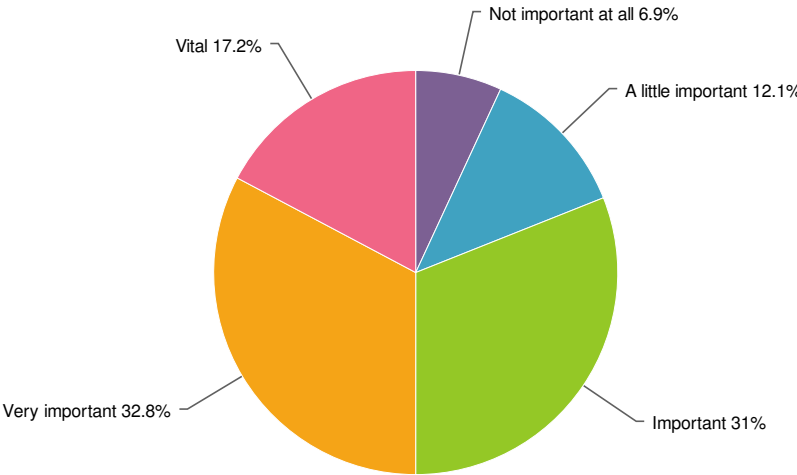
				Statistics	
Not important at all	10.5%	<div><div></div></div>	6	Sum	171.0
A little important	22.8%	<div><div></div></div>	13	Average	3.0
Important	31.6%	<div><div></div></div>	18	StdDev	1.1
Very important	26.3%	<div><div></div></div>	15	Max	5.0
Vital	8.8%	<div><div></div></div>	5		
Total			57		

53. HOW IMPORTANT are guest speakers being invited to teach?



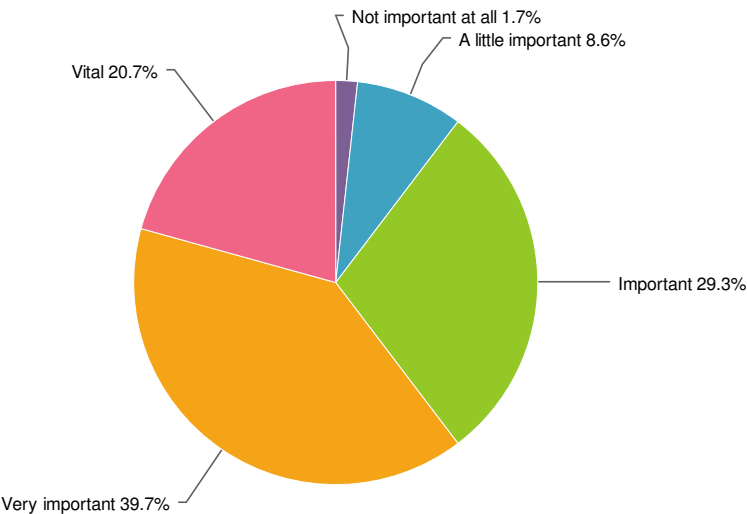
				Statistics	
Not important at all	5.2%	<div><div></div></div>	3	Sum	165.0
A little important	29.3%	<div><div></div></div>	17	Average	2.8
Important	44.8%	<div><div></div></div>	26	StdDev	0.9
Very important	17.2%	<div><div></div></div>	10	Max	5.0
Vital	3.5%	<div><div></div></div>	2		
Total			58		

54. HOW IMPORTANT is members of the congregation being visited in their homes by the clergy?



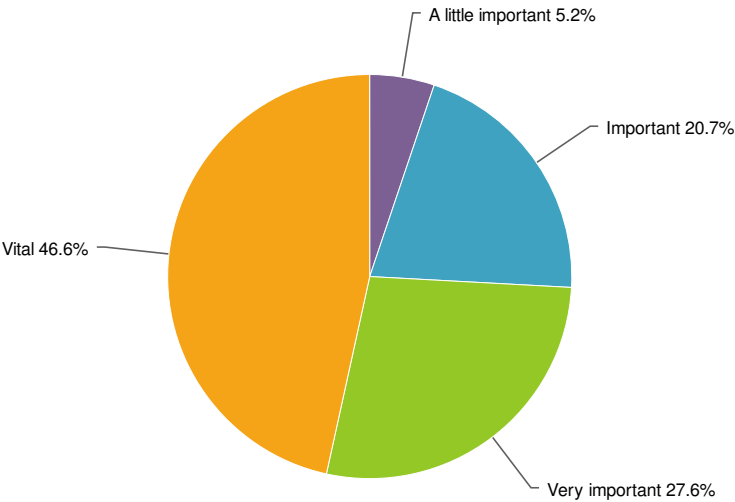
				Statistics	
Not important at all	6.9%	<div><div></div></div>	4	Sum	198.0
A little important	12.1%	<div><div></div></div>	7	Average	3.4
Important	31.0%	<div><div></div></div>	18	StdDev	1.1
Very important	32.8%	<div><div></div></div>	19	Max	5.0
Vital	17.2%	<div><div></div></div>	10		
Total			58		

55. HOW IMPORTANT is members of the congregation being trained to visit the sick and those in need?



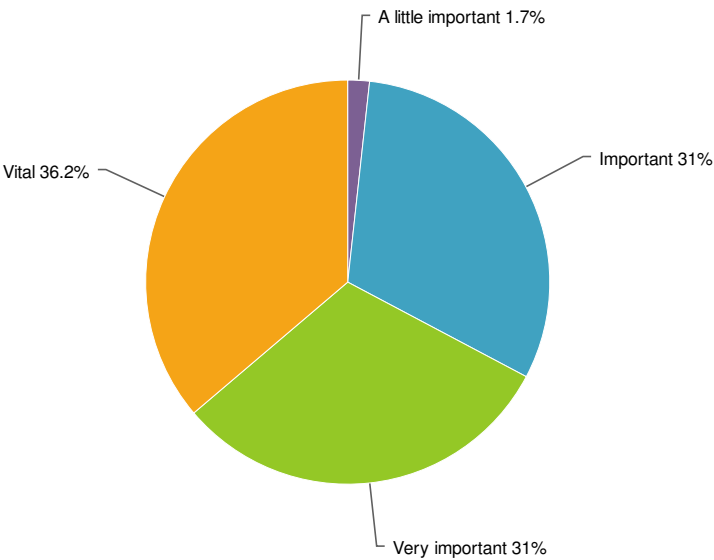
				Statistics	
Not important at all	1.7%	<div><div></div></div>	1	Sum	214.0
A little important	8.6%	<div><div></div></div>	5	Average	3.7
Important	29.3%	<div><div></div></div>	17	StdDev	1.0
Very important	39.7%	<div><div></div></div>	23	Max	5.0
Vital	20.7%	<div><div></div></div>	12		
Total			58		

56. HOW IMPORTANT is the clergy being available for various types of counseling (grief, crisis, marriage, etc)?



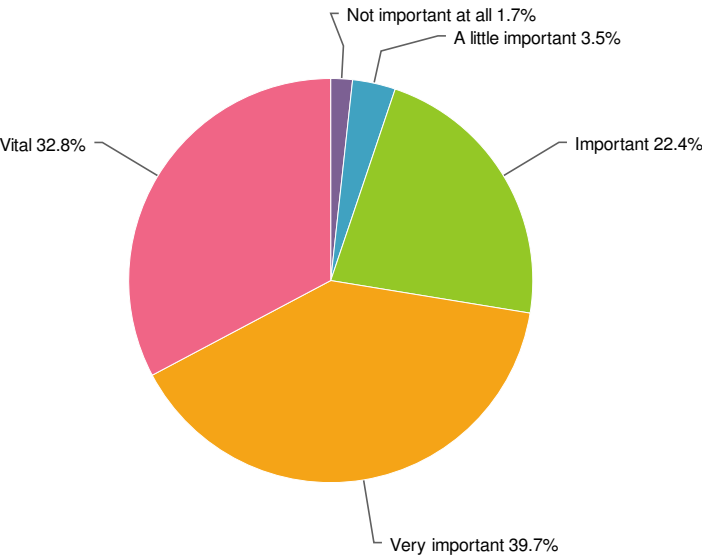
				Statistics	
Not important at all	0.0%		0	Sum	241.0
A little important	5.2%		3	Average	4.2
Important	20.7%		12	StdDev	0.9
Very important	27.6%		16	Max	5.0
Vital	46.6%		27		
Total			58		

57. HOW IMPORTANT is it that home-bound members of the congregation are visited on a regular basis by the clergy (for example, Eucharistic Visitors)?



				Statistics	
Not important at all	0.0%	<div></div>	0	Sum	233.0
A little important	1.7%	<div></div>	1	Average	4.0
Important	31.0%	<div></div>	18	StdDev	0.9
Very important	31.0%	<div></div>	18	Max	5.0
Vital	36.2%	<div></div>	21		
Total			58		

58. HOW IMPORTANT is it that the affairs of St. Bede's are handled in a business-like manner?

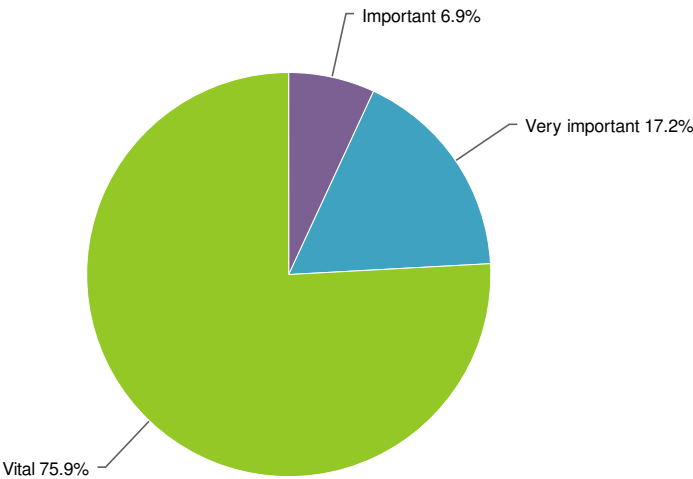


Not important at all	1.7%		1
A little important	3.5%		2
Important	22.4%		13
Very important	39.7%		23
Vital	32.8%		19
Total			58

Statistics

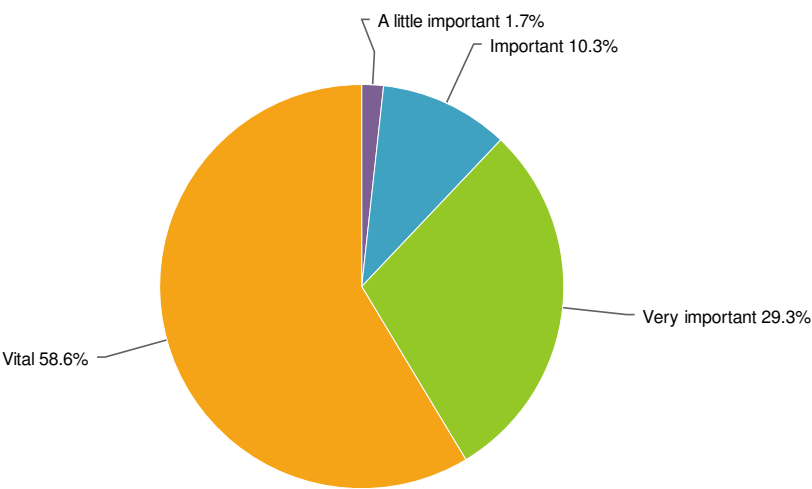
Sum	231.0
Average	4.0
StdDev	0.9
Max	5.0

59. HOW IMPORTANT is it that the Vicar and the congregation maintain open communication?



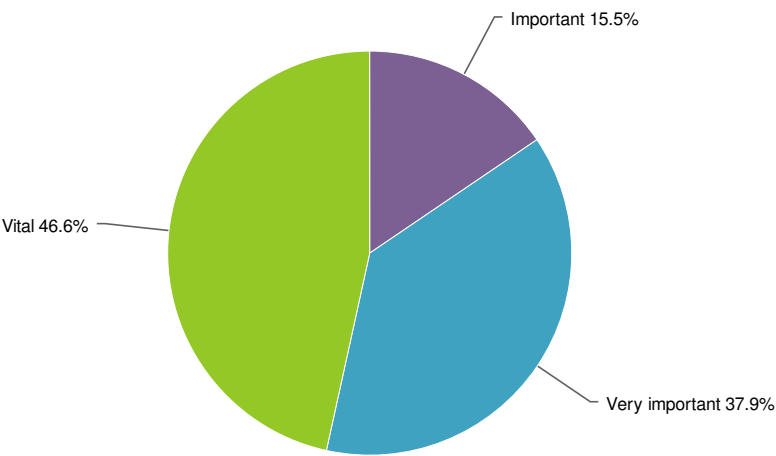
				Statistics	
Not important at all	0.0%		0	Sum	272.0
A little important	0.0%		0	Average	4.7
Important	6.9%		4	StdDev	0.6
Very important	17.2%		10	Max	5.0
Vital	75.9%		44		
Total			58		

60. HOW IMPORTANT is it that the Vicar and the Bishop's Advisory Committee operate as a team?



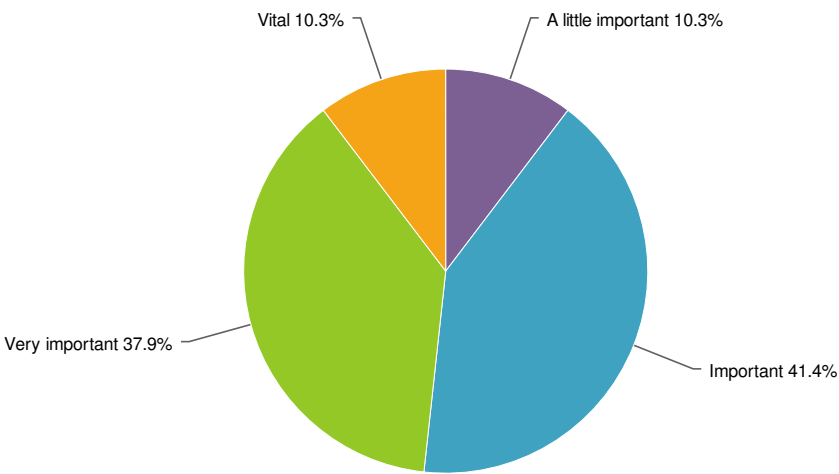
				Statistics	
Not important at all	0.0%		0	Sum	258.0
A little important	1.7%		1	Average	4.4
Important	10.3%		6	StdDev	0.7
Very important	29.3%		17	Max	5.0
Vital	58.6%		34		
Total			58		

61. HOW IMPORTANT is it that the Vicar and the Bishop's Advisory Committee establish clear goals for St. Bede's?



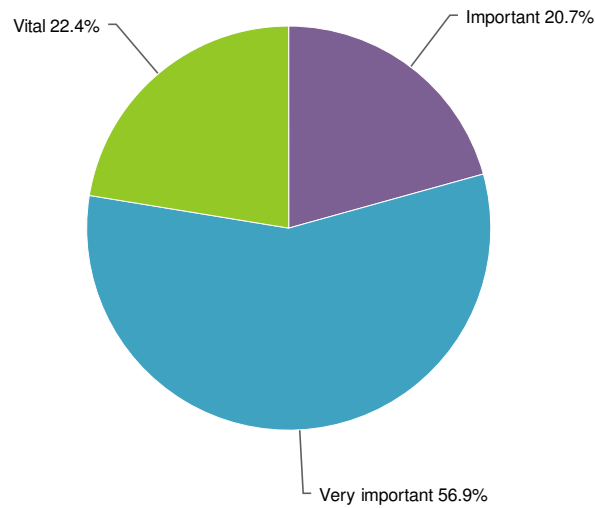
				Statistics	
Not important at all	0.0%		0	Sum	250.0
A little important	0.0%		0	Average	4.3
Important	15.5%		9	StdDev	0.7
Very important	37.9%		22	Max	5.0
Vital	46.6%		27		
Total			58		

62. HOW IMPORTANT is it that St. Bede's facilities are used by outside groups (for example: AA meetings, piano lessons, etc)



				Statistics	
Not important at all	0.0%		0	Sum	202.0
A little important	10.3%		6	Average	3.5
Important	41.4%		24	StdDev	0.8
Very important	37.9%		22	Max	5.0
Vital	10.3%		6		
Total			58		

63. HOW IMPORTANT is it that St. Bede's is involved with other church programs (for example: William Temple House food pantry)?

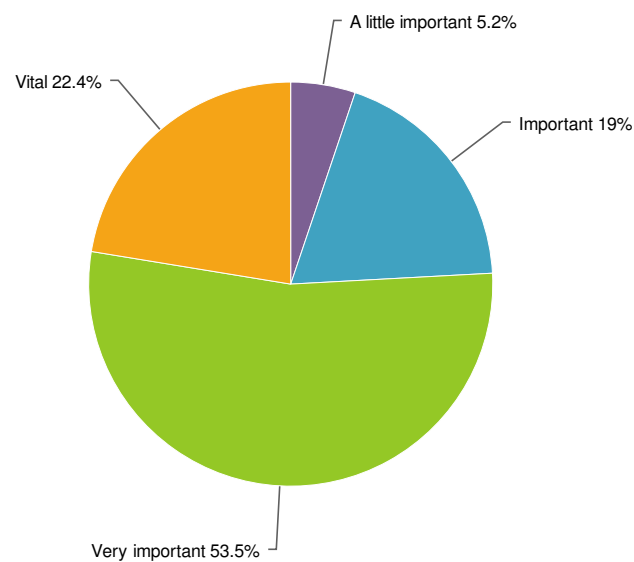


Not important at all	0.0%		0
A little important	0.0%		0
Important	20.7%		12
Very important	56.9%		33
Vital	22.4%		13
Total			58

Statistics

Sum	233.0
Average	4.0
StdDev	0.7
Max	5.0

64. HOW IMPORTANT is it that St. Bede's is involved with non-church programs (for example: School Backpack program)?

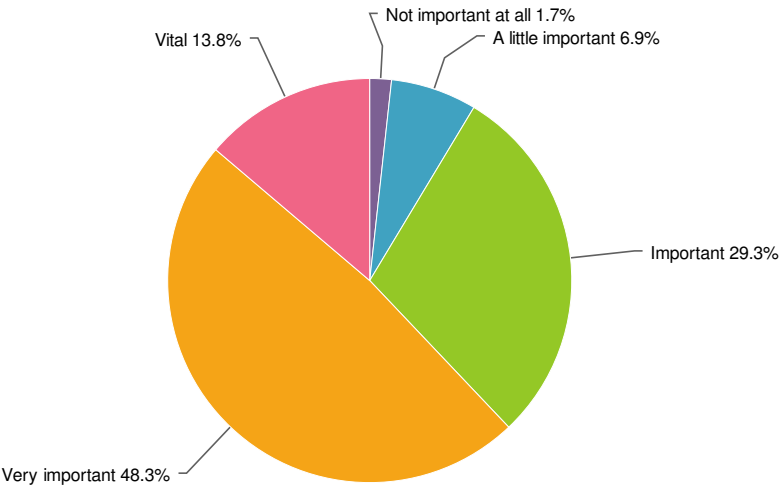


Not important at all	0.0%		0
A little important	5.2%		3
Important	19.0%		11
Very important	53.5%		31
Vital	22.4%		13
Total			58

Statistics

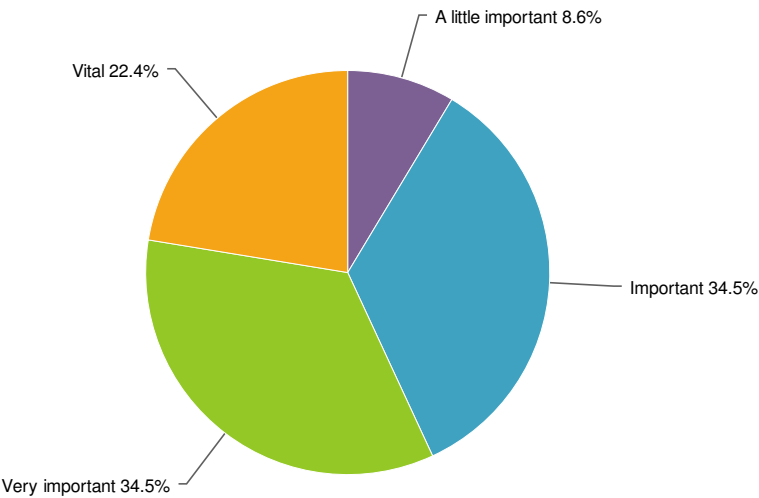
Sum	228.0
Average	3.9
StdDev	0.8
Max	5.0

65. HOW IMPORTANT are St. Bede's community activities to you, in general?



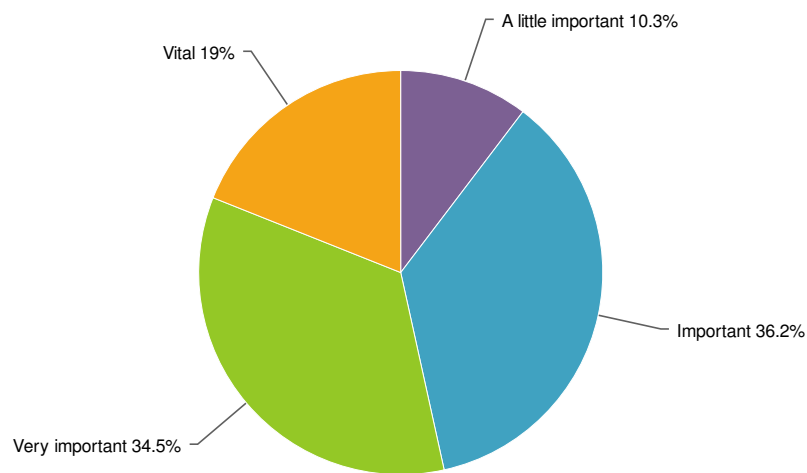
				Statistics	
Not important at all	1.7%	<div><div></div></div>	1	Sum	212.0
A little important	6.9%	<div><div></div></div>	4	Average	3.7
Important	29.3%	<div><div></div></div>	17	StdDev	0.9
Very important	48.3%	<div><div></div></div>	28	Max	5.0
Vital	13.8%	<div><div></div></div>	8		
Total			58		

66. HOW IMPORTANT is outreach to elementary and junior high school children?



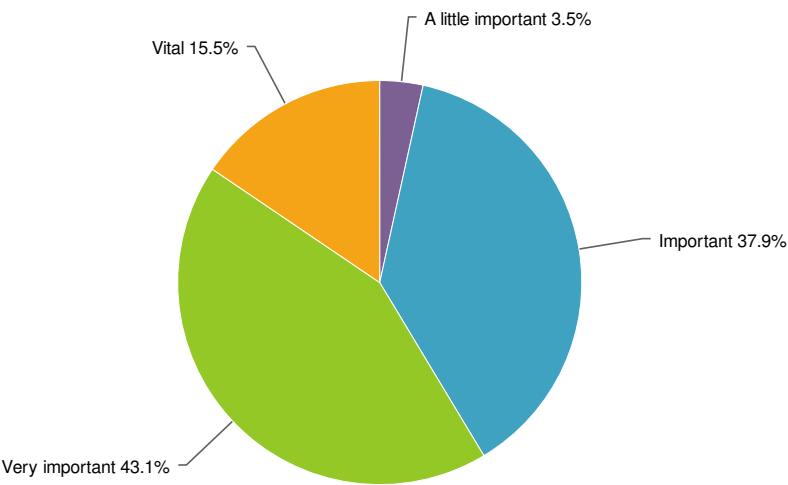
				Statistics	
Not important at all	0.0%		0	Sum	215.0
A little important	8.6%		5	Average	3.7
Important	34.5%		20	StdDev	0.9
Very important	34.5%		20	Max	5.0
Vital	22.4%		13		
Total			58		

67. HOW IMPORTANT is outreach to teenagers/high school students?



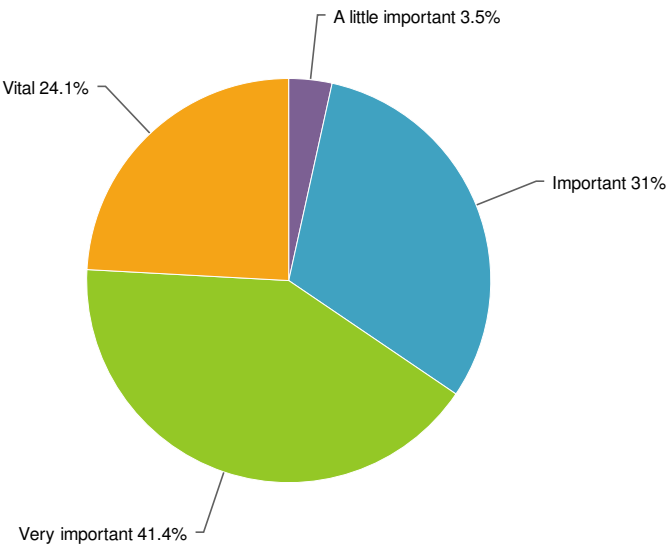
				Statistics	
Not important at all	0.0%	<div></div>	0	Sum	210.0
A little important	10.3%	<div></div>	6	Average	3.6
Important	36.2%	<div></div>	21	StdDev	0.9
Very important	34.5%	<div></div>	20	Max	5.0
Vital	19.0%	<div></div>	11		
Total			58		

68. HOW IMPORTANT is outreach to young adults/singles?



				Statistics	
Not important at all	0.0%	<div></div>	0	Sum	215.0
A little important	3.5%	<div></div>	2	Average	3.7
Important	37.9%	<div></div>	22	StdDev	0.8
Very important	43.1%	<div></div>	25	Max	5.0
Vital	15.5%	<div></div>	9		
Total			58		

69. HOW IMPORTANT is outreach to families with infants/toddlers?

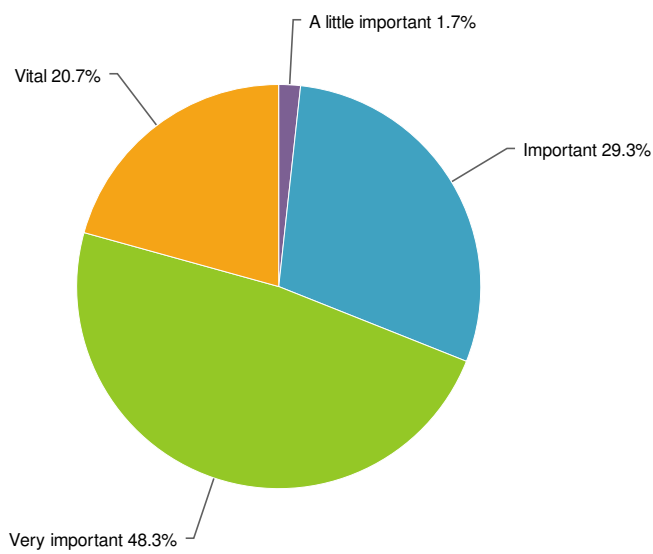


Not important at all	0.0%		0
A little important	3.5%		2
Important	31.0%		18
Very important	41.4%		24
Vital	24.1%		14
Total			58

Statistics

Sum	224.0
Average	3.9
StdDev	0.8
Max	5.0

70. HOW IMPORTANT is outreach to seniors/retirees?

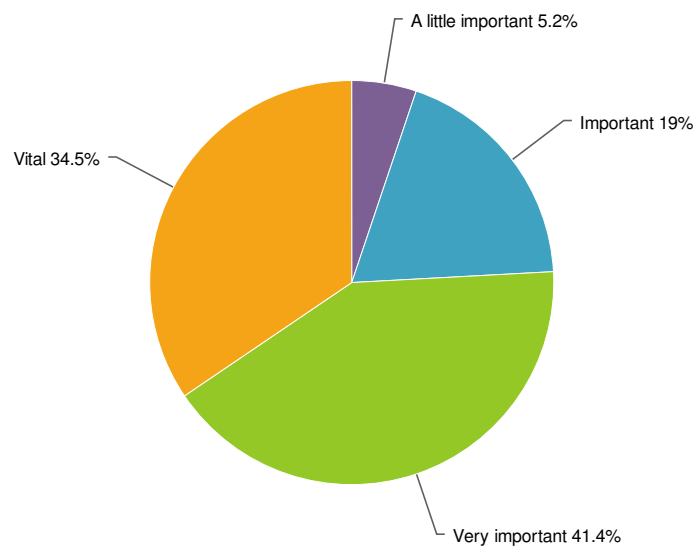


Not important at all	0.0%		0
A little important	1.7%		1
Important	29.3%		17
Very important	48.3%		28
Vital	20.7%		12
Total			58

Statistics

Sum	225.0
Average	3.9
StdDev	0.7
Max	5.0

71. HOW IMPORTANT are opportunities for individual spiritual growth?

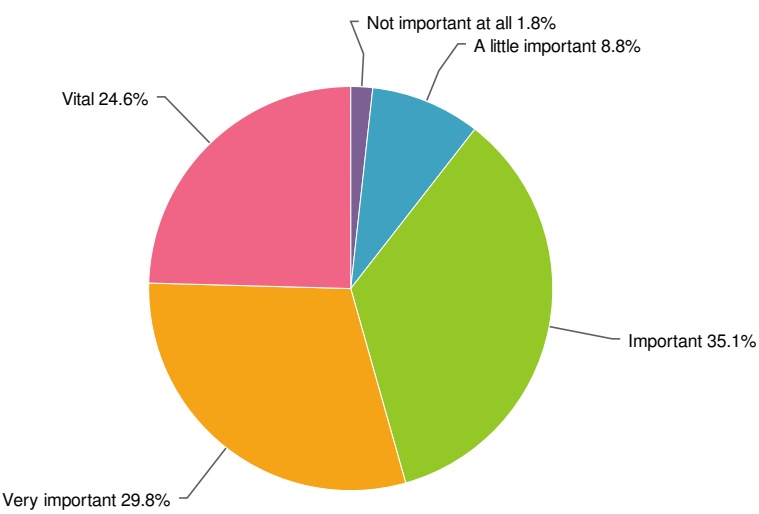


Not important at all	0.0%		0
A little important	5.2%		3
Important	19.0%		11
Very important	41.4%		24
Vital	34.5%		20
Total			58

Statistics

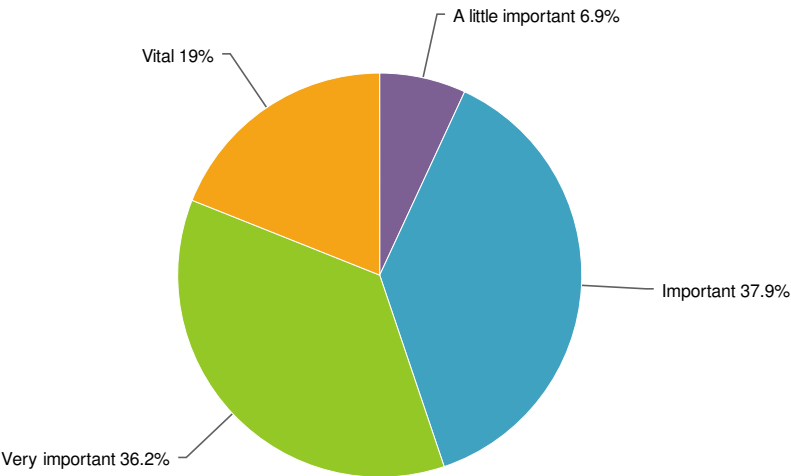
Sum	235.0
Average	4.1
StdDev	0.9
Max	5.0

72. HOW IMPORTANT are special teaching series on spiritual life?



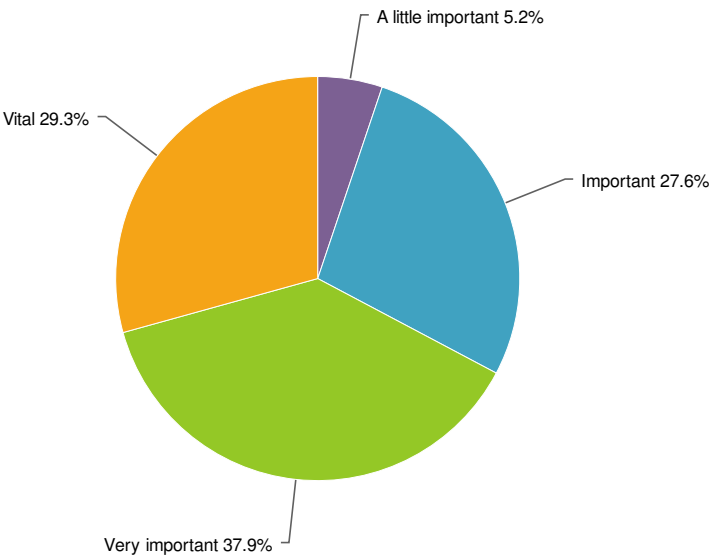
				Statistics	
Not important at all	1.8%	<div><div></div></div>	1	Sum	209.0
A little important	8.8%	<div><div></div></div>	5	Average	3.7
Important	35.1%	<div><div></div></div>	20	StdDev	1.0
Very important	29.8%	<div><div></div></div>	17	Max	5.0
Vital	24.6%	<div><div></div></div>	14		
Total			57		

73. HOW IMPORTANT is new members being instructed and incorporated into the Church (for example: catechesis classes)?



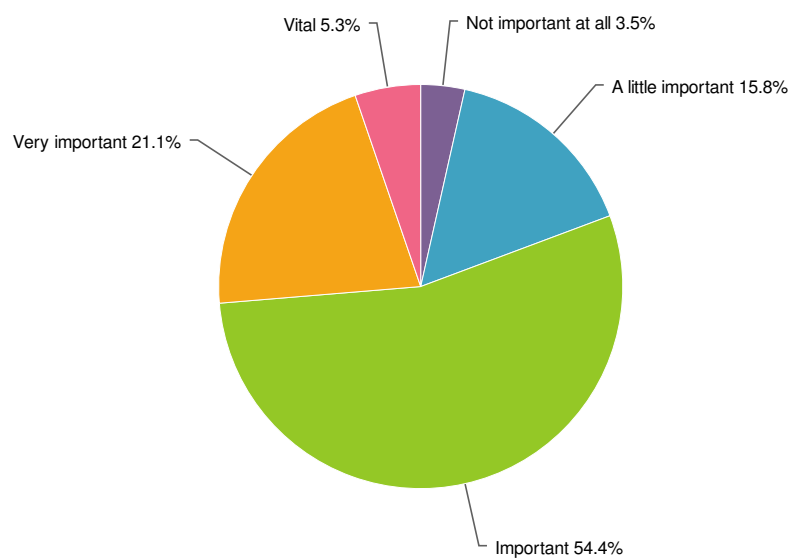
				Statistics	
Not important at all	0.0%	<div></div>	0	Sum	213.0
A little important	6.9%	<div></div>	4	Average	3.7
Important	37.9%	<div></div>	22	StdDev	0.9
Very important	36.2%	<div></div>	21	Max	5.0
Vital	19.0%	<div></div>	11		
Total			58		

74. HOW IMPORTANT are Acolyte, Eucharistic Minister, and other liturgical training?



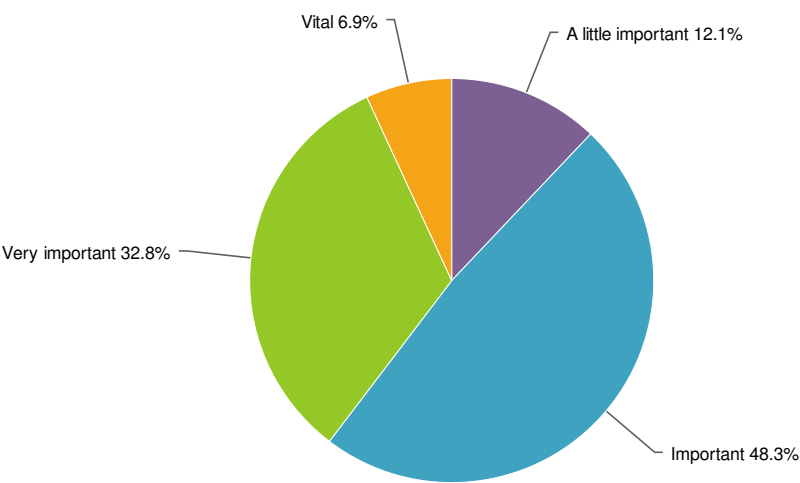
				Statistics	
Not important at all	0.0%	<div></div>	0	Sum	227.0
A little important	5.2%	<div></div>	3	Average	3.9
Important	27.6%	<div></div>	16	StdDev	0.9
Very important	37.9%	<div></div>	22	Max	5.0
Vital	29.3%	<div></div>	17		
Total			58		

75. HOW IMPORTANT is the clergy and congregation being involved in diocesan programs?



				Statistics	
Not important at all	3.5%	<div><div></div></div>	2	Sum	176.0
A little important	15.8%	<div><div></div></div>	9	Average	3.1
Important	54.4%	<div><div></div></div>	31	StdDev	0.8
Very important	21.1%	<div><div></div></div>	12	Max	5.0
Vital	5.3%	<div><div></div></div>	3		
Total			57		

76. HOW IMPORTANT is the clergy and congregation being involved in local ecumenical groups?

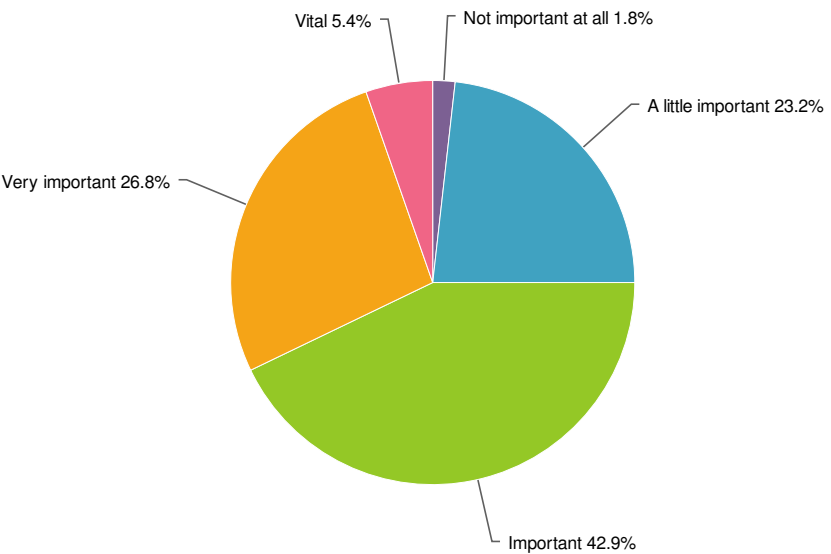


Not important at all	0.0%		0
A little important	12.1%		7
Important	48.3%		28
Very important	32.8%		19
Vital	6.9%		4
Total			58

Statistics

Sum	194.0
Average	3.3
StdDev	0.8
Max	5.0

77. HOW IMPORTANT is the clergy serving on community assistance committees?

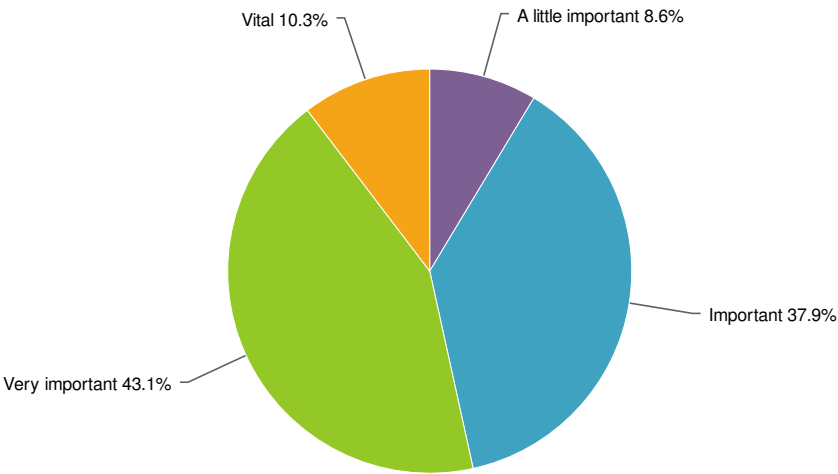


Not important at all	1.8%		1
A little important	23.2%		13
Important	42.9%		24
Very important	26.8%		15
Vital	5.4%		3
Total			56

Statistics

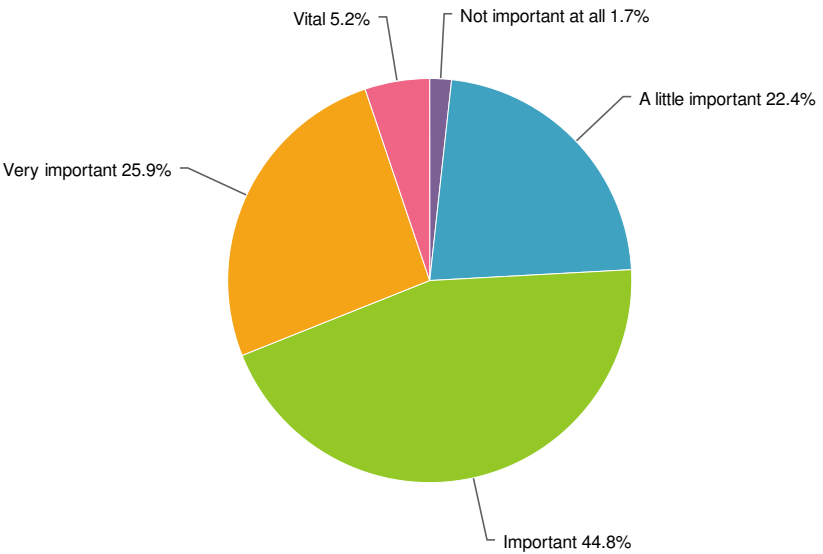
Sum	174.0
Average	3.1
StdDev	0.9
Max	5.0

78. HOW IMPORTANT is the clergy communicating regularly with clergy from other area churches regardless of denomination?



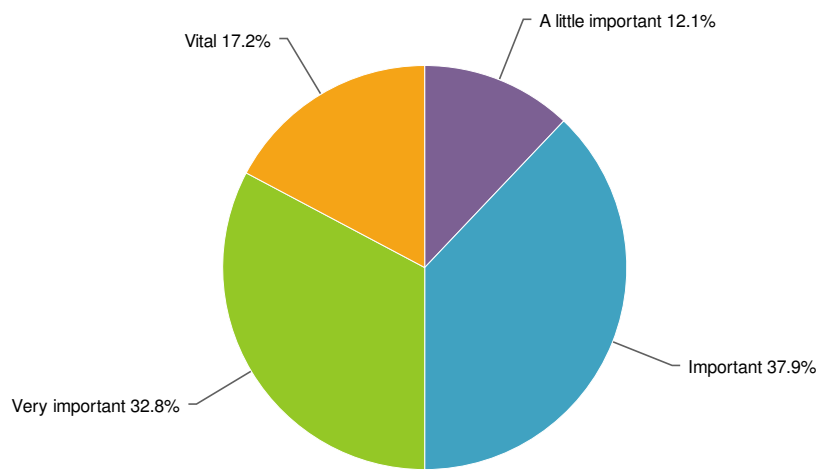
				Statistics	
Not important at all	0.0%		0	Sum	206.0
A little important	8.6%		5	Average	3.6
Important	37.9%		22	StdDev	0.8
Very important	43.1%		25	Max	5.0
Vital	10.3%		6		
Total			58		

79. HOW IMPORTANT is the clergy and congregation being involved with other local Episcopal churches?



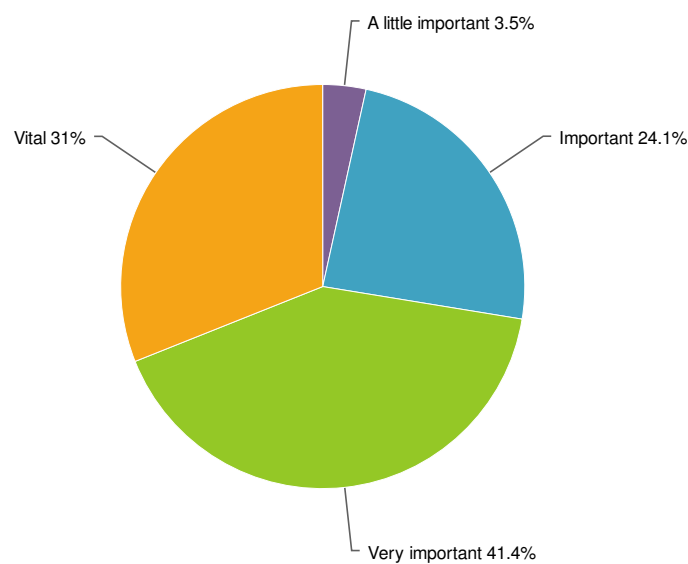
				Statistics	
Not important at all	1.7%	<div><div></div></div>	1	Sum	180.0
A little important	22.4%	<div><div></div></div>	13	Average	3.1
Important	44.8%	<div><div></div></div>	26	StdDev	0.9
Very important	25.9%	<div><div></div></div>	15	Max	5.0
Vital	5.2%	<div><div></div></div>	3		
Total			58		

80. HOW IMPORTANT is the clergy being fully involved in the St. Bede's stewardship program?



				Statistics	
Not important at all	0.0%		0	Sum	206.0
A little important	12.1%		7	Average	3.6
Important	37.9%		22	StdDev	0.9
Very important	32.8%		19	Max	5.0
Vital	17.2%		10		
Total			58		

81. HOW IMPORTANT is the laity being fully involved in the St. Bede's stewardship program?

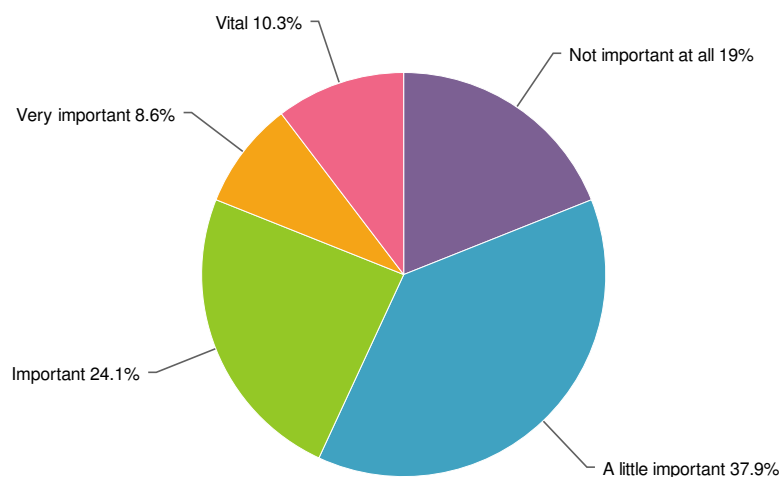


Not important at all	0.0%		0
A little important	3.5%		2
Important	24.1%		14
Very important	41.4%		24
Vital	31.0%		18
Total			58

Statistics

Sum	232.0
Average	4.0
StdDev	0.8
Max	5.0

82. HOW IMPORTANT is it that a 10% tithe be considered the basis of financial giving?



				Statistics	
Not important at all	19.0%	<div><div></div></div>	11	Sum	147.0
A little important	37.9%	<div><div></div></div>	22	Average	2.5
Important	24.1%	<div><div></div></div>	14	StdDev	1.2
Very important	8.6%	<div><div></div></div>	5	Max	5.0
Vital	10.3%	<div><div></div></div>	6		
Total			58		

83. Spiritual Activities

	Never	Used to but not any more	Somewhat involved	I'm active now	I'll do it in the future	Responses
Altar Guild	33 60.0%	10 18.2%	4 7.3%	7 12.7%	1 1.8%	55
Lector/Lay Reader	22 40.7%	14 25.9%	1 1.9%	14 25.9%	3 5.6%	54
Eucharistic Server	34 64.2%	10 18.9%	0 0.0%	5 9.4%	4 7.5%	53
Eucharistic Minister	37 69.8%	7 13.2%	0 0.0%	6 11.3%	3 5.7%	53
Acolyte	39 75.0%	7 13.5%	3 5.8%	2 3.8%	1 1.9%	52
Choir Member	34 64.2%	9 17.0%	1 1.9%	8 15.1%	1 1.9%	53
Musician	46 86.8%	2 3.8%	2 3.8%	3 5.7%	0 0.0%	53
Sunday School Instructor	30 56.6%	18 34.0%	4 7.5%	0 0.0%	1 1.9%	53
Prayer Shawl Ministry	44 86.3%	3 5.9%	1 2.0%	2 3.9%	1 2.0%	51
Prayer Chain Member	32 64.0%	4 8.0%	3 6.0%	7 14.0%	4 8.0%	50
Pastoral Care Committee	41 82.0%	3 6.0%	1 2.0%	4 8.0%	1 2.0%	50
Monday Bible Study Group	37 71.2%	7 13.5%	0 0.0%	4 7.7%	4 7.7%	52
Wednesday Morning Prayer Service	30 56.6%	11 20.8%	5 9.4%	7 13.2%	0 0.0%	53
Thursday Evening Prayer Service	29 55.8%	10 19.2%	7 13.5%	4 7.7%	2 3.8%	52
Adult Education Coordinator	43 82.7%	7 13.5%	0 0.0%	1 1.9%	1 1.9%	52
Adult Education Participant	16 30.2%	15 28.3%	16 30.2%	5 9.4%	1 1.9%	53

84. Volunteer/Outreach Activities

	Never	Used to but not any more	Somewhat involved	I'm active now	I'll do it in the future	Responses
William Temple House West	29 54.7%	7 13.2%	6 11.3%	8 15.1%	3 5.7%	53
Backpack Program	26 49.1%	3 5.7%	13 24.5%	5 9.4%	6 11.3%	53
Holy Eucharist at Jennings McCall	45 84.9%	0 0.0%	4 7.5%	4 7.5%	0 0.0%	53
Bede's of Sweat - Relay for Life	15 28.8%	1 1.9%	16 30.8%	18 34.6%	2 3.8%	52

85. Social/Fellowship Activities

	Never	Used to but not any more	Somewhat involved	I'm active now	I'll do it in the future	Responses
Hospitality Committee	30 55.6%	5 9.3%	7 13.0%	10 18.5%	2 3.7%	54
Coffee Hour after Sunday Service	9 16.4%	5 9.1%	8 14.5%	31 56.4%	2 3.6%	55
Brotherhood of St. Andrew	36 67.9%	4 7.5%	4 7.5%	5 9.4%	4 7.5%	53
Order of St. Luke	51 96.2%	2 3.8%	0 0.0%	0 0.0%	0 0.0%	53
Episcopal Church Women (ECW)	32 59.3%	15 27.8%	4 7.4%	0 0.0%	3 5.6%	54
Women's Annual Beach Retreat	28 51.9%	8 14.8%	4 7.4%	12 22.2%	2 3.7%	54
St. Bede's at the Beach	12 22.2%	9 16.7%	6 11.1%	24 44.4%	3 5.6%	54
Women's Christmas Tea	27 50.0%	3 5.6%	9 16.7%	14 25.9%	1 1.9%	54
Fellowship Dinners	14 26.4%	10 18.9%	4 7.5%	21 39.6%	4 7.5%	53
First Sunday Monthly Potluck	8 14.8%	6 11.1%	16 29.6%	22 40.7%	2 3.7%	54
Shrove Tuesday Pancake Supper	8 14.8%	7 13.0%	11 20.4%	25 46.3%	3 5.6%	54
Lenten Soup and Bread Service	12 25.0%	13 27.1%	12 25.0%	8 16.7%	3 6.3%	48

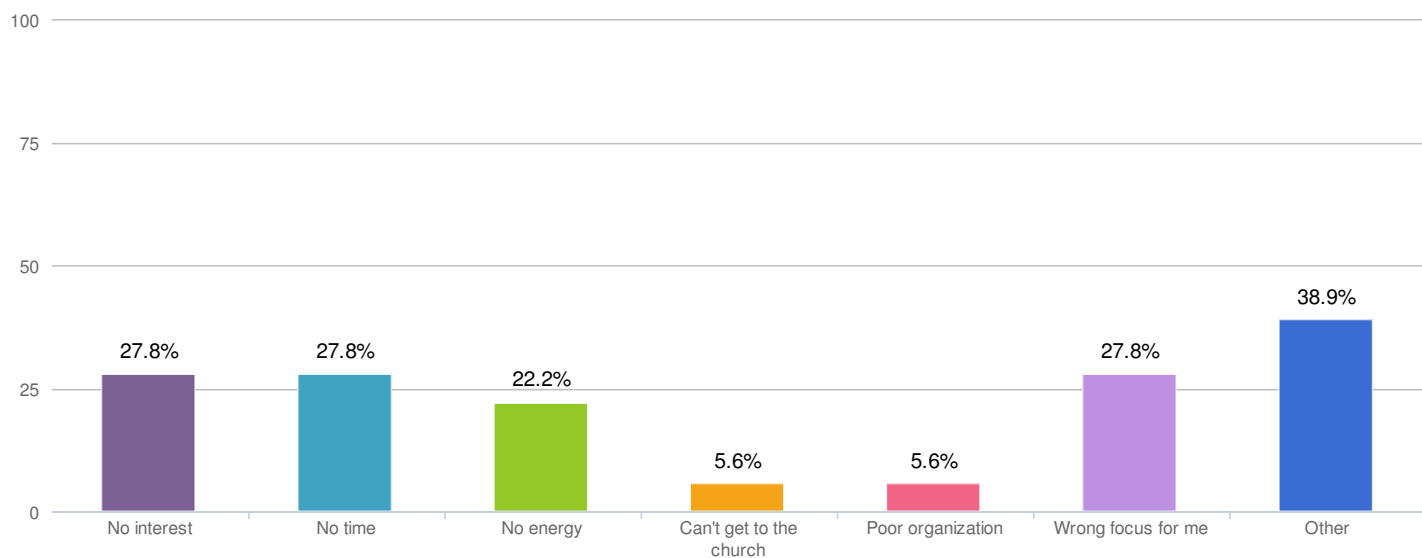
86. Administrative Activities

	Never	Used to but not any more	Somewhat involved	I'm active now	I'll do it in the future	Responses
Bishop's Advisory Committee	24 43.6%	15 27.3%	2 3.6%	10 18.2%	4 7.3%	55
Finance Committee	42 79.2%	3 5.7%	3 5.7%	4 7.5%	1 1.9%	53
Stewardship Committee	40 72.7%	8 14.5%	3 5.5%	3 5.5%	1 1.8%	55
Worship Committee	38 69.1%	9 16.4%	1 1.8%	5 9.1%	2 3.6%	55
Diocesan Convention Delegate	38 67.9%	12 21.4%	0 0.0%	5 8.9%	1 1.8%	56
Church Administrator	48 87.3%	4 7.3%	2 3.6%	1 1.8%	0 0.0%	55
Office Assistance	41 74.5%	4 7.3%	5 9.1%	4 7.3%	1 1.8%	55
Clerk for the BAC	51 91.1%	3 5.4%	1 1.8%	1 1.8%	0 0.0%	56
Small Group Leader	40 72.7%	8 14.5%	4 7.3%	3 5.5%	0 0.0%	55
Building and Grounds Care	24 43.6%	7 12.7%	15 27.3%	8 14.5%	1 1.8%	55

87. How satisfied are you with...

	Very Dissatisfied	Dissatisfied	Neutral	Satisfied	Very Satisfied	Responses
Spiritual Activities at St. Bede's	4 6.8%	10 16.9%	26 44.1%	15 25.4%	4 6.8%	59
Volunteer/Outreach Activities at St. Bede's	0 0.0%	6 10.2%	24 40.7%	27 45.8%	2 3.4%	59
Social/Fellowship Activities at St. Bede's	0 0.0%	0 0.0%	14 23.7%	31 52.5%	14 23.7%	59
Administrative Activities at St. Bede's	2 3.4%	2 3.4%	27 45.8%	21 35.6%	7 11.9%	59

88. If you don't participate in any activities at all, please indicate why not? (mark as many as appropriate)

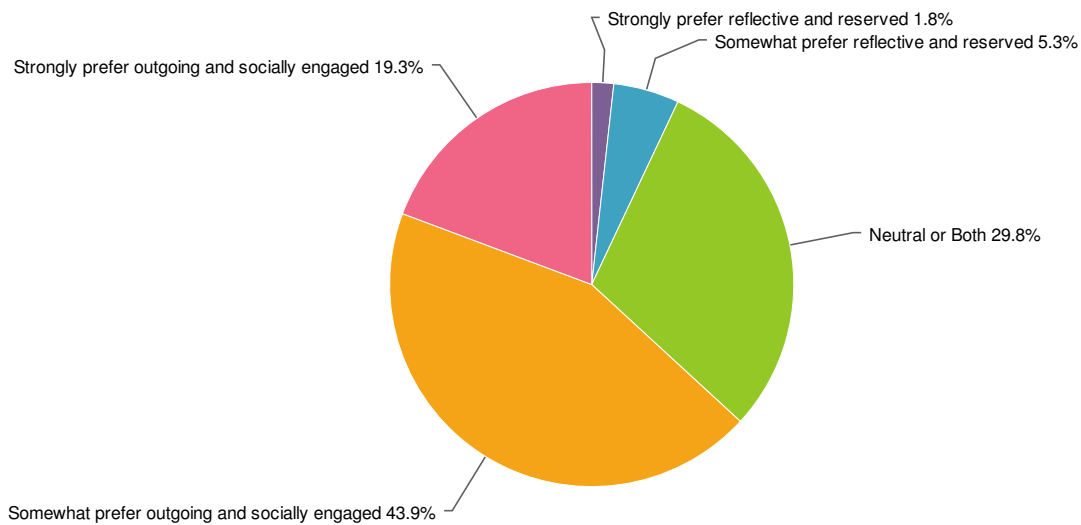


No interest	27.8%	<div><div></div></div>	5
No time	27.8%	<div><div></div></div>	5
No energy	22.2%	<div><div></div></div>	4
Too shy	0.0%	<div><div></div></div>	0
Can't get to the church	5.6%	<div><div></div></div>	1
Don't know how to get involved	0.0%	<div><div></div></div>	0
Don't feel welcome	0.0%	<div><div></div></div>	0
Poor organization	5.6%	<div><div></div></div>	1
Wrong focus for me	27.8%	<div><div></div></div>	5
Don't know anyone who participates	0.0%	<div><div></div></div>	0
Other	38.9%	<div><div></div></div>	7
Total			18

Responses "Other"

	Count
<i>Left Blank</i>	59
Distance from church	1
I am a monastic solitary; medical issues do not allow me to be involved in any way.	1
Live too far away	1
childcare	1
cost of childcare in order to participate	1
unable due to disability	1

89. is reflective and reserved OR is outgoing and socially engaged?

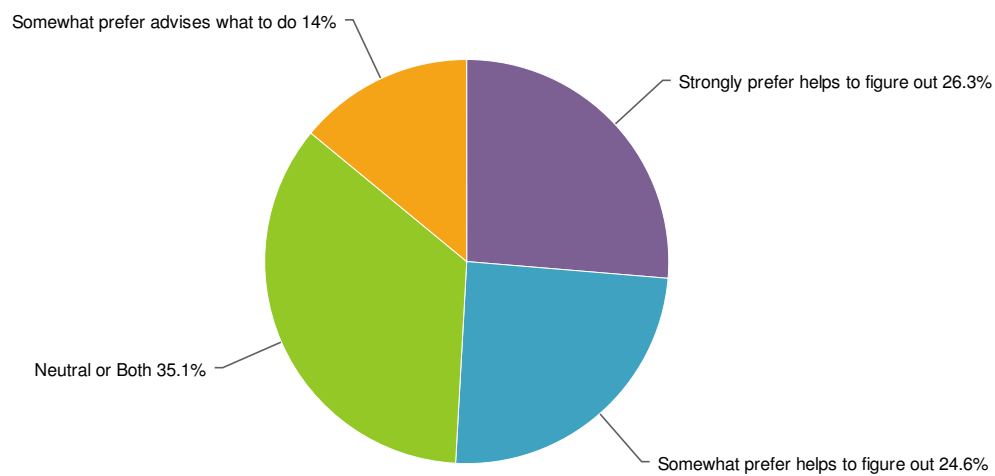


Strongly prefer reflective and reserved	1.8%	<div><div></div></div>	1
Somewhat prefer reflective and reserved	5.3%	<div><div></div></div>	3
Neutral or Both	29.8%	<div><div></div></div>	17
Somewhat prefer outgoing and socially engaged	43.9%	<div><div></div></div>	25
Strongly prefer outgoing and socially engaged	19.3%	<div><div></div></div>	11
Total			57

Statistics

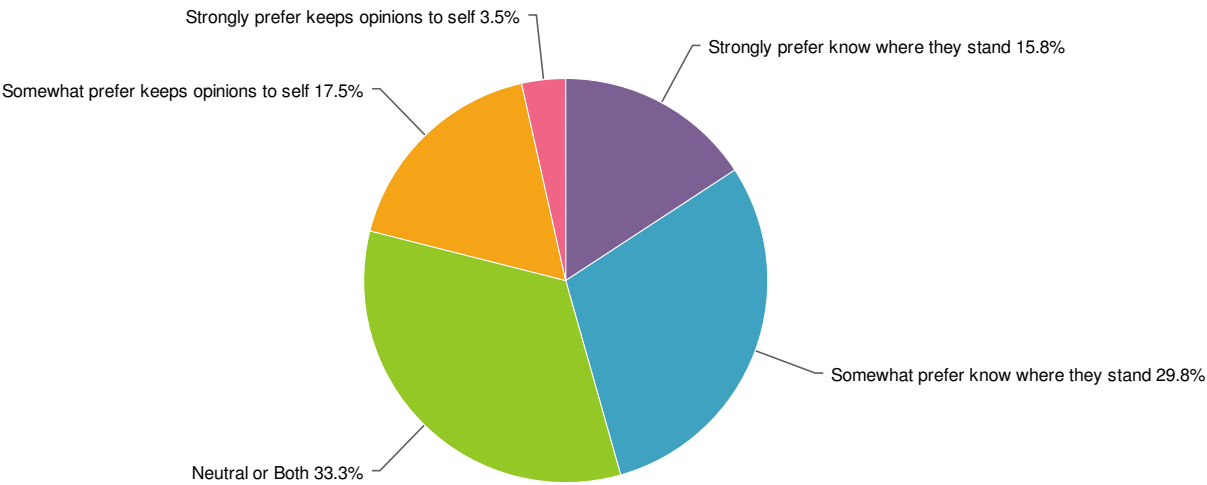
Sum	213.0
Average	3.7
StdDev	0.9
Max	5.0

90. helps people to figure things out for themselves OR advises people what to do?



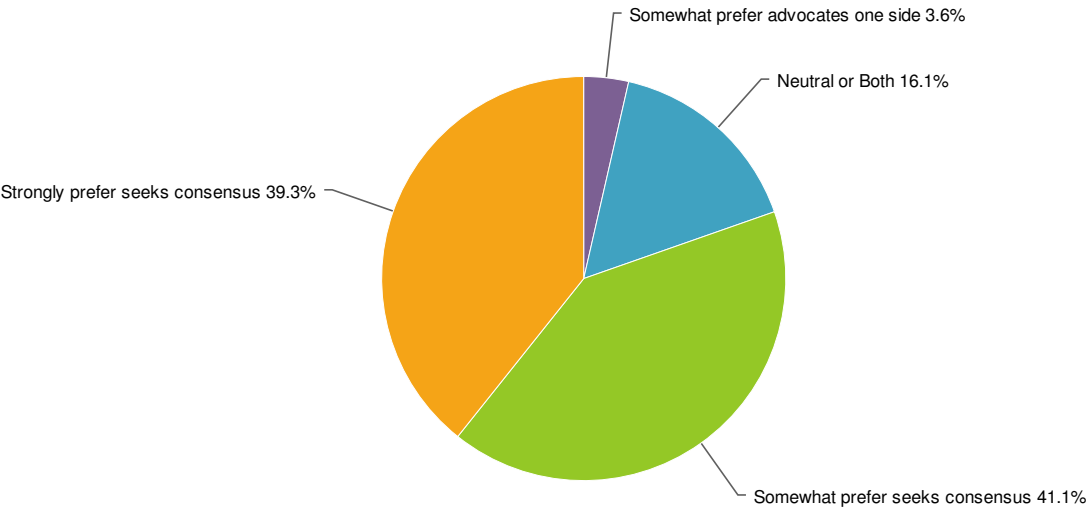
					Statistics	
Strongly prefer helps to figure out	26.3%	<div><div></div></div>	15		Sum	135.0
Somewhat prefer helps to figure out	24.6%	<div><div></div></div>	14		Average	2.4
Neutral or Both	35.1%	<div><div></div></div>	20		StdDev	1.0
Somewhat prefer advises what to do	14.0%	<div><div></div></div>	8		Max	4.0
Strongly prefer advises what to do	0.0%	<div><div></div></div>	0			
Total			57			

91. usually lets people know where one stands OR usually keeps one's opinions to oneself



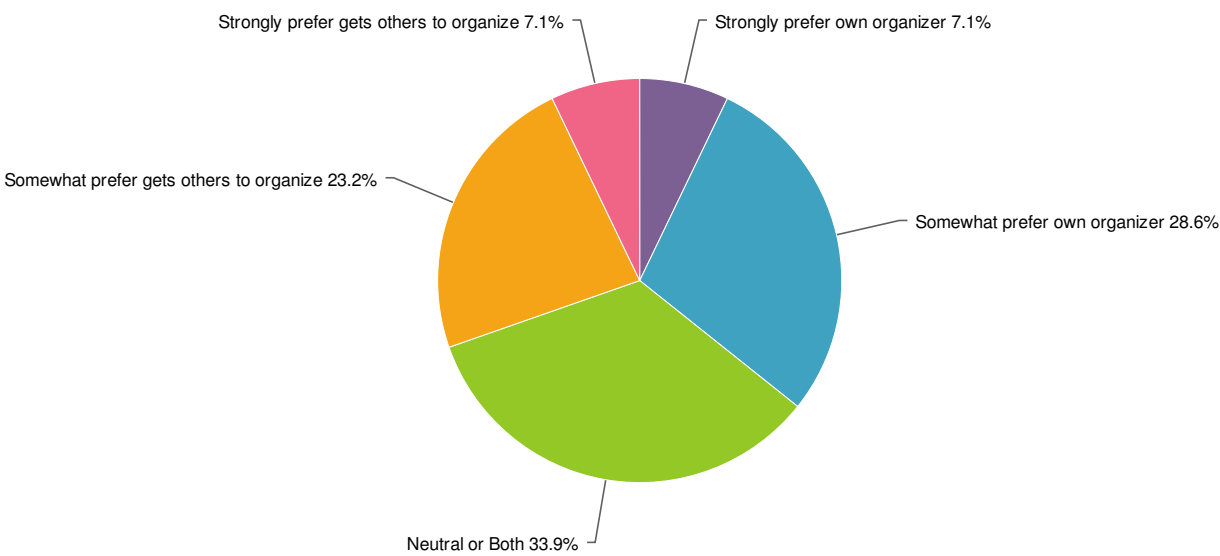
				Statistics	
Strongly prefer know where they stand	15.8%	<div><div></div></div>	9	Sum	150.0
Somewhat prefer know where they stand	29.8%	<div><div></div></div>	17	Average	2.6
Neutral or Both	33.3%	<div><div></div></div>	19	StdDev	1.1
Somewhat prefer keeps opinions to self	17.5%	<div><div></div></div>	10	Max	5.0
Strongly prefer keeps opinions to self	3.5%	<div><div></div></div>	2		
Total			57		

92. in a conflict situation usually advocates for one side OR in a conflict situation usually seeks consensus



				Statistics	
Strongly prefer advocates one side	0.0%		0	Sum	233.0
Somewhat prefer advocates one side	3.6%		2	Average	4.2
Neutral or Both	16.1%		9	StdDev	0.8
Somewhat prefer seeks consensus	41.1%		23	Max	5.0
Strongly prefer seeks consensus	39.3%		22		
Total			56		

93. does own organizing OR gets others to organize

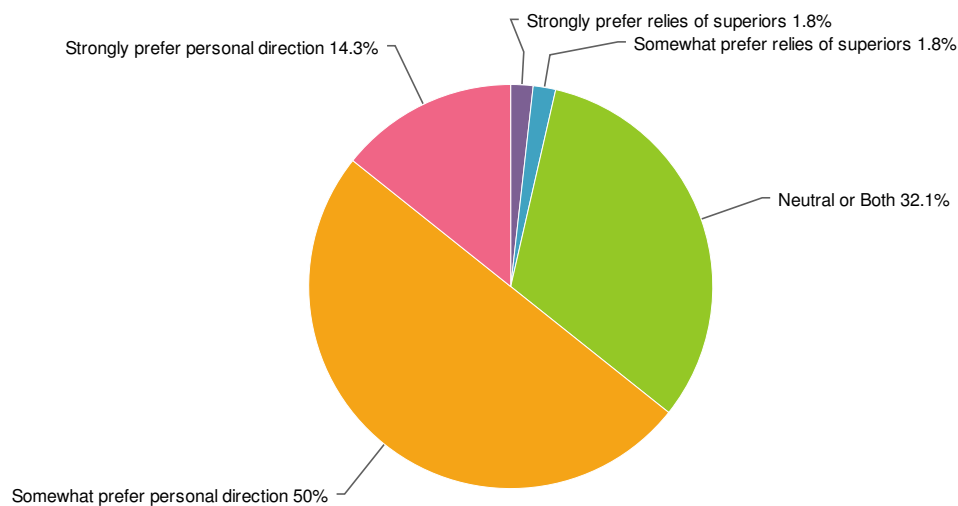


Strongly prefer own organizer	7.1%	<div><div></div></div>	4
Somewhat prefer own organizer	28.6%	<div><div></div></div>	16
Neutral or Both	33.9%	<div><div></div></div>	19
Somewhat prefer gets others to organize	23.2%	<div><div></div></div>	13
Strongly prefer gets others to organize	7.1%	<div><div></div></div>	4
Total			56

Statistics

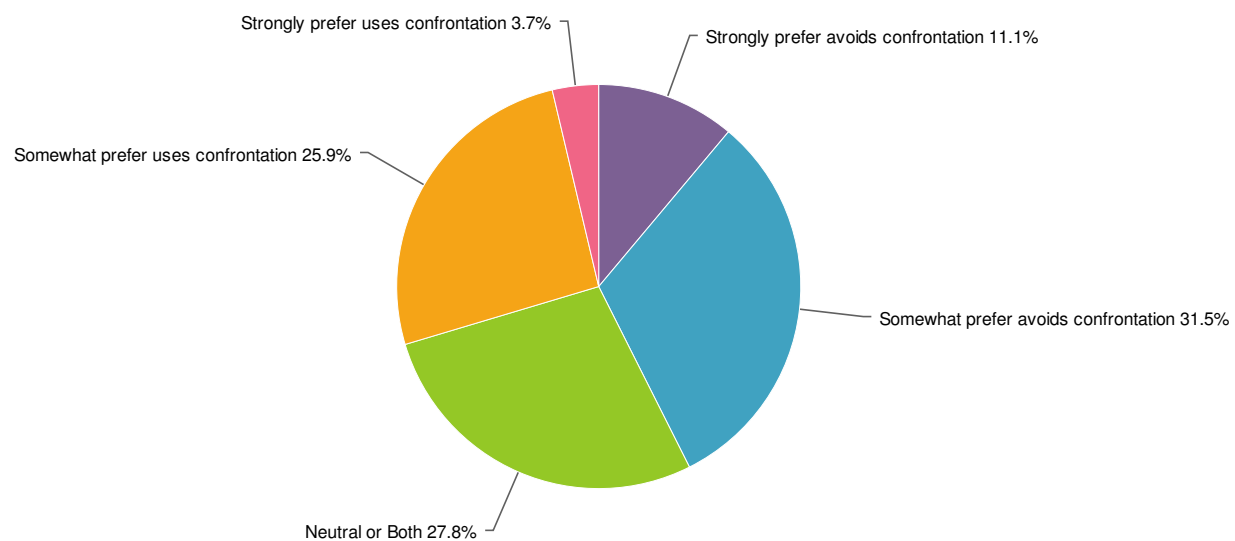
Sum	165.0
Average	2.9
StdDev	1.0
Max	5.0

94. relies on direction from superiors OR relies on strong personal sense of direction



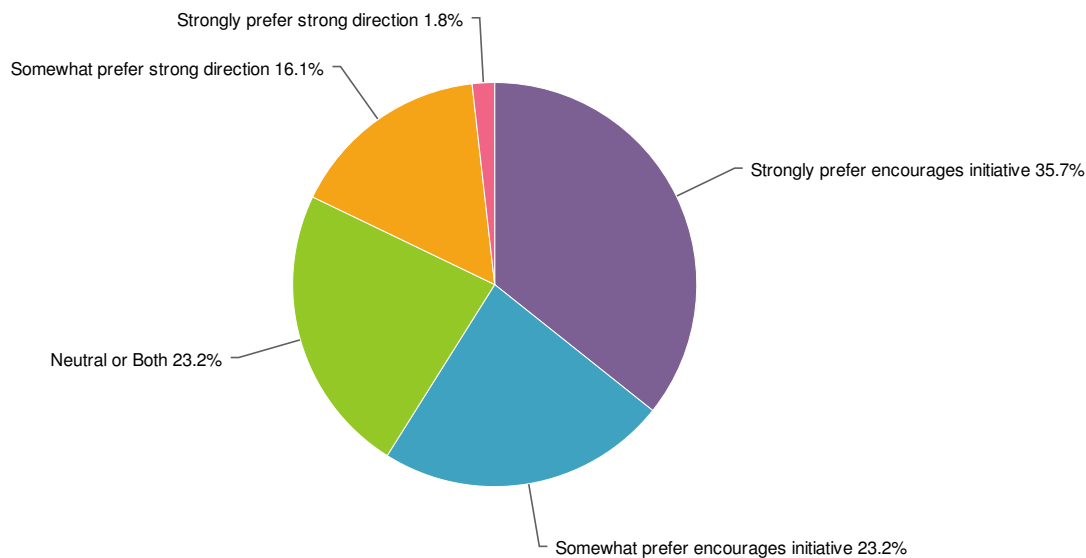
				Statistics	
Strongly prefer relies of superiors	1.8%	<div><div></div></div>	1	Sum	209.0
Somewhat prefer relies of superiors	1.8%	<div><div></div></div>	1	Average	3.7
Neutral or Both	32.1%	<div><div></div></div>	18	StdDev	0.8
Somewhat prefer personal direction	50.0%	<div><div></div></div>	28	Max	5.0
Strongly prefer personal direction	14.3%	<div><div></div></div>	8		
Total			56		

95. avoids confrontation when enabling change OR makes use of confrontation to enable change



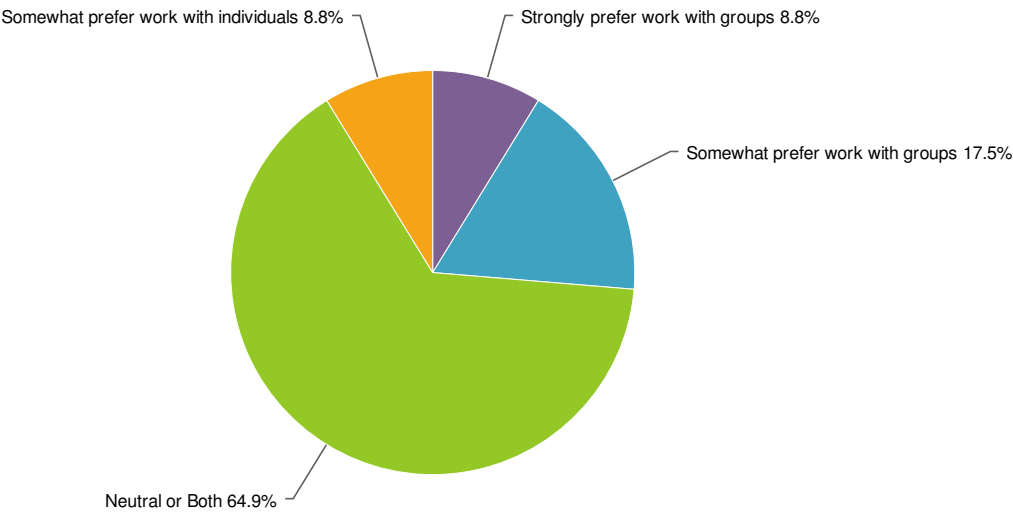
				Statistics	
Strongly prefer avoids confrontation	11.1%	<div><div></div></div>	6	Sum	151.0
Somewhat prefer avoids confrontation	31.5%	<div><div></div></div>	17	Average	2.8
Neutral or Both	27.8%	<div><div></div></div>	15	StdDev	1.1
Somewhat prefer uses confrontation	25.9%	<div><div></div></div>	14	Max	5.0
Strongly prefer uses confrontation	3.7%	<div><div></div></div>	2		
Total			54		

96. encourages subordinates to take initiative OR gives strong direction to subordinates



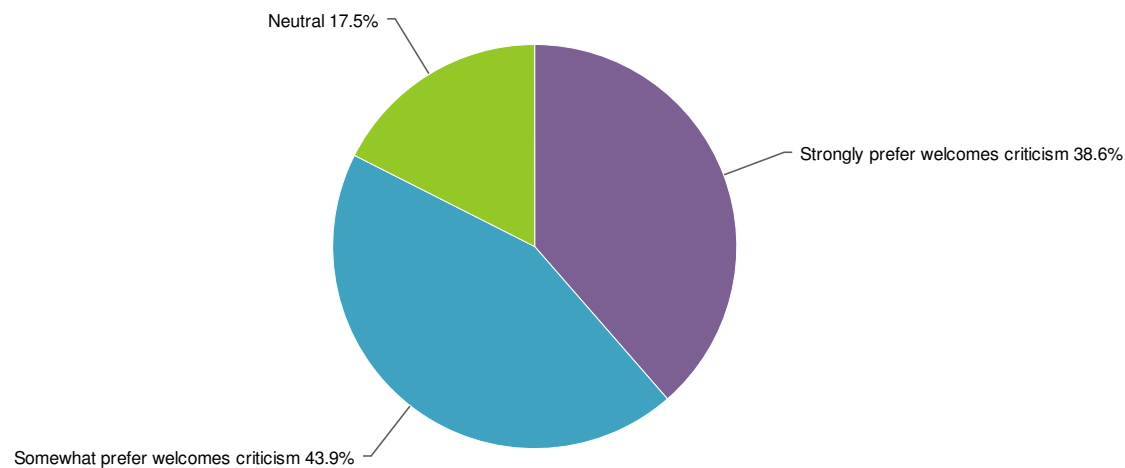
				Statistics	
Strongly prefer encourages initiative	35.7%	<div><div></div></div>	20	Sum	126.0
Somewhat prefer encourages initiative	23.2%	<div><div></div></div>	13	Average	2.3
Neutral or Both	23.2%	<div><div></div></div>	13	StdDev	1.2
Somewhat prefer strong direction	16.1%	<div><div></div></div>	9	Max	5.0
Strongly prefer strong direction	1.8%	<div><div></div></div>	1		
Total			56		

97. focuses on working with groups OR focuses on working with individuals



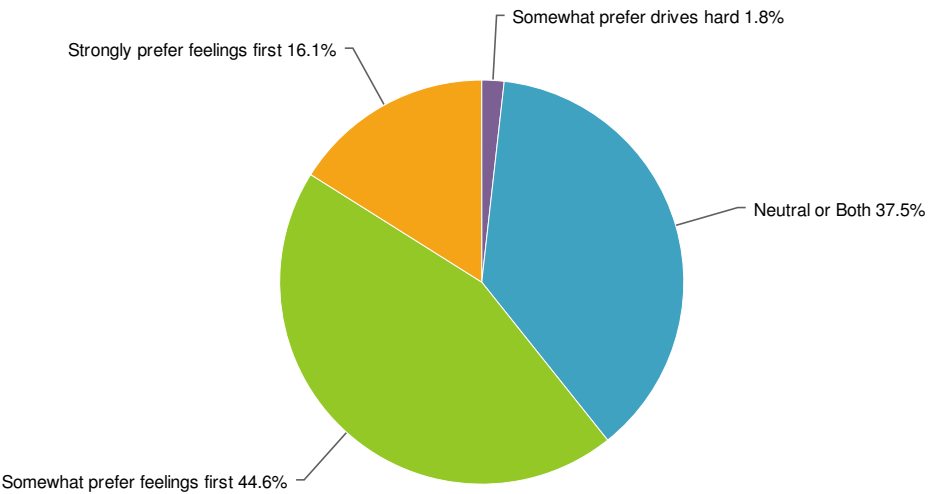
				Statistics	
Strongly prefer work with groups	8.8%	<div><div></div></div>	5	Sum	156.0
Somewhat prefer work with groups	17.5%	<div><div></div></div>	10	Average	2.7
Neutral or Both	64.9%	<div><div></div></div>	37	StdDev	0.7
Somewhat prefer work with individuals	8.8%	<div><div></div></div>	5	Max	4.0
Strongly prefer work with individuals	0.0%	<div><div></div></div>	0		
Total			57		

98. welcomes criticism and adverse opinions OR doesn't welcome criticism and adverse opinions



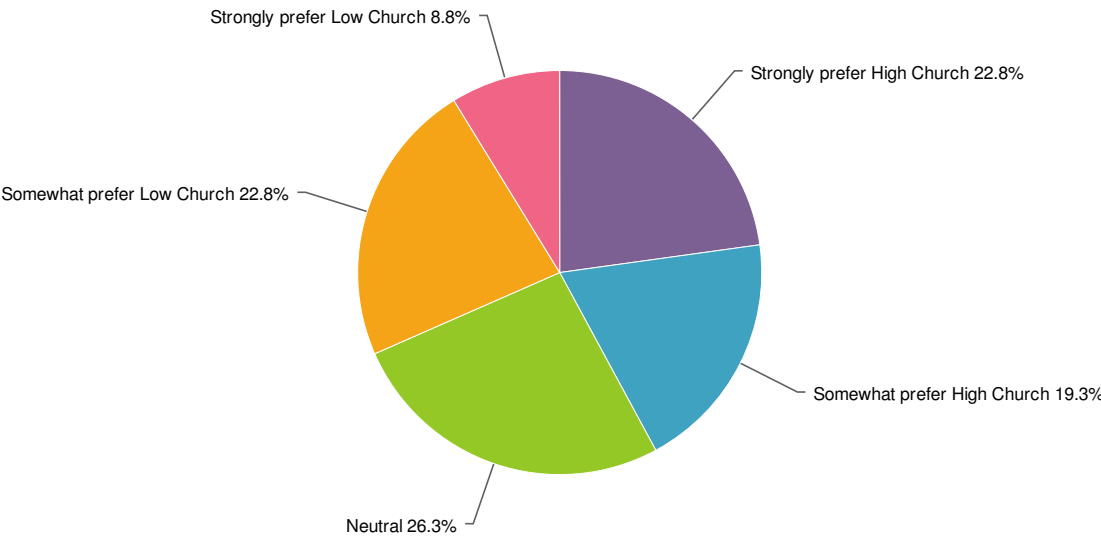
				Statistics	
Strongly prefer welcomes criticism	38.6%	<div><div></div></div>	22	Sum	102.0
Somewhat prefer welcomes criticism	43.9%	<div><div></div></div>	25	Average	1.8
Neutral	17.5%	<div><div></div></div>	10	StdDev	0.7
Somewhat prefer doesn't welcome criticism	0.0%	<div><div></div></div>	0	Max	3.0
Strongly prefer doesn't welcome criticism	0.0%	<div><div></div></div>	0		
Total			57		

99. places achieving goals above concern for others feelings OR places feelings of others ahead of goal achievement



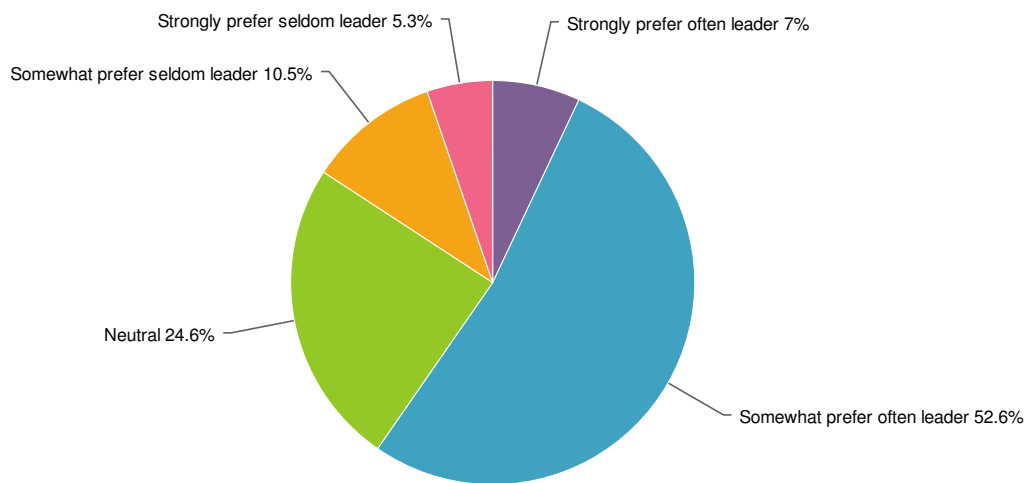
				Statistics	
Strongly prefer drives hard	0.0%	<div></div>	0	Sum	210.0
Somewhat prefer drives hard	1.8%	<div></div>	1	Average	3.8
Neutral or Both	37.5%	<div></div>	21	StdDev	0.7
Somewhat prefer feelings first	44.6%	<div></div>	25	Max	5.0
Strongly prefer feelings first	16.1%	<div></div>	9		
Total			56		

100. High Church (more formal) OR Low Church (less formal)



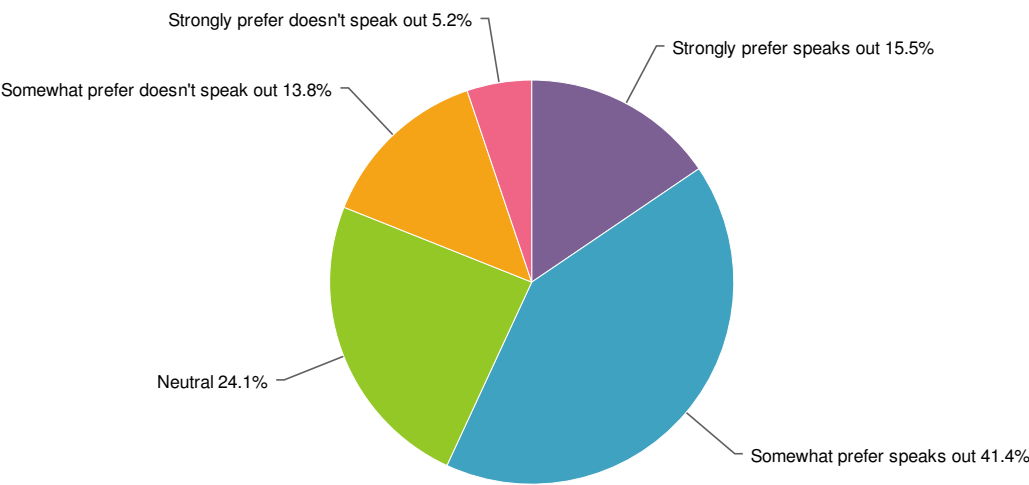
				Statistics	
Strongly prefer High Church	22.8%	<div><div></div></div>	13	Sum	157.0
Somewhat prefer High Church	19.3%	<div><div></div></div>	11	Average	2.8
Neutral	26.3%	<div><div></div></div>	15	StdDev	1.3
Somewhat prefer Low Church	22.8%	<div><div></div></div>	13	Max	5.0
Strongly prefer Low Church	8.8%	<div><div></div></div>	5		
Total			57		

101. is often a leader in community affairs OR is seldom a leader in community affairs



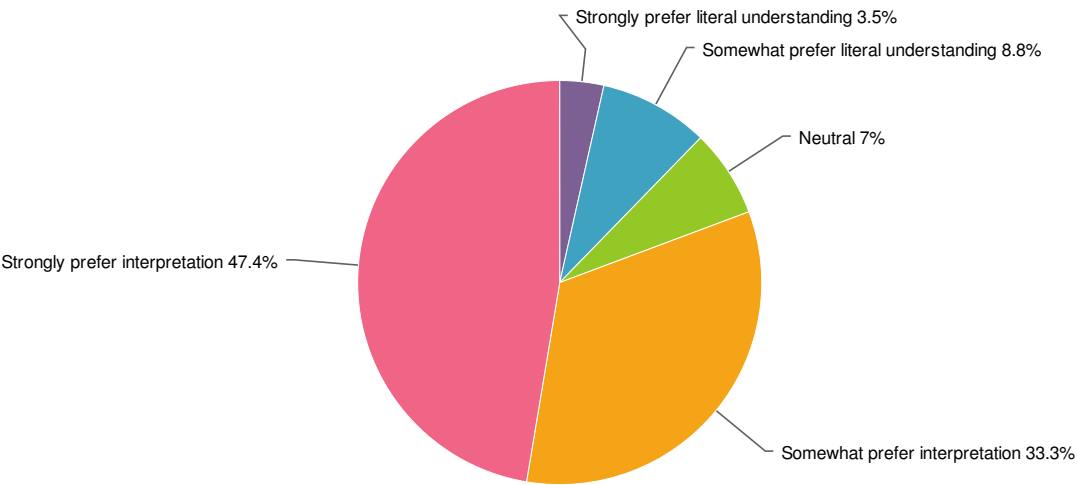
				Statistics	
Strongly prefer often leader	7.0%	<div><div></div></div>	4	Sum	145.0
Somewhat prefer often leader	52.6%	<div><div></div></div>	30	Average	2.5
Neutral	24.6%	<div><div></div></div>	14	StdDev	1.0
Somewhat prefer seldom leader	10.5%	<div><div></div></div>	6	Max	5.0
Strongly prefer seldom leader	5.3%	<div><div></div></div>	3		
Total			57		

102. speaks out on controversial issues affecting the community OR feels it is not the Vicar's role to speak out on controversial issues



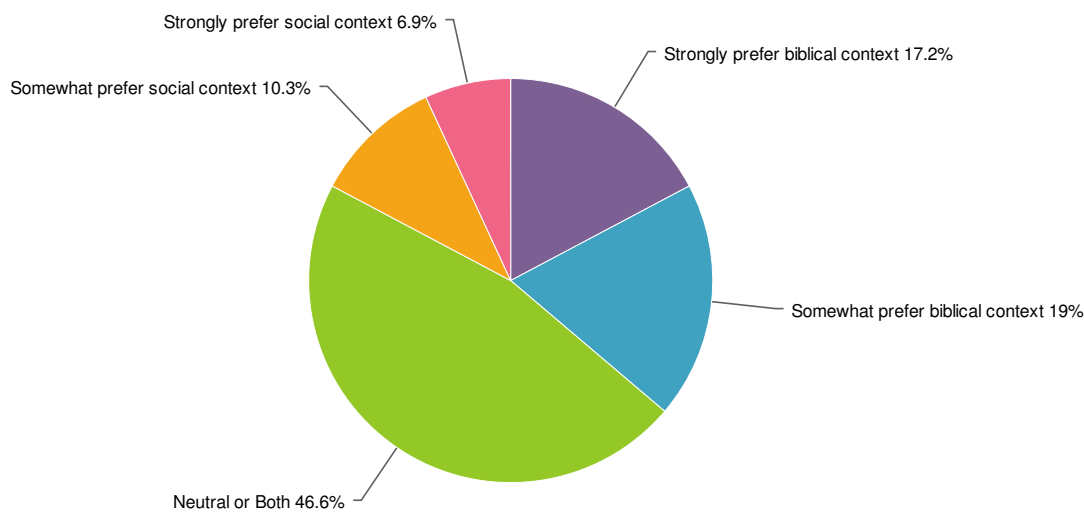
				Statistics	
Strongly prefer speaks out	15.5%	<div><div></div></div>	9	Sum	146.0
Somewhat prefer speaks out	41.4%	<div><div></div></div>	24	Average	2.5
Neutral	24.1%	<div><div></div></div>	14	StdDev	1.1
Somewhat prefer doesn't speak out	13.8%	<div><div></div></div>	8	Max	5.0
Strongly prefer doesn't speak out	5.2%	<div><div></div></div>	3		
Total			58		

103. regards the Bible literally OR regards the Bible as an interpretation of God's dealing with humanity



				Statistics	
Strongly prefer literal understanding	3.5%	<div><div></div></div>	2	Sum	235.0
Somewhat prefer literal understanding	8.8%	<div><div></div></div>	5	Average	4.1
Neutral	7.0%	<div><div></div></div>	4	StdDev	1.1
Somewhat prefer interpretation	33.3%	<div><div></div></div>	19	Max	5.0
Strongly prefer interpretation	47.4%	<div><div></div></div>	27		
Total			57		

104. usually emphasizes a Biblical context OR usually emphasizes a social context

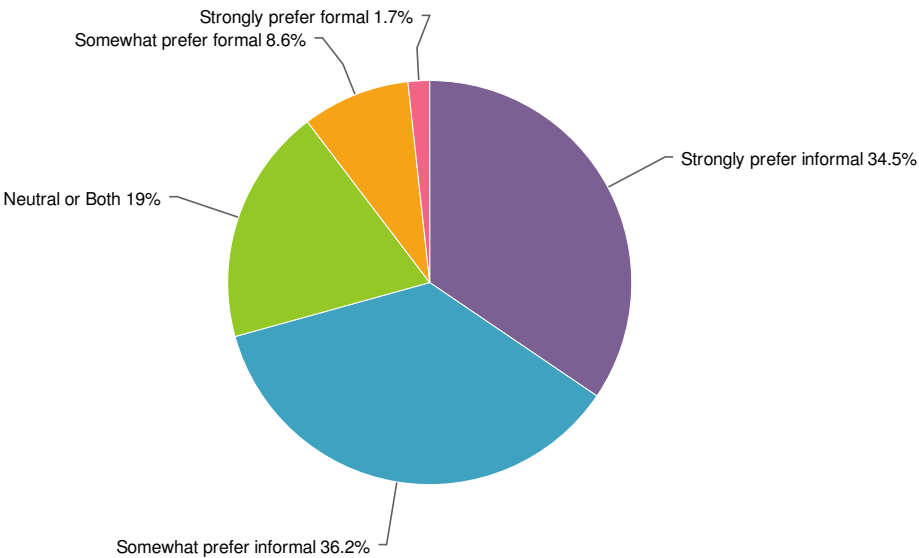


Strongly prefer biblical context	17.2%	<div><div></div></div>	10
Somewhat prefer biblical context	19.0%	<div><div></div></div>	11
Neutral or Both	46.6%	<div><div></div></div>	27
Somewhat prefer social context	10.3%	<div><div></div></div>	6
Strongly prefer social context	6.9%	<div><div></div></div>	4
Total			58

Statistics

Sum	157.0
Average	2.7
StdDev	1.1
Max	5.0

105. has an informal, conversational style OR has a formal, authoritative style

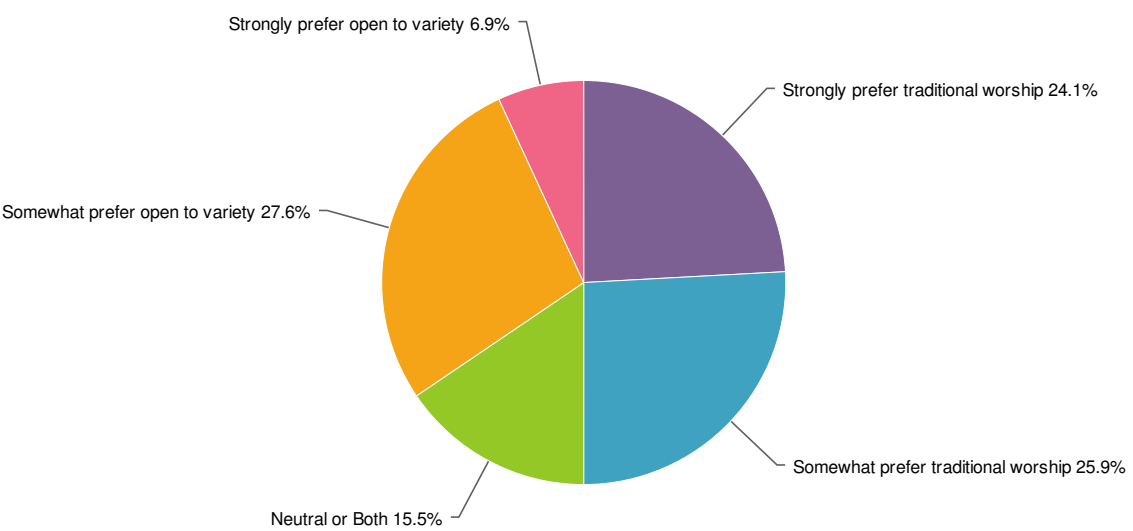


Strongly prefer informal	34.5%	<div><div></div></div>	20
Somewhat prefer informal	36.2%	<div><div></div></div>	21
Neutral or Both	19.0%	<div><div></div></div>	11
Somewhat prefer formal	8.6%	<div><div></div></div>	5
Strongly prefer formal	1.7%	<div><div></div></div>	1
Total			58

Statistics

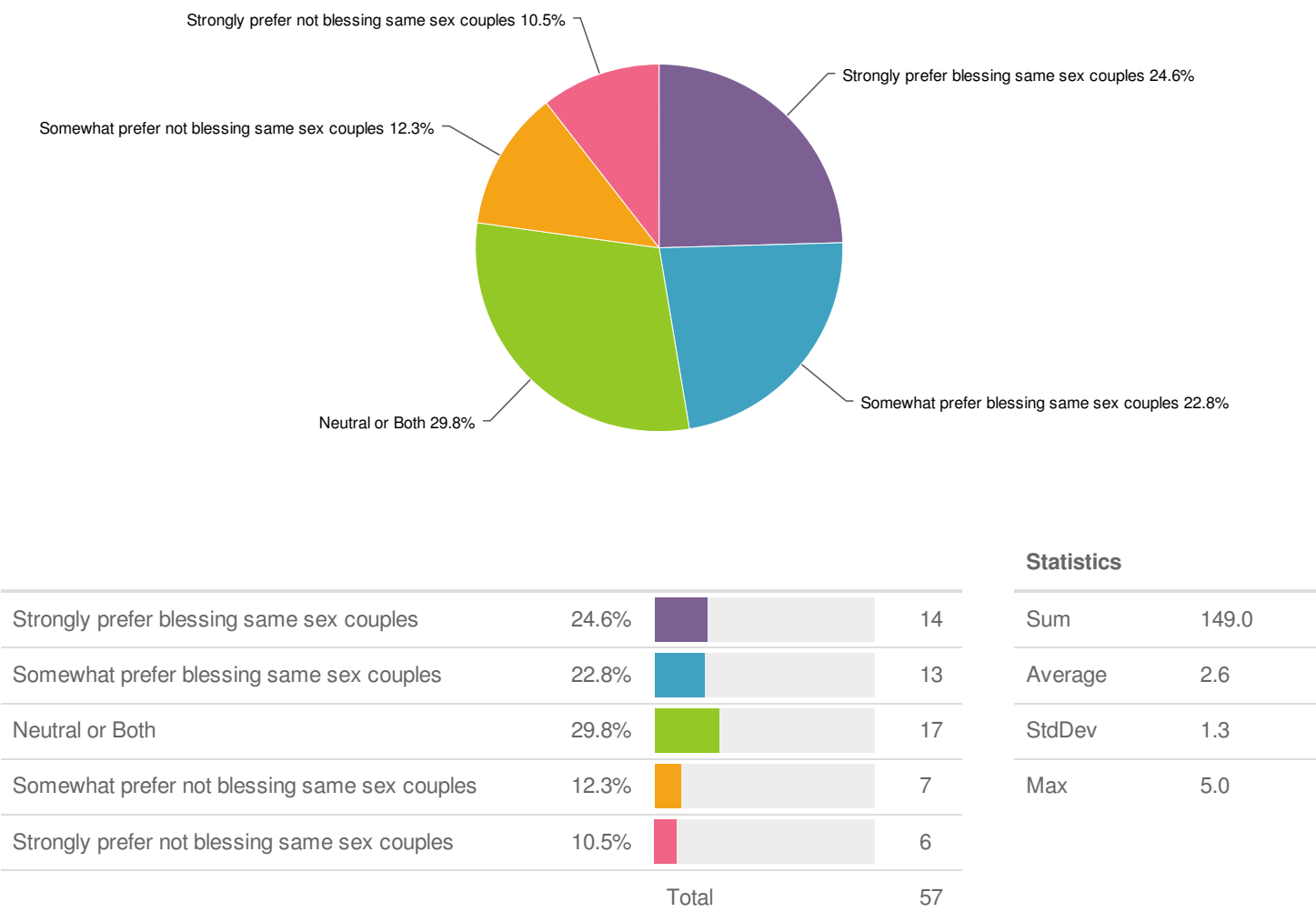
Sum	120.0
Average	2.1
StdDev	1.0
Max	5.0

106. uses traditional worship from the Book of Common Prayer OR is open to a variety of liturgy and worship

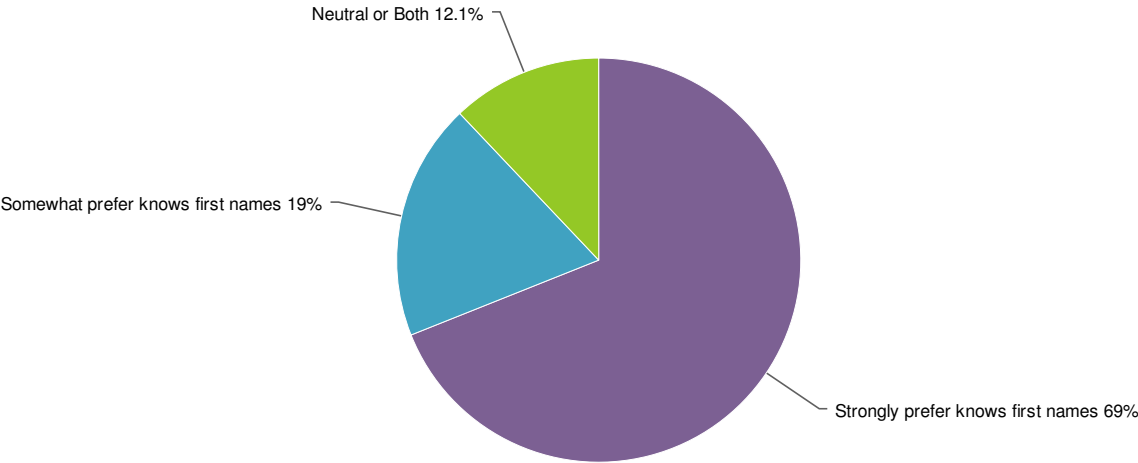


				Statistics	
Strongly prefer traditional worship	24.1%	<div><div></div></div>	14	Sum	155.0
Somewhat prefer traditional worship	25.9%	<div><div></div></div>	15	Average	2.7
Neutral or Both	15.5%	<div><div></div></div>	9	StdDev	1.3
Somewhat prefer open to variety	27.6%	<div><div></div></div>	16	Max	5.0
Strongly prefer open to variety	6.9%	<div><div></div></div>	4		
Total			58		

107. open to blessing/marrying same sex couples OR not open to blessing/marrying same sex couples

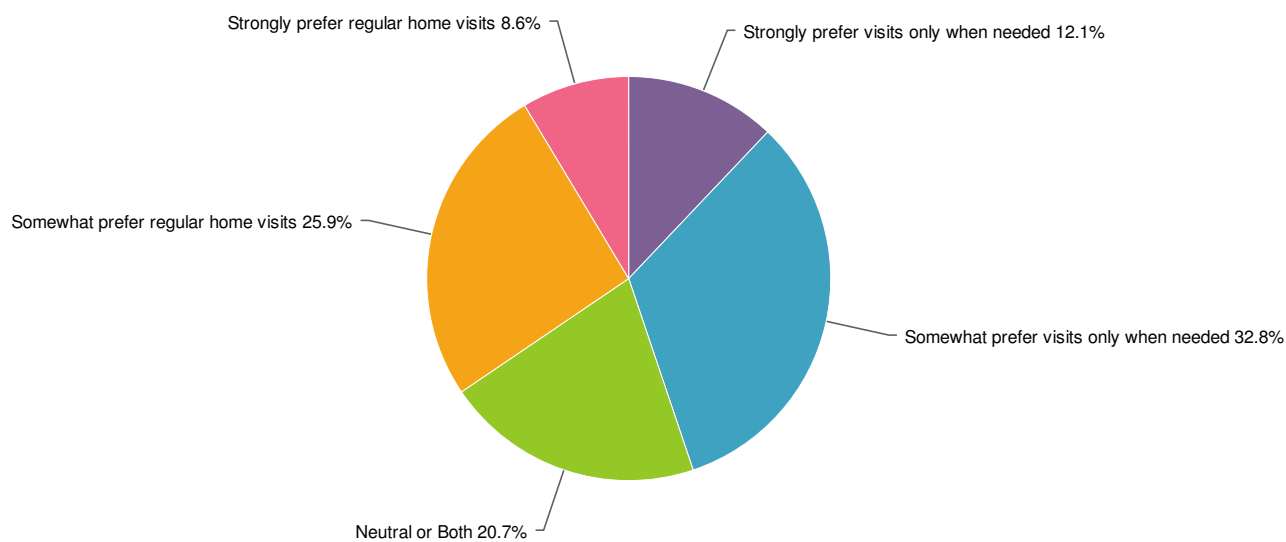


108. is on a first name basis with all members of the congregation OR is not necessarily on a first name basis with all members of the congregation



				Statistics	
Strongly prefer knows first names	69.0%	<div><div></div></div>	40	Sum	83.0
Somewhat prefer knows first names	19.0%	<div><div></div></div>	11	Average	1.4
Neutral or Both	12.1%	<div><div></div></div>	7	StdDev	0.7
Somewhat prefer doesn't necessarily know first names	0.0%	<div><div></div></div>	0	Max	3.0
Strongly prefer doesn't necessarily know first names	0.0%	<div><div></div></div>	0		
Total			58		

109. visits only when the need arises OR plans regular home visits

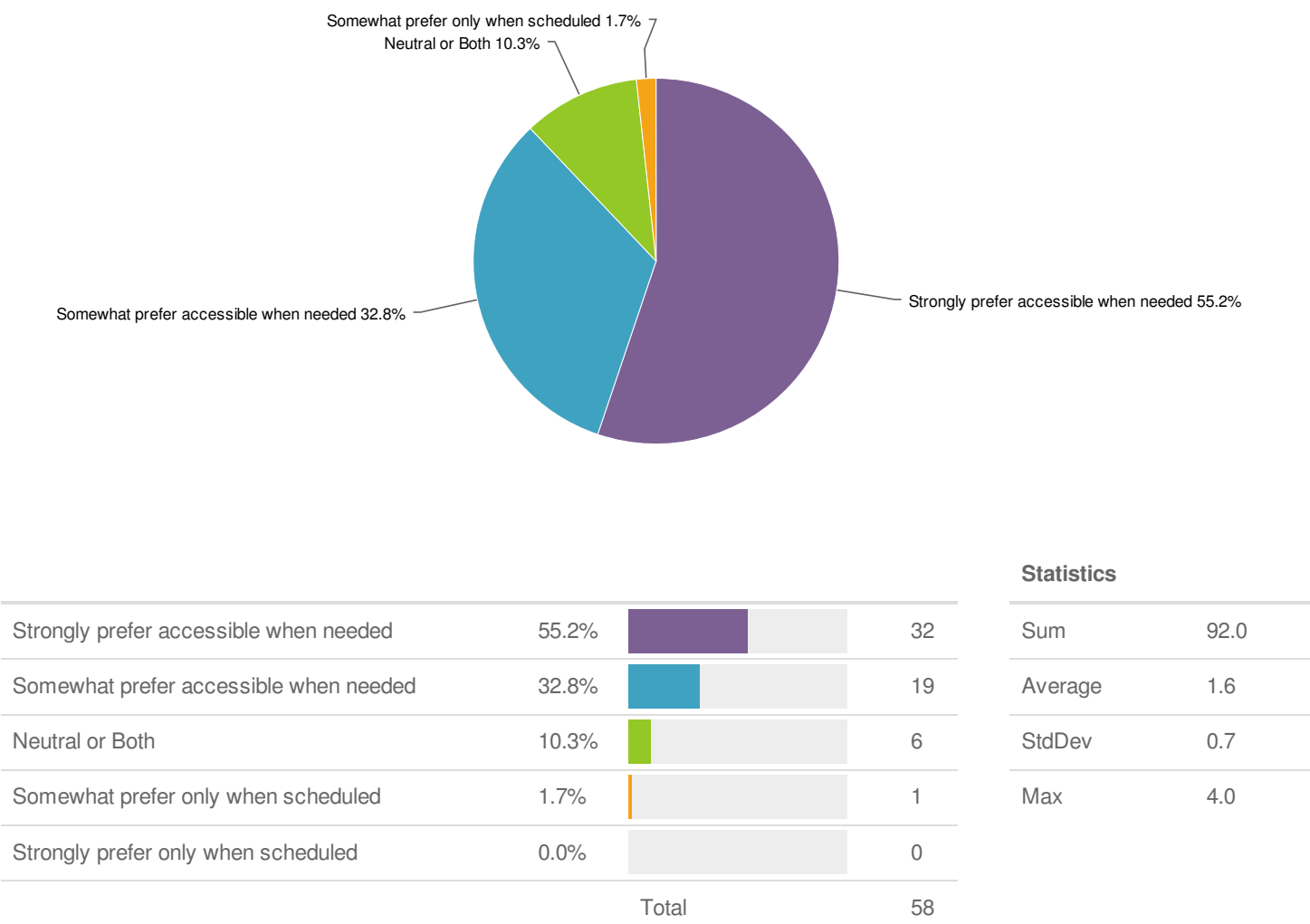


Strongly prefer visits only when needed	12.1%	<div><div></div></div>	7
Somewhat prefer visits only when needed	32.8%	<div><div></div></div>	19
Neutral or Both	20.7%	<div><div></div></div>	12
Somewhat prefer regular home visits	25.9%	<div><div></div></div>	15
Strongly prefer regular home visits	8.6%	<div><div></div></div>	5
Total			58

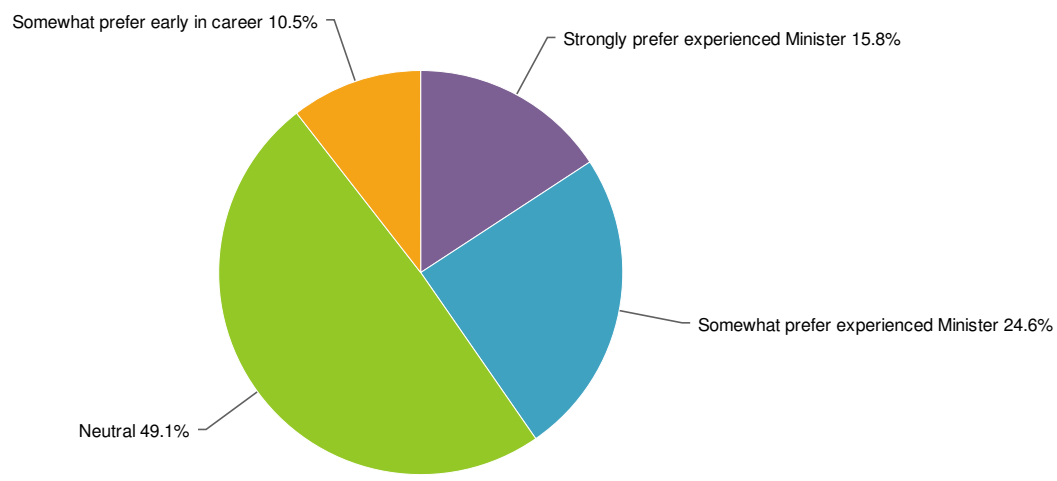
Statistics

Sum	166.0
Average	2.9
StdDev	1.2
Max	5.0

110. is accessible whenever the need arises OR is accessible only if scheduled in advance

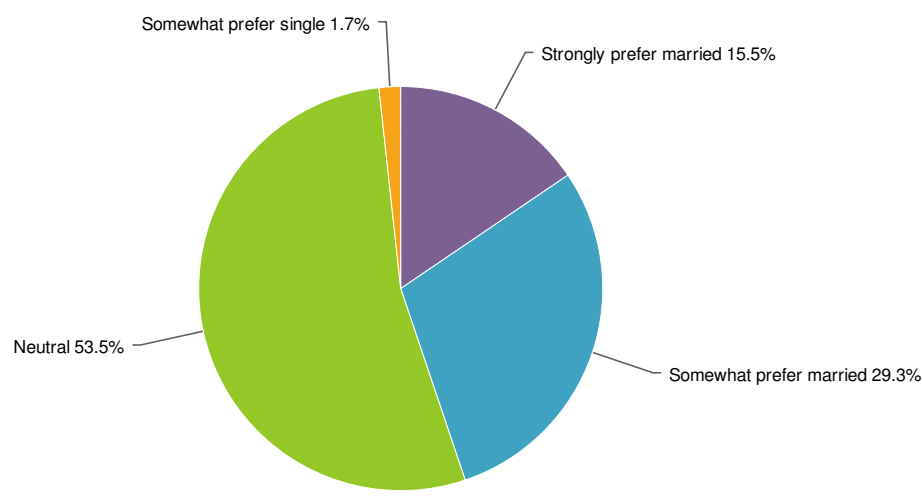


111. an experienced Minister OR is early in their career



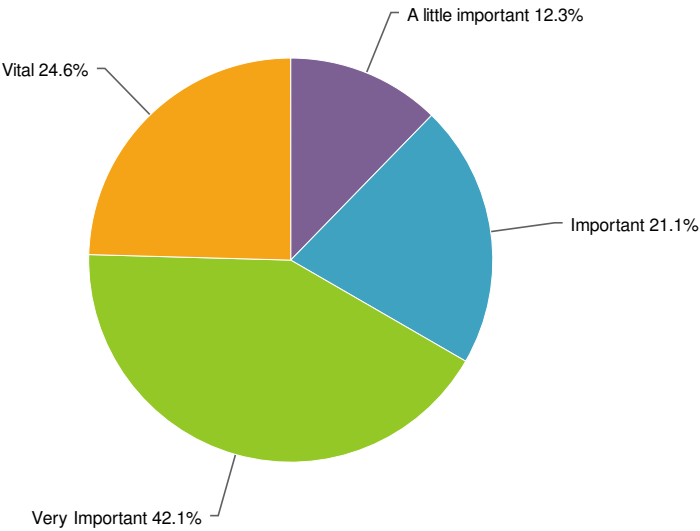
				Statistics	
Strongly prefer experienced Minister	15.8%	<div><div></div></div>	9	Sum	145.0
Somewhat prefer experienced Minister	24.6%	<div><div></div></div>	14	Average	2.5
Neutral	49.1%	<div><div></div></div>	28	StdDev	0.9
Somewhat prefer early in career	10.5%	<div><div></div></div>	6	Max	4.0
Strongly prefer early in career	0.0%	<div><div></div></div>	0		
Total			57		

112. is married and may have children OR is single



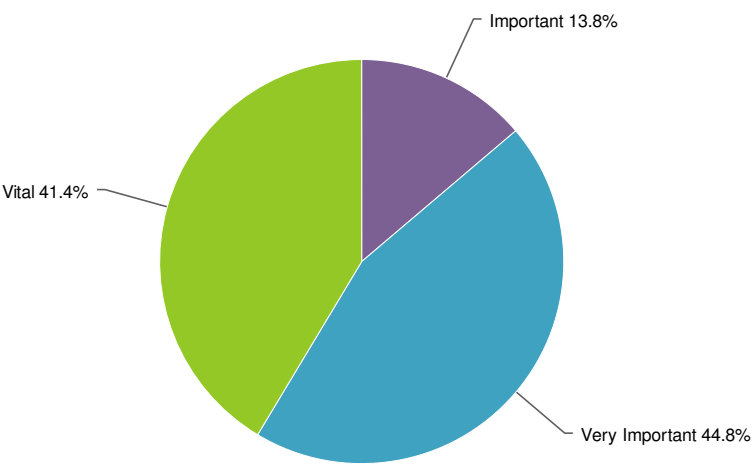
				Statistics	
Strongly prefer married	15.5%	<div><div></div></div>	9	Sum	140.0
Somewhat prefer married	29.3%	<div><div></div></div>	17	Average	2.4
Neutral	53.5%	<div><div></div></div>	31	StdDev	0.8
Somewhat prefer single	1.7%	<div><div></div></div>	1	Max	4.0
Strongly prefer single	0.0%	<div><div></div></div>	0		
Total			58		

113. Ministry with Youth - the ability to inspire and incorporate youth into the full life and ministry of the Church and to encourage and equip leaders to work with youth



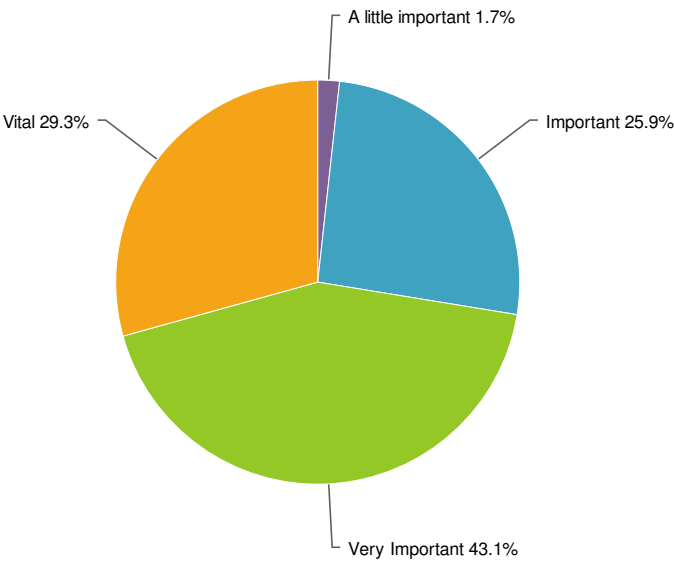
				Statistics	
Not important at all	0.0%	<div></div>	0	Sum	216.0
A little important	12.3%	<div></div>	7	Average	3.8
Important	21.1%	<div></div>	12	StdDev	1.0
Very Important	42.1%	<div></div>	24	Max	5.0
Vital	24.6%	<div></div>	14		
Total			57		

114. Teacher - the ability to help persons of all ages understand and live the Christian faith



				Statistics	
Not important at all	0.0%	<div></div>	0	Sum	248.0
A little important	0.0%	<div></div>	0	Average	4.3
Important	13.8%	<div></div>	8	StdDev	0.7
Very Important	44.8%	<div></div>	26	Max	5.0
Vital	41.4%	<div></div>	24		
Total			58		

115. Christian Formation/Education - ability to lead in the identification, design and implementation of comprehensive programs of Christian formation and education

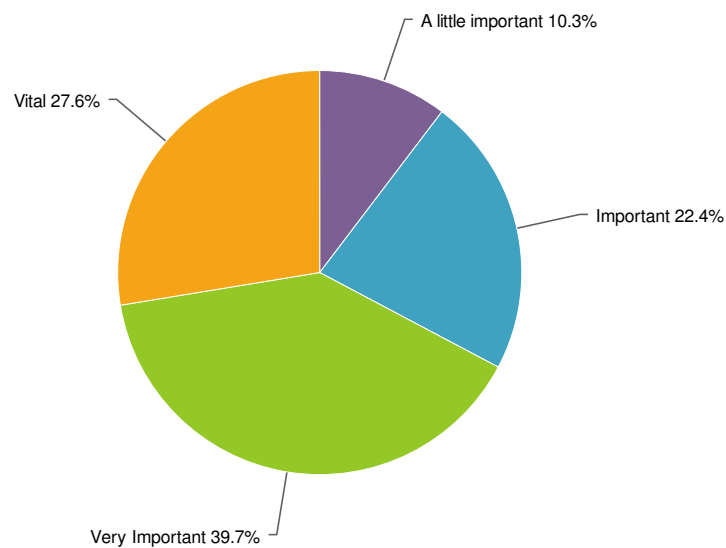


Not important at all	0.0%		0
A little important	1.7%		1
Important	25.9%		15
Very Important	43.1%		25
Vital	29.3%		17
Total			58

Statistics

Sum	232.0
Average	4.0
StdDev	0.8
Max	5.0

116. Home Visitor - the ability to bring comfort by making home and hospital visits

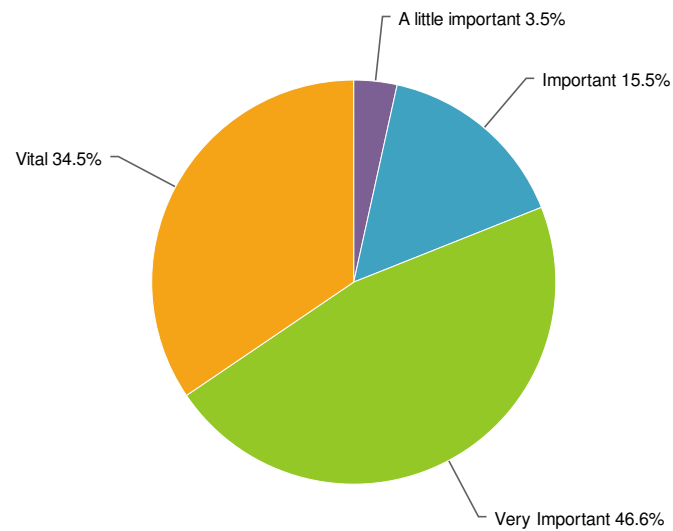


Not important at all	0.0%		0
A little important	10.3%		6
Important	22.4%		13
Very Important	39.7%		23
Vital	27.6%		16
Total			58

Statistics

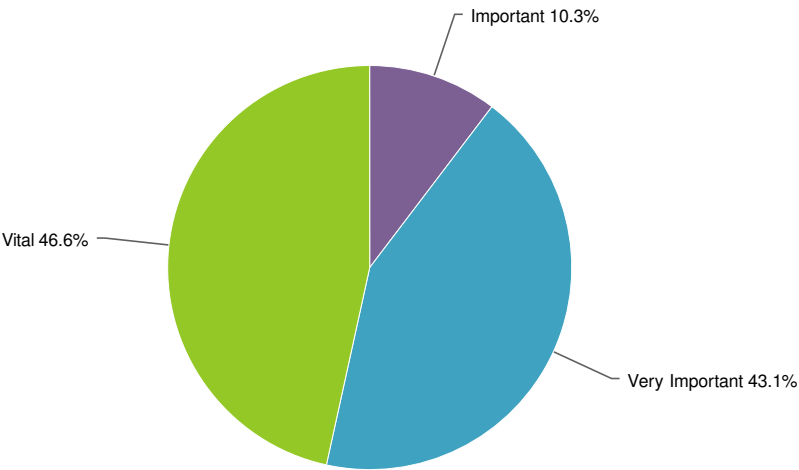
Sum	223.0
Average	3.8
StdDev	0.9
Max	5.0

117. Pastor - the ability to care for people so that they are nurtured and challenged for growth within the community of faith



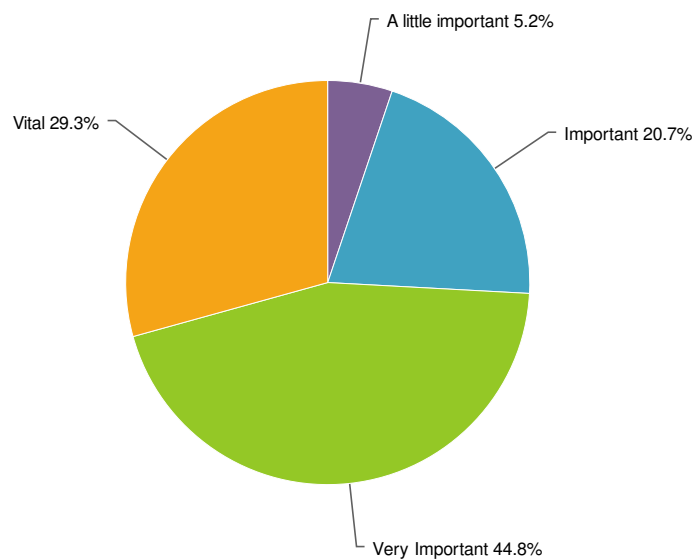
				Statistics	
Not important at all	0.0%	<div></div>	0	Sum	239.0
A little important	3.5%	<div></div>	2	Average	4.1
Important	15.5%	<div></div>	9	StdDev	0.8
Very Important	46.6%	<div></div>	27	Max	5.0
Vital	34.5%	<div></div>	20		
Total			58		

118. Crisis Manager - the ability to respond to those facing death, dying, sickness, trauma, etc.



				Statistics	
Not important at all	0.0%		0	Sum	253.0
A little important	0.0%		0	Average	4.4
Important	10.3%		6	StdDev	0.7
Very Important	43.1%		25	Max	5.0
Vital	46.6%		27		
Total			58		

119. Pastoral Counseling - the ability to counsel those facing personal challenges or decisions

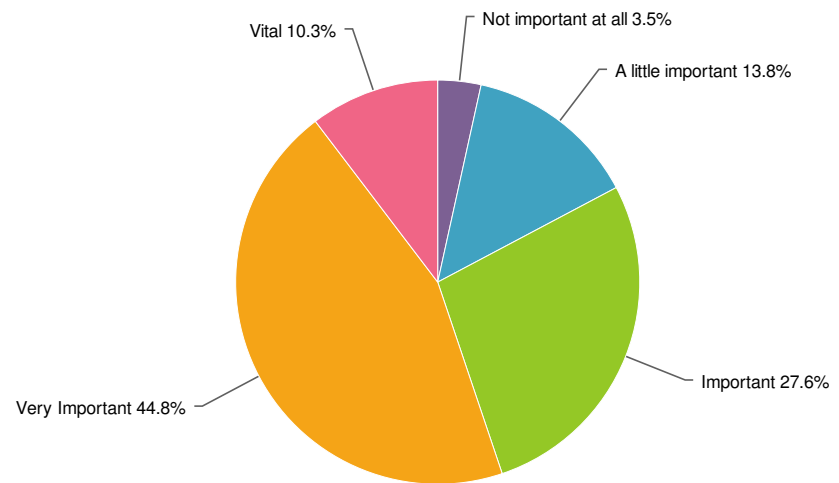


Not important at all	0.0%		0
A little important	5.2%		3
Important	20.7%		12
Very Important	44.8%		26
Vital	29.3%		17
Total			58

Statistics

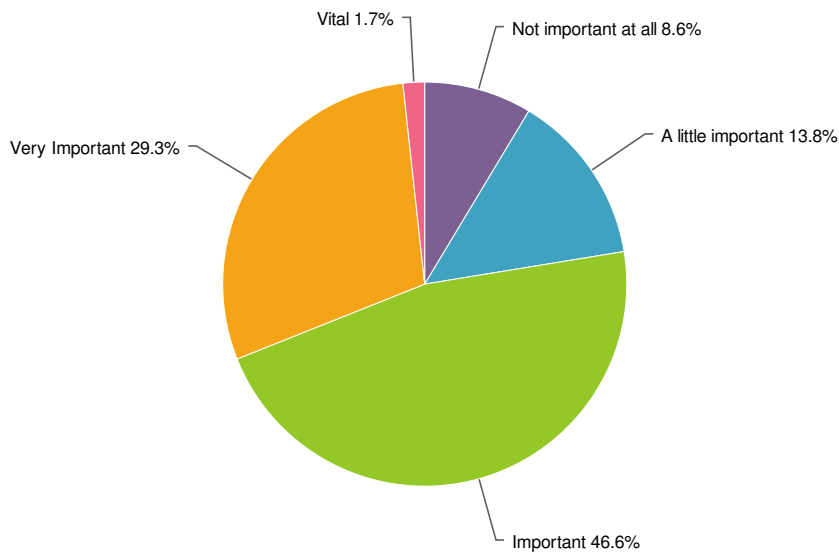
Sum	231.0
Average	4.0
StdDev	0.8
Max	5.0

120. Administrative Leader - the ability to exercise oversight of all aspects of congregational ministries, including programs, finances, etc.



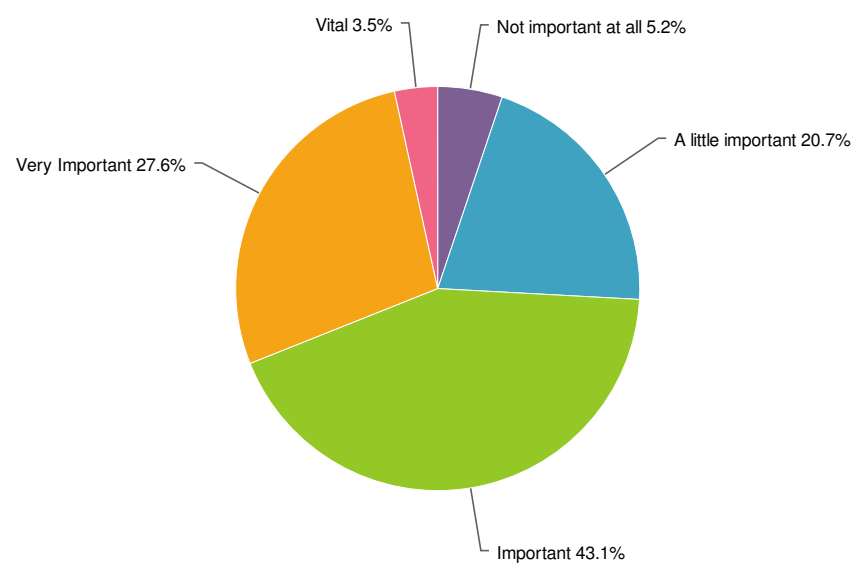
				Statistics	
Not important at all	3.5%	<div><div></div></div>	2	Sum	200.0
A little important	13.8%	<div><div></div></div>	8	Average	3.4
Important	27.6%	<div><div></div></div>	16	StdDev	1.0
Very Important	44.8%	<div><div></div></div>	26	Max	5.0
Vital	10.3%	<div><div></div></div>	6		
Total			58		

121. Evangelism Leader - the ability to train and lead others to advocate the Christian faith to those outside the Church



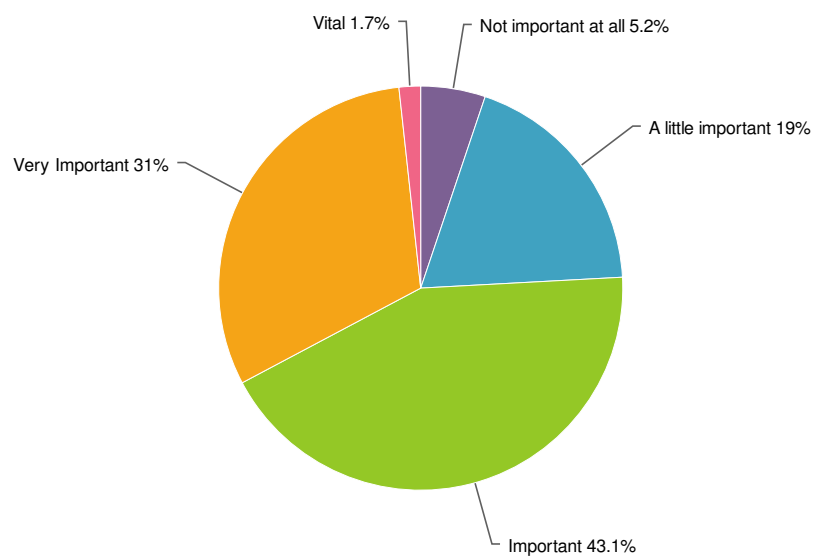
					Statistics	
Not important at all	8.6%	<div><div></div></div>		5	Sum	175.0
A little important	13.8%	<div><div></div></div>		8	Average	3.0
Important	46.6%	<div><div></div></div>		27	StdDev	0.9
Very Important	29.3%	<div><div></div></div>		17	Max	5.0
Vital	1.7%	<div><div></div></div>		1		
Total				58		

122. Ecumenical Leader - the ability to exercise leadership in interdenominational or interfaith programs



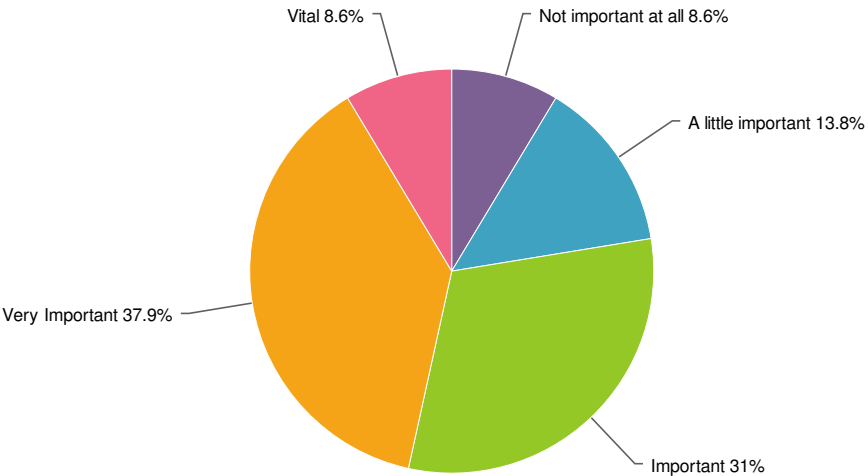
				Statistics	
Not important at all	5.2%	<div><div></div></div>	3	Sum	176.0
A little important	20.7%	<div><div></div></div>	12	Average	3.0
Important	43.1%	<div><div></div></div>	25	StdDev	0.9
Very Important	27.6%	<div><div></div></div>	16	Max	5.0
Vital	3.5%	<div><div></div></div>	2		
Total			58		

123. Social Issues Leader - the ability to empower and equip people within the congregation to become aware of and participate in ministry to community needs and concerns beyond the faith community



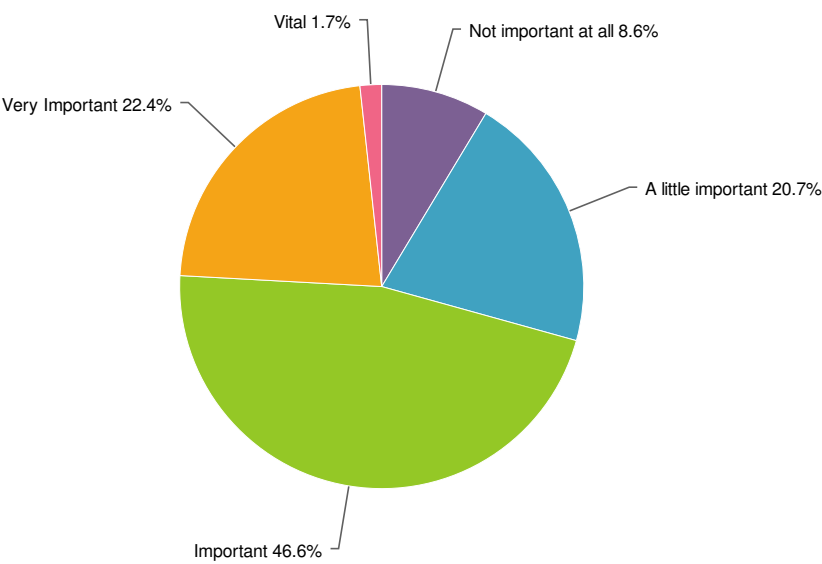
				Statistics	
Not important at all	5.2%	<div><div></div></div>	3	Sum	177.0
A little important	19.0%	<div><div></div></div>	11	Average	3.1
Important	43.1%	<div><div></div></div>	25	StdDev	0.9
Very Important	31.0%	<div><div></div></div>	18	Max	5.0
Vital	1.7%	<div><div></div></div>	1		
Total			58		

124. Diversity Leader - the ability to create and sustain an environment and processes that honor and celebrate racial, sexual orientation, and socio-economic diversity



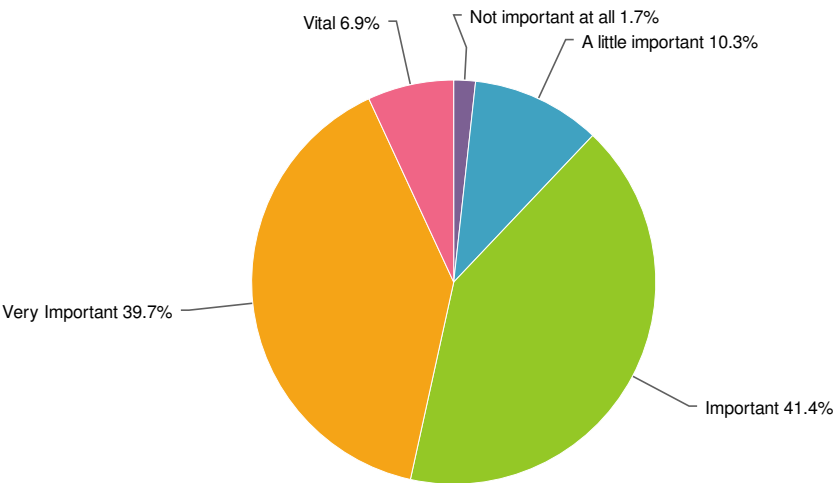
					Statistics	
Not important at all	8.6%	<div><div></div></div>		5	Sum	188.0
A little important	13.8%	<div><div></div></div>		8	Average	3.2
Important	31.0%	<div><div></div></div>		18	StdDev	1.1
Very Important	37.9%	<div><div></div></div>		22	Max	5.0
Vital	8.6%	<div><div></div></div>		5		
Total				58		

125. Community Leader - the ability to become involved in community groups that address local issues



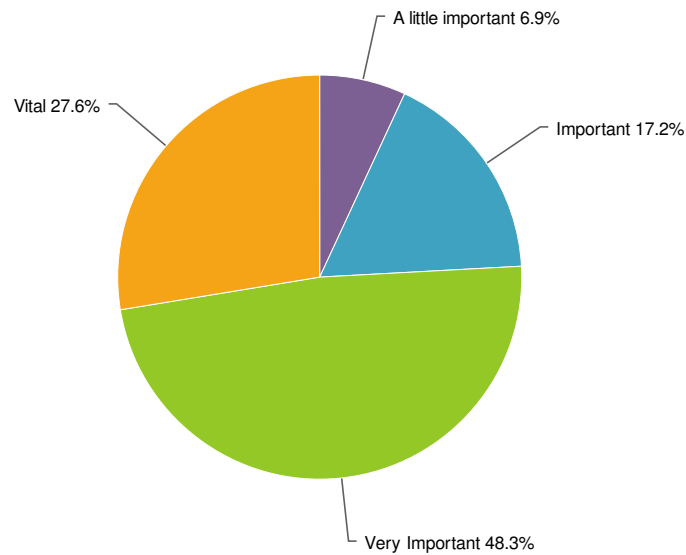
				Statistics	
Not important at all	8.6%	<div><div></div></div>	5	Sum	167.0
A little important	20.7%	<div><div></div></div>	12	Average	2.9
Important	46.6%	<div><div></div></div>	27	StdDev	0.9
Very Important	22.4%	<div><div></div></div>	13	Max	5.0
Vital	1.7%	<div><div></div></div>	1		
Total			58		

126. Stewardship Leader - the ability to lead the congregation and individuals in the identification, development and offering of their gifts and resources



				Statistics	
Not important at all	1.7%	<div><div></div></div>	1	Sum	197.0
A little important	10.3%	<div><div></div></div>	6	Average	3.4
Important	41.4%	<div><div></div></div>	24	StdDev	0.8
Very Important	39.7%	<div><div></div></div>	23	Max	5.0
Vital	6.9%	<div><div></div></div>	4		
Total			58		

127. Theologian - the ability to demonstrate and impart a disciplined understanding of biblical and historical revelation and the perception of God's activity in the world

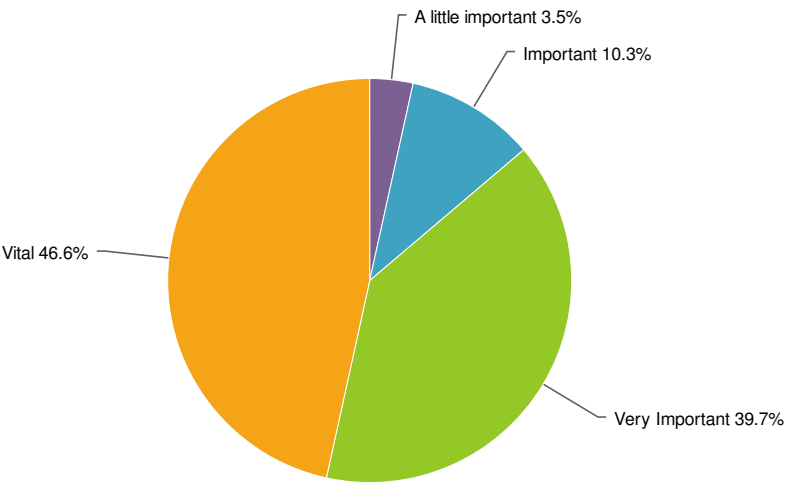


Not important at all	0.0%		0
A little important	6.9%		4
Important	17.2%		10
Very Important	48.3%		28
Vital	27.6%		16
Total			58

Statistics

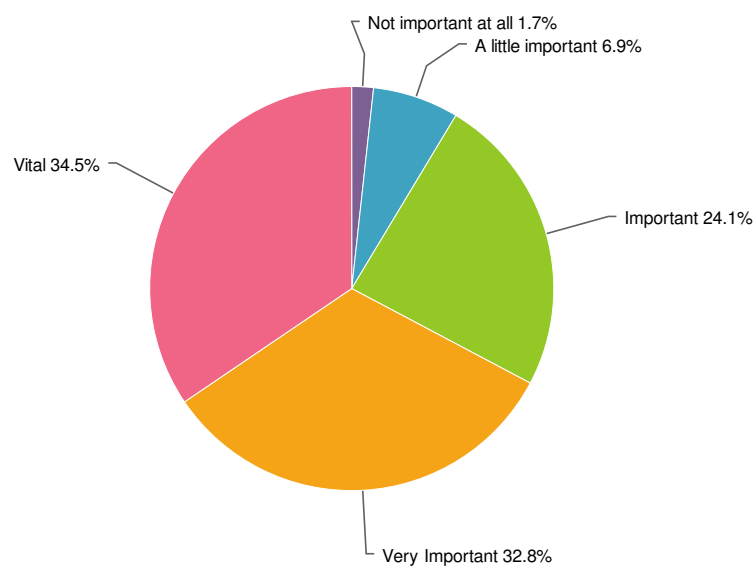
Sum	230.0
Average	4.0
StdDev	0.9
Max	5.0

128. Preacher - the ability to preach effectively by making the Gospel relevant to people's lives



				Statistics	
Not important at all	0.0%	<div></div>	0	Sum	249.0
A little important	3.5%	<div></div>	2	Average	4.3
Important	10.3%	<div></div>	6	StdDev	0.8
Very Important	39.7%	<div></div>	23	Max	5.0
Vital	46.6%	<div></div>	27		
Total			58		

129. Liturgical Leader - the ability to plan and conduct liturgical services of worship

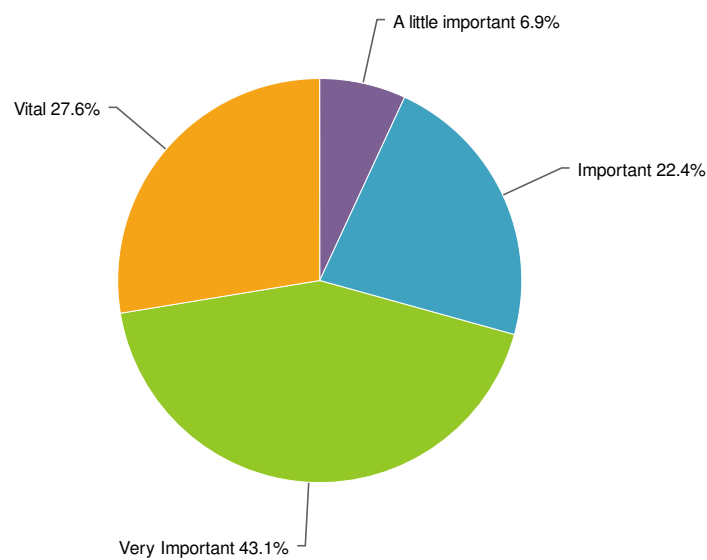


Not important at all	1.7%	<div></div>	1
A little important	6.9%	<div></div>	4
Important	24.1%	<div></div>	14
Very Important	32.8%	<div></div>	19
Vital	34.5%	<div></div>	20
Total			58

Statistics

Sum	227.0
Average	3.9
StdDev	1.0
Max	5.0

130. Spiritual Leader - the ability to lead and train others in the formation and development of a spiritual discipline



Not important at all	0.0%		0
A little important	6.9%		4
Important	22.4%		13
Very Important	43.1%		25
Vital	27.6%		16
Total			58

Statistics

Sum	227.0
Average	3.9
StdDev	0.9
Max	5.0