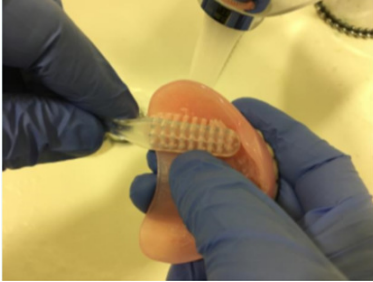
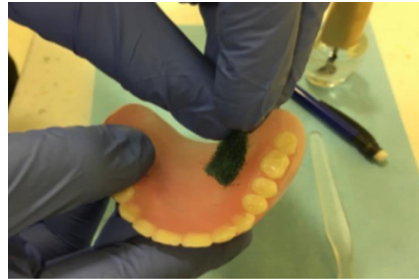


How to mark a denture with clients ID

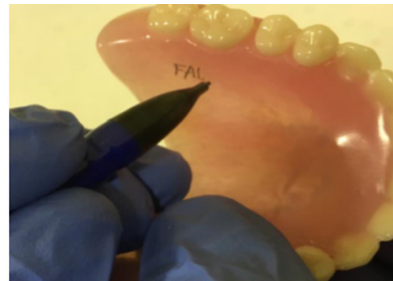


1 Remove dentures from the person's mouth and clean in soapy water with nail brush or denture brush over a sink filled with water.

2 Disinfect the dentures by soaking for 30 minutes in Dentural or in a dilute Milton solution if the denture has no metal. Dry the denture.

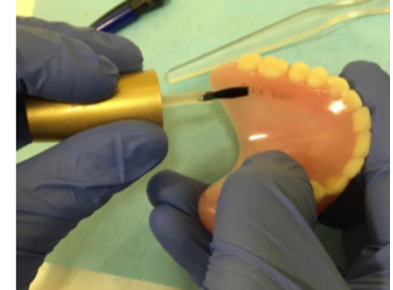


3 Choose an area at the back of the denture where it won't be seen when the client smiles. On the polished surface, use the pan scrub to roughen the area for marking.



4 Use a permanent pen or pencil to write residents initials and date of birth. Wait to dry.

5 Apply a fine layer of clear nail varnish over the name & allow to dry.



6 Rinse the denture with water and replace in the resident's mouth.

*This process only takes **10 minutes** once the denture is cleaned and can be carried out by a carer.*

This guidance has been approved by infection control nurses. Following this procedure correctly means that the denture marking kit can be used again and again without contamination. Please store the materials in a dedicated clean container.

Why ID mark dentures?

Dentures can be easily lost, particularly with confused clients in hospital and care homes.

An ID helps match the denture to the right client.

Losing a denture can be distressing for clients and their families.

It affects clients' dignity and ability to smile.

It affects their ability to eat and drink, enjoyment of food.

It takes several weeks to get replacement dentures made with several fittings at a cost to the client.

Many vulnerable older people are not able to adapt to new dentures.

It is easily avoided.

Denture Sunflower



The denture sunflower sticker is to help staff identify clients who wear a denture and the sunflower should be made visible near them.

If you see the sunflower clients may need help with denture care.

Please encourage clients to remove their denture at night, clean it and place in a labelled denture pot with clean water.

Check pillows and sheets before stripping the beds.

People sometimes put dentures in tissues at mealtimes. Check for dentures when clearing up after meals.

Denture ID Guidance



Why & how to ID a denture