



Mystery Box - Book Report




Select a mystery book. After you have selected the book, the teacher must see the book and approve it to verify reading level and genre appropriateness.


Directions

1. Create a mystery box based upon the book you read.


 Cover a box (cardboard box, shoebox, cereal box, tissue box, etc.) with colored paper. On one side of the box, neatly print or type the title, author, and illustrator of your book. Also draw an illustration of one of your favorite scenes from the book.

 Decorate the remaining sides and top of your box as follows:

 Side 1 - Main Characters Pictures and Names. Include a brief bio for each character. Tell whether each character is a sleuth, suspect, victim, or witness.


 Side 2 - Written description of Setting - This should be a minimum of 5 sentences.

 Side 3 - Book Recommendation Paragraph - What did you like or dislike about the book?

 Top Side - Write the problem of the story in the form of a question.

Example: Who stole Sally's lunch money? Or Why were all of the students absent on the same day?

 Bottom Side - Write the solution to the mystery. This should be at least 5 sentences.


 Place five (5) objects or clues, which are related to your mystery book, inside the box. Be creative and use things you find around your house. You may use real objects or pictures. If you do draw a picture, it needs to be colored. Include one object that is a red herring clue. For each object, write 3-5 sentences explaining how it relates to the book. Who discovered the clue? How did it help lead to solving the mystery?

2. In class, you will be required to share the outside of your Mystery Box.

3. You will also be required to show four (4) of the five (5) objects you placed inside your box. You will need to explain how each of these items relate to the book.

4. You will then give clues about the fifth (5th) object (without showing it) and the class will try to guess what that object is.

This assignment is due Friday January 17, 2020



2nd Marking Period Book Report Rubric

Student Name: _____

Grade Received: _____

<u>Criteria</u>	<u>Points Earned / Points Possible</u>
Title of the book and author are identified	____ / 5
Illustration of a scene from the book is included	____ / 5
The Setting (time and location) of the book is described	____ / 5
Characters (major and minor) are illustrated, identified, and described	____ / 15
The main problem (conflict) of the story is expressed as a question	____ / 5
Five objects/clues related to the story are included and described	____ / 25
The solution to the mystery is explained	____ / 5
Opinion of book and personal recommendation is included	____ / 5
Spelling/Grammar	____ / 10
Punctuation/ Sentence Structure	____ / 10
Appearance/Design/Creativity	____ / 10
Total:	____ / 100