

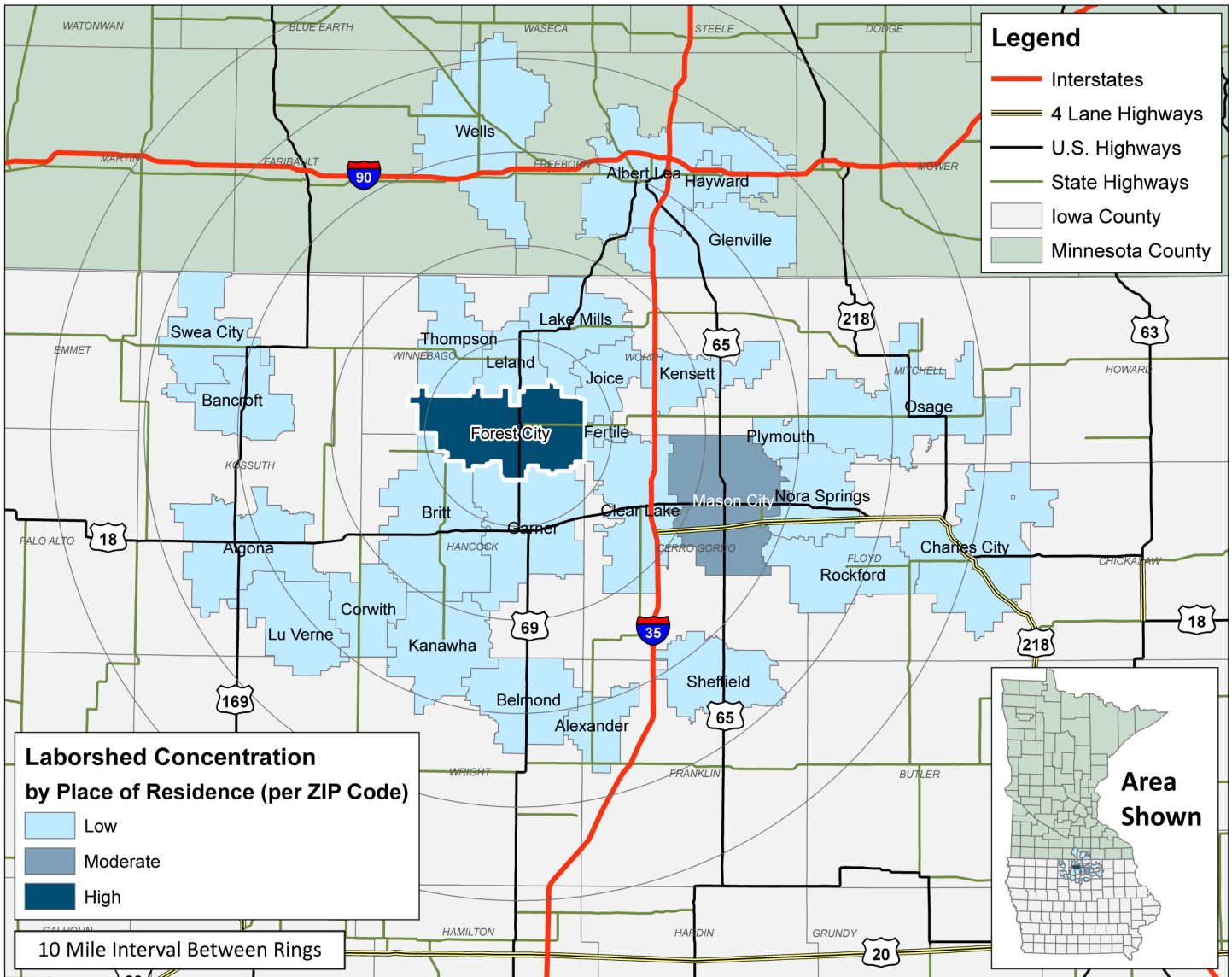
LABOR CHARACTERISTICS

ADVANCED MANUFACTURING



FOREST CITY LABORSHED AREA

CONCENTRATION OF RESPONDENTS WITHIN THE LABORSHED AREA WITH TRANSFERABLE EXPERIENCE/SKILLS BY PLACE OF RESIDENCE



Workers who have transferable experience/skills in the industry are currently commuting an average of 12 miles one way for work. Those who are likely to change/accept employment are willing to commute an average of 25 miles one way for the right employment opportunity.

FOR MORE INFORMATION REGARDING THE FOREST CITY, IA LABORSHED, CONTACT:

LABOR CHARACTERISTICS



ADVANCED MANUFACTURING

ESTIMATED AVAILABLE LABOR PER OCCUPATIONAL CATEGORY:

- Electricians - 386
- Engineers, All Other - 1,543
- General & Operations Managers - 3,470
- Heavy & Tractor-Trailer Truck Drivers - 3,472
- Industrial Machinery Mechanics - 771
- Inspectors, Testers, Sorters, Samplers, & Weighers - 387
- Laborers & Freight, Stock, & Material Movers, Hand - 1,544
- Machinists - 772
- Maintenance & Repair Workers, General - 1,157
- Molders, Shapers, & Casters - 388
- Multiple Machine Tool Setters & Operators - 773
- Packers & Packers, Hand - 774
- Production Workers, All Other - 9,644
- Production, Planning, & Expediting Clerks - 385
- Shipping, Receiving, & Traffic Clerks - 769
- Supervisors of Mechanics, Installers, & Repairers - 770
- Supervisors of Production & Operating Workers - 2,314
- Team Assemblers - 3,471
- Welders, Cutters, Solderers, & Brazers - 2,315

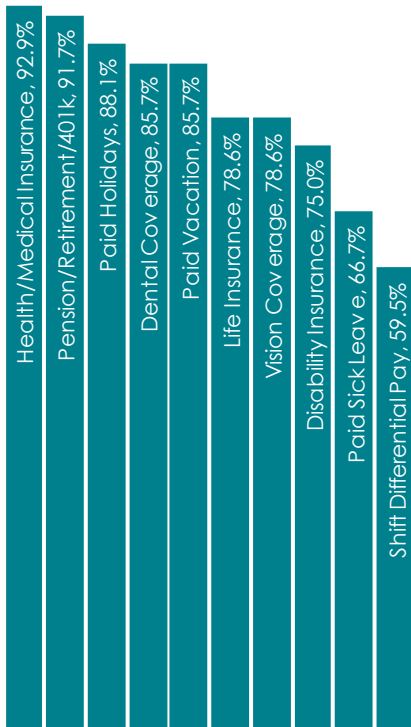
AN ESTIMATED TOTAL OF **35,105** PEOPLE IN THE LABORSHED AREA

UNDEREMPLOYMENT (ESTIMATED):


- Low hours - 1.1% (42)
- Low income - 0.0%
- Mismatch of skills - 2.2% (84)
- Total - 3.3% (126)

(Individuals counted only once when estimating Total Underemployment.)

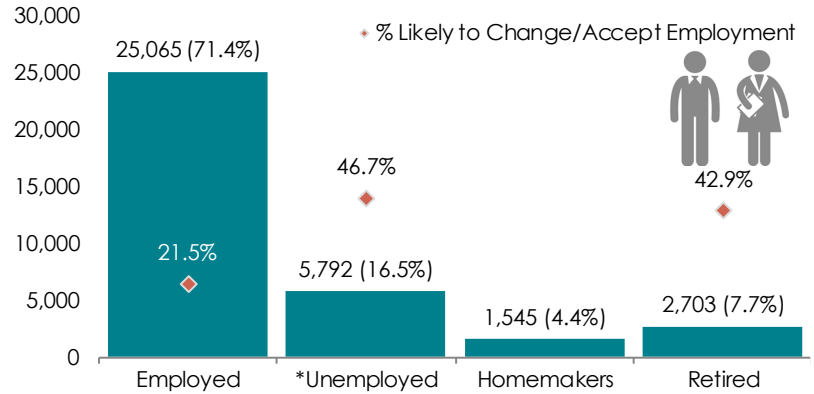
CURRENT BENEFITS:



DESIRED BENEFITS:



ESTIMATED TOTAL BY EMPLOYMENT STATUS (PERCENTAGE):



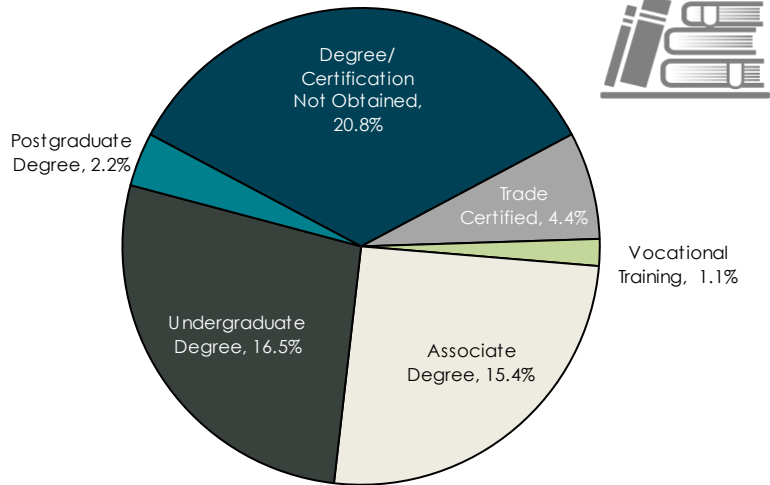
**Employment status is self-identified by the survey respondent. The unemployment percentage does not reflect the unemployment rate published by the U.S. Bureau of Labor Statistics, which applies a stricter definition.*

EMPLOYMENT STATS:

- 71.4% paid an hourly wage
- 94.5% are/were employed full-time
- 5.5% are/were employed part-time
- 4.4% are/were self-employed
- 13.8% hold two or more jobs
- Currently working an average of 48 hours/week

EDUCATIONAL LEVEL:

(60.4% HAVE AN EDUCATION BEYOND HIGH SCHOOL)



TOP JOB SEARCH RESOURCES:

(For those seeking employment opportunities, by use.)

- Internet - 69.8%
 - www.indeed.com
 - www.craigslist.org
 - www.iowajobs.org
- Networking through friends, family or acquaintances - 27.9%
- IowaWORKS Centers - 24.4%
- Newspapers - 22.1%
 - Globe Gazette - Mason City



WORKPLACE FLEXIBILITY:

(by percent of interest)

- Job teams - 88.5%
- Cross-training - 76.0%
- Job sharing - 46.2%
- Varied shifts - 30.8%
- Seasonal work - 51.9%
- Temporary work - 46.2%



LABOR CHARACTERISTICS



ADVANCED MANUFACTURING

OCCUPATION	OCCUPATIONAL CODE	MEAN WAGE	ENTRY WAGE	EXPERIENCED WAGE	MEDIAN WAGE	MEAN ANNUAL SALARY
Accountants and Auditors	13-2011	\$27.78	\$18.27	\$32.53	\$26.54	\$57,779
Architectural and Civil Drafters	17-3011	\$23.84	\$18.69	\$26.41	\$23.07	\$49,584
Architectural and Engineering Managers	11-9041	\$47.89	\$35.09	\$54.29	\$46.53	\$99,607
Assemblers and fabricators, all other, including team assemblers	51-2099	\$15.66	\$13.47	\$16.75	\$15.15	\$32,567
Bookkeeping, Accounting, and Auditing Clerks	43-3031	\$17.21	\$12.62	\$19.50	\$16.02	\$35,794
Coating, Painting, and Spraying Machine Setters, Operators, and Tenders	51-9121	\$14.56	\$10.42	\$16.62	\$14.40	\$30,275
Computer Operators	43-9011	\$18.78	\$15.99	\$20.18	\$18.19	\$39,070
Computer-Controlled Machine Tool Operators, Metal and Plastic	51-4011	\$18.04	\$15.65	\$19.24	\$17.92	\$37,529
Crushing, Grinding, and Polishing Machine Setters, Operators, and Tenders	51-9021	\$16.90	\$13.53	\$18.58	\$17.05	\$35,151
Customer Service Representatives	43-4051	\$18.10	\$11.68	\$21.31	\$16.62	\$37,649
Cutting and Slicing Machine Setters, Operators, and Tenders	51-9032	\$15.45	\$11.25	\$17.54	\$15.63	\$32,126
Cutting, Punching, and Press Machine Setters, Operators, and Tenders, Metal and Plastic	51-4031	\$17.04	\$13.57	\$18.77	\$16.70	\$35,435
Drafters, All Other	17-3019	\$24.61	\$18.78	\$27.52	\$24.93	\$51,182
Electrical and Electronics Engineering Technicians	17-3023	\$28.66	\$19.66	\$33.16	\$30.75	\$59,615
Electrical and Electronics Repairers, Commercial and Industrial Equipment	49-2094	\$24.15	\$17.51	\$27.47	\$26.08	\$50,230
Electricians	47-2111	\$24.78	\$17.02	\$28.66	\$21.93	\$51,550
Engineering Technicians, Except Drafters, All Other	17-3029	\$22.67	\$13.86	\$27.07	\$22.05	\$47,147
Engineers, All Other	17-2199	\$35.94	\$22.26	\$42.78	\$35.65	\$74,751
Executive Secretaries and Executive Administrative Assistants	43-6011	\$19.62	\$14.27	\$22.30	\$18.82	\$40,815
Financial Managers	11-3031	\$45.61	\$27.49	\$54.67	\$41.17	\$94,865
First-Line Supervisors of Production and Operating Workers	51-1011	\$27.03	\$18.62	\$31.23	\$26.29	\$56,223
General and Operations Managers	11-1021	\$39.08	\$19.15	\$49.05	\$34.54	\$81,295
Heavy and Tractor-Trailer Truck Drivers	53-3032	\$17.97	\$13.76	\$20.08	\$17.70	\$37,387
Helpers--Production Workers	51-9198	\$14.25	\$9.94	\$16.40	\$14.11	\$29,633
Human Resources Assistants, Except Payroll and Timekeeping	43-4161	\$17.98	\$12.70	\$20.62	\$16.23	\$37,394
Human Resources Managers	11-3121	\$48.15	\$35.77	\$54.34	\$45.70	\$100,153
Human Resources Specialists	13-1071	\$24.65	\$18.04	\$27.95	\$23.18	\$51,262
Industrial Engineering Technicians	17-3026	\$25.14	\$17.91	\$28.75	\$24.17	\$52,294
Industrial Engineers	17-2112	\$36.06	\$24.94	\$41.63	\$35.21	\$75,011
Industrial Machinery Mechanics	49-9041	\$23.41	\$17.45	\$26.39	\$22.93	\$48,692
Industrial Production Managers	11-3051	\$43.90	\$28.93	\$51.39	\$40.18	\$91,315
Industrial Truck and Tractor Operators	53-7051	\$15.99	\$13.05	\$17.46	\$15.39	\$33,260
Inspectors, Testers, Sorters, Samplers, and Weighers	51-9061	\$18.17	\$13.91	\$20.30	\$17.55	\$37,802
Laborers and Freight, Stock, and Material Movers, Hand	53-7062	\$15.56	\$11.70	\$17.50	\$15.04	\$32,373
Light Truck or Delivery Services Drivers	53-3033	\$16.64	\$9.80	\$20.06	\$13.25	\$34,606
Machinists	51-4041	\$18.31	\$14.24	\$20.35	\$17.63	\$38,093
Maintenance Workers, Machinery	49-9043	\$24.01	\$18.44	\$26.80	\$24.46	\$49,951
Mechanical Drafters	17-3013	\$21.96	\$16.63	\$24.62	\$21.84	\$45,674
Mechanical Engineers	17-2141	\$30.05	\$21.87	\$34.14	\$29.03	\$62,501
Mixing and Blending Machine Setters, Operators, and Tenders	51-9023	\$21.53	\$15.46	\$24.56	\$21.25	\$44,783
Mobile Heavy Equipment Mechanics, Except Engines	49-3042	\$23.02	\$19.02	\$25.03	\$22.67	\$47,889
Molding, Coremaking, and Casting Machine Setters, Operators, and Tenders, Metal and Plastic	51-4072	\$14.83	\$9.34	\$17.57	\$14.17	\$30,839
Multiple Machine Tool Setters, Operators, and Tenders, Metal and Plastic	51-4081	\$19.17	\$16.77	\$20.37	\$18.75	\$39,876
Painters, Construction and Maintenance	47-2141	\$19.40	\$15.29	\$21.45	\$20.16	\$40,349
Painters, Transportation Equipment	51-9122	\$19.74	\$15.75	\$21.73	\$19.04	\$41,056
Printing Press Operators	51-5112	\$13.33	\$10.39	\$14.79	\$11.89	\$27,716
Sales Representatives, Services, All Other	41-3099	\$23.83	\$15.48	\$28.01	\$23.00	\$49,567
Shipping, Receiving, and Traffic Clerks	43-5071	\$17.53	\$13.41	\$19.59	\$17.36	\$36,459
Tool and Die Makers	51-4111	\$22.42	\$17.29	\$24.99	\$22.09	\$46,641
Welders, Cutters, Solderers, and Brazers	51-4121	\$18.22	\$14.46	\$20.10	\$17.76	\$37,893

The 2018 Iowa Wage data for the Forest City Laborshed area was produced by the Labor Force & Occupational Analysis Bureau to provide communities local information on wages by occupation. The source of the wage and employment data is based on the May 2017 OES estimates. Additional occupational wage and employment data can be found at www.iowalmi.gov/laborshed.