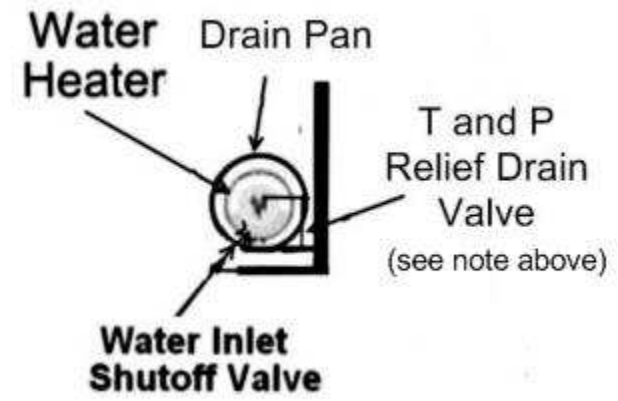
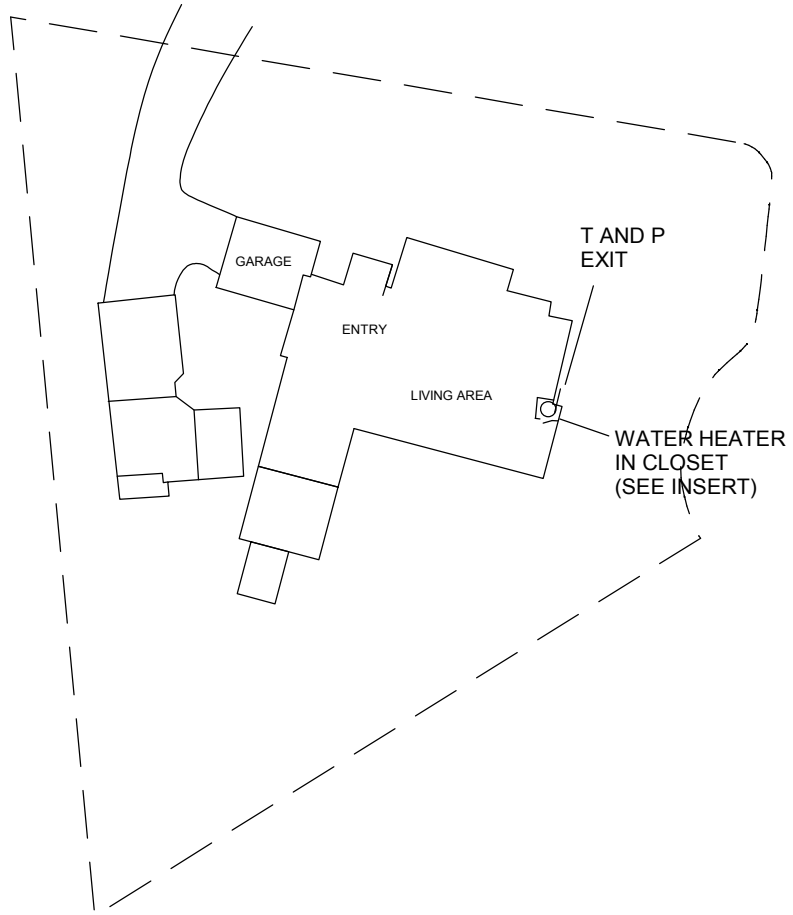



REVISIONS				
ZONE	REV	DESCRIPTION	DATE	APPROVED

Parcel #:EXAMPLE

T AND P RELIEF DRAIN VALVE TO BE CONNECTED TO EXISTING LINE THAT GOES TO DAYLIGHT AND EXITS POINTING DOWNWARD 6" TO 24" FROM GROUND



DETAIL INSERT

NOTE: SOLAR WATER HEATING EQUIPMENT TO BE INSTALLED IN COMPLIANCE WITH APPLICABLE PLUMBING CODES AS PRESCRIBED BY IPC 2006, SRCC (SOLAR RATING AND CERTIFICATION CORPORATION), AND ANY GUIDELINES ADOPTED BY THIS STATE

COMPANY ADDRESS AND PHONE		COMPANY NAME	
COMPANY LOGO		SOLAR WATER HEATER EXAMPLE ADDRESS PHOENIX, AZ	
CUSTOMER: EXAMPLE	SIZE	FSM NO.	DWG NO. L-2
DRAWN: TMH	SCALE	SHEET	