



# FAUX WOOD

## BLINDS

Effective February 3, 2020

*design simplified™*

---

## TABLE OF CONTENTS

---

### Product Overview

- Features & Benefits ..... 2
- Color Charts ..... 3

### Pricing Information

- 2" Faux – Whites & Neutrals Price Chart and Surcharges ..... 4
- 2" Faux – Wood Tones Price Chart and Surcharges ..... 5
- 2-1/2" Faux – Whites & Neutrals Price Chart and Surcharges ..... 6
- 2-1/2" Faux – Wood Tones Price Chart and Surcharges ..... 7
- 2" Faux – Premium Grain Price Chart and Surcharges ..... 8
- RemoteTilt™ System and Option Surcharges ..... 9

### Valance Information

- Individual Valance Ordering and Pricing/Tape Valance Option and Color Chart ..... 10
- Valances and Valance Return Information and Specifications ..... 11

### Cordless Lift & Lock Bottomrail Color Coordination ..... 12

### Solid and Decorative Tape Option and Listing ..... 13

### Product and Specifications

- Product Specifications ..... 14
- Size Specifications ..... 15
- Finished Dimensions and Mounting Requirements ..... 15

### Controls, Components, Ladder/Tape Placement & Stack-up Charts

- Standard Rectangular ..... 16
- Cordless ..... 17
- RemoteTilt ..... 18
- Cordless Lift & Lock™ ..... 19
- Component Diagrams ..... 20-22

### RemoteTilt Motorization

- RemoteTilt Motorization – Overview ..... 23
- Radio Frequency (RF) Features, Options and Part Numbers ..... 24

### **Oversize Common Carrier Delivery**

All orders with any quantity of shades or blinds or any continuous valance 96" or more in width are considered oversize. Therefore, a net shipping charge of \$45 per oversized unit will be assessed.

Oversized orders that require expedited shipping will be quoted and charged accordingly.

Please see General Information for additional freight and shipping charge information.



---

## FEATURES & BENEFITS

---

- Durable engineered material that won't crack, chip, or peel.
- Offered in a wide selection of whites, neutrals and wood tones, including the rich colors and wood grain patterns of the Premium Grain collection.
- Whites, Neutrals and Woodtones available in 2" and 2-1/2" slat styles, Premium Grain available in 2" slats.
- Come standard with a 3" decorative valance and trapezoid bottomrail. Contemporary Crescent or simply elegant Modern valance profiles are optional.
- Heavy-duty slim design headrail and crash-proof cordlock that provide smooth, reliable operation.
- Decorative tassels and lift cord with a unique Stop Ball that breaks apart under pressure to help protect children and pets.
- A wide selection of solid and decorative tapes that add a stylish accent.
- Optional LightsOut routeless feature that blocks additional light and enhances privacy.
- Available with upgraded operating systems including Cordless Lift & Lock™, Cordless Lift and RemoteTilt™ for enhanced control convenience.
- Cordless Lift & Lock™ is certified Best For Kids when ordered with wand tilt.
- Limited Lifetime Warranty ensures your customers' satisfaction.

---

## COLOR CHART

---

### 2" FAUX WOOD

WHITES AND NEUTRALS	COLOR #
Dolphin	S921
Eggshell	S904
Gobi	S920
Pearl	S903
Smoke	S922
Snow	S901
Textured Pearl	T903
Textured Pure White	T901
Ultra White	S951

WOOD TONES	COLOR #
Burmese Teak	P925
Honey Maple	P924
Light Oak	P913

### 2-1/2" FAUX WOOD

WHITES AND NEUTRALS	COLOR #
Dolphin	S921
Eggshell	S904
Gobi	S920
Pearl	S903
Smoke	S922
Snow	S901
Textured Pearl	T903
Textured Pure White	T901
Ultra White	S951

WOOD TONES	COLOR #
Burmese Teak	P925
Honey Maple	P924
Light Oak	P913

### 2" PREMIUM GRAIN

Espresso	PG507
Harvest	PG504
Heathered	PG500
Peppercorn	PG503

Slate	PG501
Sterling Gray	PG502
Tawny	PG506
Toasted Almond	PG505

---

## CHARACTERISTICS OF FAUX WOOD BLINDS

---

Faux wood blinds are an excellent and economical alternative to wood blinds for many applications and offer long lasting performance. The Whites and Neutrals and the Wood Tones colors are constructed of a durable engineered polymer material, and the Premium Grain colors are constructed of a non-PVC acrylic-based material. Both materials will not crack, chip or fade – perfect for high traffic areas. They are also easy to clean and are moisture resistant for placement in kitchens and bathrooms.

Faux wood blinds are not intended for installation near heat sources such as radiators and heat registers which can potentially compromise the integrity of the faux wood material, or in locations where temperatures within the window casing will exceed 120 degrees Fahrenheit, including older single pane or aluminum frame windows that conduct and amplify outside heat into the window casing.

Faux wood blinds in all colors are certified GOLD for Greenguard Indoor Air Quality. The Whites and Neutrals colors and the Wood Tone colors are FR Certified NFPA 701 (Premium Grain colors are not FR certified).



**GROUP 1 – 2" WHITES & NEUTRALS**

3" Standard Decorative Polymer Valance Included in Price

WIDTH TO:	24"	28"	32"	36"	42"	48"	54"	60"	66"	72"	78"	84"	96"
HEIGHT TO:													
30"	\$89	99	106	118	125	140	152	175	186	203	216	228	246
36"	97	104	111	124	136	148	163	186	200	221	228	246	265
42"	103	111	121	135	146	159	177	202	216	235	251	267	291
48"	110	118	126	143	155	172	187	214	232	255	265	287	311
54"	118	131	141	159	173	187	207	235	255	276	295	313	337
61"	125	137	150	167	183	198	220	253	269	295	312	337	365
66"	133	145	156	179	192	212	233	266	288	317	334	359	388
73"	142	154	166	190	206	227	251	288	308	337	357	387	417
78"	148	161	177	197	216	235	262	301	326	356	376	405	
84"	154	167	185	210	227	251	278	317	343	378	396	419	
90"	161	177	192	220	238	262	289	330	357	394	406		
96"	166	185	203	228	251	276	306	348	375	414			
102"	174	190	211	235	257	287	317	365	390				
108"	189	207	225	258	283	309	341	389	412				

 Note: Blinds over 50 sq. ft.  
require 2 or 3 on 1 Headrail

 Cordless Lift & Lock not available  
in sizes over 40 sq ft outside the  
thick black line

**SOLID & DECORATIVE TAPE SURCHARGE**

NOTE: See Tape section for sizes &amp; availability. Tapes are NOT available with LightsOut feature, Cordless or Cordless Lift &amp; Lock.

WIDTH TO:	24"	28"	32"	36"	42"	48"	54"	60"	66"	72"	78"	84"	96"
<b>Solid</b>	\$26	26	26	26	31	31	37	37	43	43	49	49	54
<b>Decorative</b>	54	54	54	54	67	67	81	81	93	93	106	106	115

**NO CHARGE OPTIONS**

- 3" Modern Valance (in place of standard Decorative Valance)
- 3" Crescent Valance (in place of standard Decorative Valance)
- LightsOut Routeless Feature (not available with Cordless Lift & Lock, Cordless Lift System or blinds with Tapes)
- Controls – LR, RL or Grouped
- Hold-Down Brackets
- Tile Cut Out – maximum 3" each side (not available with Cordless Lift & Lock)
- Short and Long Extension Brackets
- Spacer Blocks – small (3/8") and large (3/4")
- Special Wand and Cord Length (please see available lengths on p.16)
- Cord Tilter (please see available lengths on p.16)
- 2 or 3 On 1 Headrail (max. 120" on 2" blinds) – price as separate blinds (2 or 3 on 1 headrail not available with Cordless Lift)
- (3 on 1 headrail not available with Cordless Lift & Lock)
- Side by Side (slat alignment guaranteed within 1/4" when requested at time of order. Blinds must be the same height, slat size & color)

**OPTIONS: EXTRA CHARGE – SPECIFY ON ORDER**

- Cordless Lift & Lock™ System .....add \$74 each
- Cordless Lift System.....add \$106 each
- Blinds Under 12" Wide.....add \$14 each
- Tape Valance .....add \$13 each
- Keystone Valance Option (for blinds under 102" wide) .....add \$13

Note: For surcharges on oversize common carrier delivery, express ship program, shipments to Hawaii, Alaska and Puerto Rico, see General Information Section

SIZE SPECIFICATIONS	2" Standard	2" Cordless	2" Cordless Lift & Lock™	Motorization	
				2" RemoteTilt w/ Std Lift <sup>1</sup>	2" RemoteTilt w/ Cordless Lift <sup>1</sup>
Minimum Width (Net)	8" 12" with Tapes	18" Tapes NA	10-1/2" Tapes NA	20" 22" with Tapes	20" Tapes N/A
Maximum Width (One blind)	96"	78"	96"	96"	78"
Minimum Height	12"	12"	12"	12"	12"
Maximum Height	108"	72"	84"	96"	72"
Max. AREA (SQ/FT) <sup>2</sup>	50 sq/ft	40 sq/ft	40 sq/ft	50 sq/ft	40 sq/ft
Maximum Width 2 or 3 on 1 Headrail	120"	N/A	120" <sup>3</sup>	N/A	N/A
Maximum Continuous Valance Width (not spliced)	102"		102"	102"	102"

<sup>1</sup> RemoteTilt Motorization is not available with Cordless Lift & Lock

<sup>2</sup> Blinds over Max SQ/FT require 2 or 3 on 1 headrail (where available)

<sup>3</sup> Cordless Lift & Lock™ not available as a 3 on 1 headrail

## GROUP 2 – 2" WOOD TONES

3" Standard Decorative Polymer Valance Included in Price

WIDTH TO:	24"	28"	32"	36"	42"	48"	54"	60"	66"	72"	78"	84"	96"
HEIGHT TO:													
30"	\$97	106	113	126	140	152	167	190	211	224	242	255	275
36"	103	112	122	137	150	164	181	207	225	242	262	276	297
42"	111	122	133	150	162	180	195	225	247	264	288	301	326
48"	118	129	141	156	174	191	212	241	265	287	308	324	350
54"	131	144	155	177	191	212	233	265	295	316	341	357	387
61"	137	152	166	187	205	224	247	285	313	338	366	385	414
66"	146	161	179	198	218	240	266	308	337	365	396	414	447
73"	155	174	187	214	234	260	288	330	364	388	423	450	485
78"	166	183	198	228	251	275	304	349	389	420	458	480	
84"	179	194	214	244	267	297	329	376	420	450	494	498	
90"	186	206	227	260	285	316	352	406	447	478	507		
96"	197	216	241	273	300	332	372	425	474	510			
102"	205	227	251	284	313	348	388	444	496				
108"	222	245	271	309	340	375	420	477	515				

Note: Blinds over 50 sq. ft. require 2 or 3 on 1 Headrail

Cordless Lift &amp; Lock not available in sizes over 40 sq ft outside the thick black line

### SOLID & DECORATIVE TAPE SURCHARGE

NOTE: See Tape section for sizes &amp; availability. Tapes are NOT available with LightsOut feature, Cordless or Cordless Lift &amp; Lock.

WIDTH TO:	24"	28"	32"	36"	42"	48"	54"	60"	66"	72"	78"	84"	96"
<b>Solid</b>	<b>\$26</b>	<b>26</b>	<b>26</b>	<b>26</b>	<b>31</b>	<b>31</b>	<b>37</b>	<b>37</b>	<b>43</b>	<b>43</b>	<b>49</b>	<b>49</b>	<b>54</b>
<b>Decorative</b>	<b>54</b>	<b>54</b>	<b>54</b>	<b>54</b>	<b>67</b>	<b>67</b>	<b>81</b>	<b>81</b>	<b>93</b>	<b>93</b>	<b>106</b>	<b>106</b>	<b>115</b>

### NO CHARGE OPTIONS

- 3" Modern Valance (in place of standard Decorative Valance)
- 3" Crescent Valance (in place of standard Decorative Valance)
- LightsOut Routeless Feature (not available with Cordless Lift & Lock, Cordless Lift System or blinds with Tapes)
- Controls – LR, RL or Grouped
- Hold-Down Brackets
- Tile Cut Out – maximum 3" each side (not available with Cordless Lift & Lock)
- Short and Long Extension Brackets
- Spacer Blocks – small (3/8") and large (3/4")
- Special Wand and Cord Length (please see available lengths on p.16)
- Cord Tilter (please see available lengths on p.16)
- 2 or 3 On 1 Headrail (max. 120" on 2" blinds) – price as separate blinds (2 or 3 on 1 headrail not available with Cordless Lift)
- (3 on 1 headrail not available with Cordless Lift & Lock)
- Side by Side (slat alignment guaranteed within 1/4" when requested at time of order. Blinds must be the same height, slat size & color)

### OPTIONS: EXTRA CHARGE – SPECIFY ON ORDER

- Cordless Lift & Lock™ System .....add \$74 each
- Cordless Lift System .....add \$106 each
- Blinds Under 12" Wide .....add \$14 each
- Tape Valance .....add \$13 each
- Keystone Valance Option (for blinds under 102" wide) .....add \$13

Note: For surcharges on oversize common carrier delivery, express ship program, shipments to Hawaii, Alaska and Puerto Rico, see General Information Section

SIZE SPECIFICATIONS	2" Standard	2" Cordless	2" Cordless Lift & Lock™	Motorization	
				2" RemoteTilt w/ Std Lift <sup>1</sup>	2" RemoteTilt w / Cordless Lift <sup>1</sup>
Minimum Width (Net)	8" 12" with Tapes	18" Tapes NA	10-1/2" Tapes NA	20" 22" with Tapes	20" Tapes N/A
Maximum Width (One blind)	96"	78"	96"	96"	78"
Minimum Height	12"	12"	12"	12"	12"
Maximum Height	108"	72"	84"	96"	72"
Max. AREA (SQ/FT) <sup>2</sup>	50 sq/ft	40 sq/ft	40 sq/ft	50 sq/ft	40 sq/ft
Maximum Width 2 or 3 on 1 Headrail	120"	N/A	120" <sup>3</sup>	N/A	N/A
Maximum Continuous Valance Width (not spliced)	102"		102"	102"	102"

<sup>1</sup> RemoteTilt Motorization is not available with Cordless Lift & Lock

<sup>2</sup> Blinds over Max SQ/FT require 2 or 3 on 1 headrail (where available)

<sup>3</sup> Cordless Lift & Lock™ not available as a 3 on 1 headrail

**GROUP 3 – 2-1/2" WHITES & NEUTRALS**

3" Standard Decorative Polymer Valance Included in Price

WIDTH TO:	24"	28"	32"	36"	42"	48"	54"	60"	66"	72"	78"	84"	96"
HEIGHT TO:													
30"	\$101	109	118	130	142	159	173	199	213	236	254	273	295
36"	109	117	126	141	155	172	190	216	235	258	278	298	322
42"	119	124	133	150	164	185	201	229	251	277	298	319	345
48"	124	133	142	162	177	199	218	249	272	301	324	349	376
54"	131	141	155	173	190	216	235	273	298	328	352	384	414
61"	137	152	163	185	203	233	255	291	321	353	385	415	449
66"	158	172	186	209	230	260	287	329	362	396	425	462	498
73"	168	184	199	223	247	278	308	353	385	428	461	498	538
78"	175	191	208	235	263	297	326	372	408	454	492	536	
84"	185	203	224	251	282	317	352	403	441	487	535	555	
90"	199	217	238	267	299	338	374	429	476	525	560		
96"	207	229	252	285	321	363	401	463	509	563			
102"	221	244	269	302	340	389	430	492	548				
108"	234	257	284	324	367	414	460	533	563				

Note: Blinds over 50 sq. ft. require 2 or 3 on 1 Headrail

Cordless Lift & Lock not available in sizes over 31 sq ft outside the thick black line

**SOLID & DECORATIVE TAPE SURCHARGE**

NOTE: See Tape section for sizes &amp; availability. Tapes are NOT available with LightsOut feature, Cordless or Cordless Lift &amp; Lock.

WIDTH TO:	24"	28"	32"	36"	42"	48"	54"	60"	66"	72"	78"	84"	96"
Solid	\$26	26	26	26	31	31	37	37	43	43	49	49	54
Decorative	54	54	54	54	67	67	81	81	93	93	106	106	115

**NO CHARGE OPTIONS**

- 3" Modern Valance (in place of standard Decorative Valance)
- 3" Crescent Valance (in place of standard Decorative Valance)
- LightsOut Routeless Feature (not available with Cordless Lift & Lock, Cordless Lift System or blinds with Tapes)
- Controls – LR, RL or Grouped
- Hold-Down Brackets (not available with Cordless Lift & Lock)
- Tile Cut Out – maximum 3" each side (not available with Cordless Lift & Lock)
- Short and Long Extension Brackets
- Cord Tilter (please see available lengths on p.16)
- Spacer Blocks – small (3/8") and large (3/4") (one 3/8" spacer set standard with 2-1/2" blinds)
- Special Wand and Cord Length (please see available lengths on p.16)
- 2 or 3 On 1 Headrail (maximum 120" on 2-1/2" blinds) – price as separate blinds (2 or 3 on 1 headrail not available with Cordless Lift) (3 on 1 headrail not available with Cordless Lift & Lock)
- Side by Side (slat alignment guaranteed within 1/4" when requested at time of order. Blinds must be the same height, slat size & color)

**OPTIONS: EXTRA CHARGE – SPECIFY ON ORDER**

- Cordless Lift & Lock™ System .....add \$74 each
- Cordless Lift System .....add \$106 each
- Blinds Under 12" Wide .....add \$14 each
- Tape Valance .....add \$13 each
- Keystone Valance Option (for blinds under 102" wide) .....add \$13

Note: For surcharges on oversize common carrier delivery, express ship program, shipments to Hawaii, Alaska and Puerto Rico, see General Information Section

SIZE SPECIFICATIONS	Motorization				
	2-1/2" Standard	2-1/2" Cordless	2-1/2" Cordless Lift & Lock™	2-1/2" RemoteTilt w/ Std Lift <sup>1</sup>	2-1/2" RemoteTilt w / Cordless Lift <sup>1</sup>
Minimum Width (Net)	12	18" Tapes NA	10-1/2" Tapes NA	20" 22" with Tapes	20" Tapes N/A
Maximum Width (One blind)	96"	78"	96"	96"	78"
Minimum Height	12"	12"	12"	12"	12"
Maximum Height	108"	72"	84"	96"	72"
Max. AREA (SQ/FT) <sup>2</sup>	50 sq/ft	36 sq/ft	31 sq/ft	50 sq/ft	36 sq/ft
Maximum Width 2 or 3 on 1 Headrail	120"	N/A	120" <sup>3</sup>	N/A	N/A
Maximum Continuous Valance Width (not spliced)	102"		102"	102"	102"

<sup>1</sup> RemoteTilt Motorization is not available with Cordless Lift & Lock

<sup>2</sup> Blinds over Max SQ/FT require 2 or 3 on 1 headrail (where available)

<sup>3</sup> Cordless Lift & Lock™ not available as a 3 on 1 headrail

**GROUP 4 – 2-1/2" WOOD TONES**

3" Standard Decorative Polymer Valance Included in Price

WIDTH TO:	24"	28"	32"	36"	42"	48"	54"	60"	66"	72"	78"	84"	96"
HEIGHT TO:													
30"	\$111	118	130	143	155	177	190	218	234	260	279	299	324
36"	118	129	137	155	170	189	209	238	260	284	306	327	353
42"	131	136	146	165	180	203	221	252	276	304	327	350	378
48"	135	146	155	178	195	218	240	274	298	333	357	384	414
54"	145	155	170	190	210	236	260	299	327	362	388	421	454
61"	152	167	180	203	225	255	280	321	352	389	423	458	494
66"	173	189	203	229	254	286	316	362	398	436	467	507	548
73"	185	202	218	245	273	308	338	389	423	472	507	548	591
78"	191	211	229	260	289	326	359	410	449	498	539	588	
84"	203	224	246	276	310	349	388	444	485	537	587	612	
90"	218	239	262	295	328	372	411	473	524	577	615		
96"	228	252	277	313	352	399	442	509	560	620			
102"	243	267	296	334	375	428	474	539	603				
108"	256	283	313	357	404	454	505	587	620				

Note: Blinds over 50 sq. ft. require 2 or 3 on 1 Headrail

Cordless Lift &amp; Lock not available in sizes over 31 sq ft outside the thick black line

**SOLID & DECORATIVE TAPE SURCHARGE**

NOTE: See Tape section for sizes &amp; availability. Tapes are NOT available with LightsOut feature, Cordless or Cordless Lift &amp; Lock.

WIDTH TO:	24"	28"	32"	36"	42"	48"	54"	60"	66"	72"	78"	84"	96"
<b>Solid</b>	<b>\$26</b>	<b>26</b>	<b>26</b>	<b>26</b>	<b>31</b>	<b>31</b>	<b>37</b>	<b>37</b>	<b>43</b>	<b>43</b>	<b>49</b>	<b>49</b>	<b>54</b>
<b>Decorative</b>	<b>54</b>	<b>54</b>	<b>54</b>	<b>54</b>	<b>67</b>	<b>67</b>	<b>81</b>	<b>81</b>	<b>93</b>	<b>93</b>	<b>106</b>	<b>106</b>	<b>115</b>

**NO CHARGE OPTIONS**

- 3" Modern Valance (in place of standard Decorative Valance)
- 3" Crescent Valance (in place of standard Decorative Valance)
- LightsOut Routeless Feature (not available with Cordless Lift & Lock, Cordless Lift System or blinds with Tapes)
- Controls – either LR, RL or Grouped
- Hold-Down Brackets (not available with Cordless Lift & Lock)
- Tile Cut Out – maximum 3" each side (not available with Cordless Lift & Lock)
- Short and Long Extension Brackets
- Cord Tilter (please see available lengths on p.16)
- Spacer Blocks – small (3/8") and large (3/4") (one 3/8" spacer set standard with 2-1/2" blinds)
- Special Wand and Cord Length (please see available lengths on p.16)
- 2 or 3 On 1 Headrail (maximum 120" on 2-1/2" blinds) – price as separate blinds (2 or 3 on 1 headrail not available with Cordless Lift) (3 on 1 headrail not available with Cordless Lift & Lock)
- Side by Side (slat alignment guaranteed within 1/4" when requested at time of order. Blinds must be the same height, slat size & color)

**OPTIONS: EXTRA CHARGE – SPECIFY ON ORDER**

- Cordless Lift & Lock™ System .....add \$74 each
- Cordless Lift System.....add \$106 each
- Blinds Under 12" Wide.....add \$14 each
- Tape Valance .....add \$13 each
- Keystone Valance Option (for blinds under 102" wide) .....add \$13

Note: For surcharges on oversize common carrier delivery, express ship program, shipments to Hawaii, Alaska and Puerto Rico, see General Information Section

SIZE SPECIFICATIONS	Motorization				
	2-1/2" Standard	2-1/2" Cordless	2-1/2" Cordless Lift & Lock™	2-1/2" RemoteTilt w/ Std Lift <sup>1</sup>	2-1/2" RemoteTilt w/ Cordless Lift <sup>1</sup>
Minimum Width (Net)	12	18" Tapes NA	10-1/2" Tapes NA	20" 22" with Tapes	20" Tapes N/A
Maximum Width (One blind)	96"	78"	96"	96"	78"
Minimum Height	12"	12"	12"	12"	12"
Maximum Height	108"	72"	84"	96"	72"
Max. AREA (SQ/FT) <sup>2</sup>	50 sq/ft	36 sq/ft	31 sq/ft	50 sq/ft	36 sq/ft
Maximum Width 2 or 3 on 1 Headrail	120"	N/A	120" <sup>3</sup>	N/A	N/A
Maximum Continuous Valance Width (not spliced)	102"		102"	102"	102"

<sup>1</sup> RemoteTilt Motorization is not available with Cordless Lift & Lock

<sup>2</sup> Blinds over Max SQ/FT require 2 or 3 on 1 headrail (where available)

<sup>3</sup> Cordless Lift & Lock™ not available as a 3 on 1 headrail



**GROUP 5 – 2" PREMIUM GRAIN**

3" Standard Decorative Polymer Valance Included in Price

WIDTH TO:	24"	28"	32"	36"	42"	48"	54"	60"	66"	72"	78"	84"	96"
HEIGHT TO:													
30"	\$111	121	130	146	159	174	191	220	243	257	278	293	317
36"	119	129	141	159	172	189	208	239	260	278	300	317	341
42"	128	141	154	172	185	207	224	260	284	304	331	346	375
48"	134	147	163	181	200	221	243	277	304	331	353	372	403
54"	150	165	180	203	221	243	266	304	339	363	392	411	445
61"	159	174	190	216	235	257	284	328	362	388	420	442	476
66"	168	185	205	227	251	275	307	353	388	419	455	476	514
73"	180	200	216	246	269	299	331	379	419	447	486	517	558
78"	190	209	227	262	288	317	349	401	448	483	525	551	
84"	205	222	246	282	309	341	378	432	483	518	568	573	
90"	214	238	261	299	328	363	404	465	514	551	583		
96"	225	247	277	313	345	382	428	488	543	586			
102"	235	261	288	327	362	401	447	511	570				
108"	256	282	310	354	392	431	483	549	591				

Note: Blinds over 50 sq. ft. require 2 or 3 on 1 Headrail

Cordless Lift &amp; Lock not available in sizes over 40 sq ft outside the thick black line

**SOLID & DECORATIVE TAPE SURCHARGE**

NOTE: See Tape section for sizes &amp; availability. Tapes are NOT available with LightsOut feature, Cordless or Cordless Lift &amp; Lock.

WIDTH TO:	24"	28"	32"	36"	42"	48"	54"	60"	66"	72"	78"	84"	96"
Solid	\$26	26	26	26	31	31	37	37	43	43	49	49	54
Decorative	54	54	54	54	67	67	81	81	93	93	106	106	115

**NO CHARGE OPTIONS**

- 3" Modern Valance (in place of standard Decorative Valance)
- 3" Crescent Valance (in place of standard Decorative Valance)
- LightsOut Routeless Feature (not available with Cordless Lift & Lock, Cordless Lift System or blinds with Tapes)
- Controls – LR, RL or Grouped
- Hold-Down Brackets
- Tile Cut Out – maximum 3" each side (not available with Cordless Lift & Lock)
- Short and Long Extension Brackets
- Spacer Blocks – small (3/8") and large (3/4")
- Special Wand and Cord Length (please see available lengths on p.16)
- Cord Tilter (please see available lengths on p.16)
- 2 or 3 On 1 Headrail (max. 120" on 2" blinds) – price as separate blinds (2 or 3 on 1 headrail not available with Cordless Lift)
- Side by Side (slat alignment guaranteed within 1/4" when requested at time of order. Blinds must be the same height, slat size & color)

**OPTIONS: EXTRA CHARGE – SPECIFY ON ORDER**

- Cordless Lift & Lock™ System .....add \$74 each
- Cordless Lift System .....add \$106 each
- Blinds Under 12" Wide .....add \$14 each
- Tape Valance .....add \$13 each
- Keystone Valance Option (for blinds under 102" wide) .....add \$13

Note: For surcharges on oversize common carrier delivery, express ship program, shipments to Hawaii, Alaska and Puerto Rico, see General Information Section

SIZE SPECIFICATIONS	2" Standard	2" Cordless	2" Cordless Lift & Lock™	Motorization	
				2" RemoteTilt w/ Std Lift <sup>1</sup>	2" RemoteTilt w/ Cordless Lift <sup>1</sup>
Minimum Width (Net)	8" 12" with Tapes	18" Tapes NA	10-1/2" Tapes NA	20" 22" with Tapes	20" Tapes N/A
Maximum Width (One blind)	96"	78"	96"	96"	78"
Minimum Height	12"	12"	12"	12"	12"
Maximum Height	108"	72"	84"	96"	72"
Max. AREA (SQ/FT) <sup>2</sup>	50 sq/ft	40 sq/ft	40 sq/ft	50 sq/ft	40 sq/ft
Maximum Width 2 or 3 on 1 Headrail	120"	N/A	120" <sup>3</sup>	N/A	N/A
Maximum Continuous Valance Width (not spliced)	102"		102"	102"	102"

<sup>1</sup> RemoteTilt Motorization is not available with Cordless Lift & Lock

<sup>2</sup> Blinds over Max SQ/FT require 2 or 3 on 1 headrail (where available)

<sup>3</sup> Cordless Lift & Lock™ not available as a 3 on 1 headrail

## REMOTETILT™ – Tilt Motorization System

NOTE: Must select RF RemoteTilt power source when ordering.

**Radio Frequency (RF) RemoteTilt power options are:** Single Battery Wand (reloadable), Dual Battery Wand (reloadable), and Transformer (plugs into wall outlet). Each Reloadable Battery Wand comes with a set of 8 AA lithium batteries on initial shade orders at the prices shown below. The part # below references the battery wand only.

### OPTIONS: EXTRA CHARGE – SPECIFY ON ORDER (Must select RemoteTilt power source when ordering)

#### RADIO FREQUENCY (RF) MOTORIZATION

- Radio Frequency (RF) Tilt Motor .....add \$294 per blind
- Radio Frequency (RF) Remote Control Unit – 1 Channel ..... Part #RC445069 ..... add \$107 each
- Radio Frequency (RF) Remote Control Unit – 5 Channel ..... Part #RC445079 ..... add \$137 each
- Radio Frequency (RF) Wireless Wall Switch – 1 Channel..... Part #RC445135 ..... add \$272 each
- Radio Frequency (RF) Wireless Wall Switch – 5 Channel..... Part #RC445136 ..... add \$272 each
- Radio Frequency (RF) Programmable Timer – 1 Channel ..... Part #1805237A..... add \$432 each
  
- Radio Frequency (RF) Single Battery Wand – Reloadable (Includes 8 AA)..... Part #RC445268 ..... add \$146 each
- Radio Frequency (RF) Dual Battery Wand – Reloadable (Includes 16 AA) ..... Part #RC445268 ..... add \$294 each
- Radio Frequency (RF) Transformer ..... Part #1822445 ..... add \$146 each
- Radio Frequency (RF) 10" Battery Wand Extension Cable ..... Part #9013282 ..... add \$11 each
- Radio Frequency (RF) 48" Battery Wand Extension Cable ..... Part #9013279 ..... add \$16 each
- Radio Frequency (RF) 96" Battery Wand Extension Cable ..... Part #9013277 ..... add \$21 each
- Radio Frequency (RF) 8 AA Lithium Batteries – Reloadable Wand Replacements ..... Part #9014834 ..... add \$49 each
  
- Solar Recharge Kit (**batteries NOT included** if ordered as a stand alone kit) ..... Part #9019034 .....add \$267 each  
*(Includes solar panel, 10" Y harness, 12v reloadable battery tube, tube mounting clips, glass mount adhesive tape, solar panel mounting brackets – 4 qty.)*
- NiMH Rechargeable Batteries (quantity of 10) ..... Part #9018621 .....add \$75 each
- Plug-in AC Battery Rapid Charger (for solar recharge kit only) (includes 12" cable) ..... Part #9018620 .....add \$265 each
- 48" Extension Cable for Y Harness..... Part #9016736 .....add \$18 each

Notes: • For surcharges on oversize common carrier delivery, express ship program, shipments to Hawaii, Alaska and Puerto Rico, see General Information Section

REMOTETILT MOTORIZATION	2" w/ Std Lift	2" w/ Cordless lift	2-1/2" w / Std Lift	2-1/2" with Cordless Lift
Minimum Width (Net)	20" 22" with Tapes	20" Tapes N/A	20" 22" with Tapes	20" Tapes N/A
Maximum Width (One blind)	96"	78"	96"	78"
Maximum Height	96"	72"	96"	72"
Maximum AREA (SQ/FT)	50 sq/ft	40 sq/ft	50 sq/ft	36 sq/ft
Maximum Continuous Valance Width (not spliced)	102"	102"	102"	102"

Note: RemoteTilt not available with Cordless Lift & Lock.

## INDIVIDUAL VALANCE ORDERING & PRICING



Refer to this pricing for "individual" valances only. (Valances on all blind orders are already standard and included in the blind price.)

### Valance Deductions for Faux Wood Blinds

Order Configuration		How Valance Will Be Produced
IB	RETURN LENGTH OVERRIDE	Inside miter to miter valance will be 1" wider than ordered width
OB	NET (Valance Only)	Inside miter to miter valance will be exact ordered width
IB	NET (Valance Only)	Valance will be exact ordered width
IB	CONTINUOUS	Valance will be exact size of continuous valance measurement
IB	CONTINUOUS with RETURN LENGTH OVERRIDE	Inside miter to miter valance will be 1" wider than ordered width
OB	CONTINUOUS	Inside miter to miter valance will be exact ordered width

2" & 2-1/2" FAUX WOOD COLOR NAMES	3" STANDARD DECORATIVE, 3" CRESCENT, AND 3" MODERN VALANCE COLOR #
Burmese Teak	P925
Dolphin	S921
Eggshell	S904
Espresso	PG507
Gobi	S920
Harvest	PG504
Heathered	PG500
Honey Maple	P924
Light Oak	P913
Pearl	S903
Peppercorn	PG503
Slate	PG501
Smoke	S922
Snow	S901
Sterling Gray	PG502
Tawny	PG506
Textured Pearl	T903
Textured Pure White	T901
Toasted Almond	PG505
Ultra White	S951

\*NOTE: When ordering Textured Pure White and Textured Pearl, the Decorative Valance will be textured; Crescent Valance and Modern Valance will be smooth.

### INDIVIDUAL VALANCE PRICING (FOR 3" STANDARD DECO, CRESCENT AND MODERN VALANCE)

WIDTH TO:	24"	28"	32"	36"	42"	48"	54"	60"	66"	72"	78"	84"	90"	96"	102"	108"	114"	120"	144"	168"
3" Standard Deco, Crescent, and Modern Valance	\$23	23	23	23	36	36	36	36	49	49	49	49	59	59	60	79	79	79	101	114

## TAPE VALANCE OPTION



With this option, the 1" or 1-1/8" Tape is attached (glued) across the flat section of the 3" Standard Deco Valance. Refer to the faux wood/tape sample deck to coordinate faux wood and tape colors to your customer's liking. The tape names available for this option and the 4 digit tape color numbers are listed below. (Tape pattern orientation flows from left to right.)


SOLID TAPE NAMES	Color Number
Alabaster	1113
Black	1899
Chocolate	1376
Dark Beige	1323
Dark Gray	1850
Light Beige	1322
Light Gray	1861

SOLID TAPE NAMES	Color Number
Pecan	1334
Steel	1867
Taupe	1302
White	1100
DECORATIVE TAPE NAMES	Color Number
Gray Cream Band	5007
Gray Gold Band	5006

NOTE: Decorative Keystone can be ordered with the tape valance option but the tape will not be placed on the Keystone, as it will butt up to it on each side.

# VALANCES

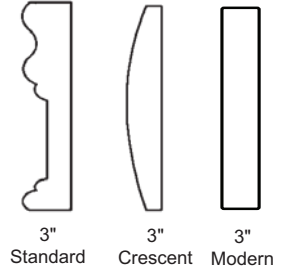
## VALANCE & RETURN CONFIGURATIONS (OUTSIDE MOUNTS)



Standard Decorative - 3" Profile

Crescent Valance - 3" Profile (optional)

Modern Valance - 3" Profile (optional)



3" Standard 3" Crescent 3" Modern

NOTE: Outside mount returns are adjusted longer by the factory when short or long (1-3/8" or 3-1/2") extension brackets or when small or large (3/8" or 3/4") spacer blocks are ordered. Only the 1st set of ordered spacer blocks will affect the return length adjustment. Please specify longer custom return lengths when ordering if additional spacer blocks will be used.

### Slat Size/Style

- 2" Faux Wood Blinds
- 2-1/2" Faux Wood Blinds

### Standard OB Returns

3"  
3-3/8"

**NOTE: Inside mount blind valances do not come with returns unless specified on the order.**

## KEYSTONE VALANCE OPTION

Keystones are designed to cover splices in oversized valances or can be used as a decorative element to add dimensional appeal.

Valances under 102" – a keystone may be added to a valance for a small surcharge. The valance will come fully assembled with the keystone positioned in the center. The color of the keystone will match the valance.

Valances over 102" that are spliced - a keystone will automatically be provided at no charge to join the sides and cover the splice. Will require assembly.

Note: the addition of a keystone will not affect the overall width of the valance.



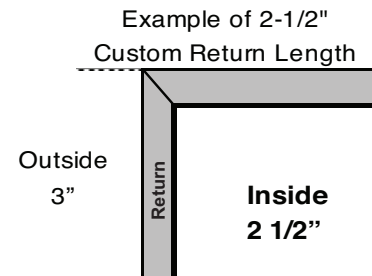
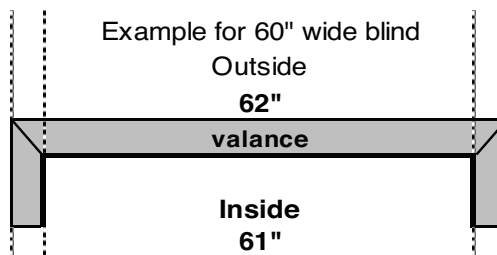
## VALANCE / RETURN SPECIFICATIONS

- **Custom valance widths** are available upon request. Maximum widths for valance are as follows:  
The maximum Continuous Valance width is **102"**  
The maximum Spliced Valance width is **168"**. (See note below).
- **Custom return lengths** are available upon request.  
The minimum return length is **1 1/2"**  
The maximum return length is **6"**
- **3" Return lengths** are factory adjusted when extension brackets or (1 set of) spacer blocks are ordered.  
Short Extension Brackets = **4-1/4"**      Small Spacer Blocks (1st Set) = **3-3/8"**  
Long Extension Brackets = **6-1/4"**      Large Spacer Blocks (1st Set) = **3-3/4"**

**NOTE:** Valances over 102" will be spliced in the middle. **A decorative keystone will be supplied at no charge to join the sides and conceal the splice.**

### CUSTOM VALANCE & RETURNS – MEASURED & CUT FROM THE INSIDE:

- **NOTE:** Valances are cut to measure from the inside miter to insure the most accurate fit when installed over the headrail or window frame.



## CORDLESS LIFT & LOCK™ – BOTTOMRAIL COLOR COORDINATION

The cordless Lift & Lock™ operating system comes with a coordinating aluminum bottomrail in the color listed below.

Whites & Neutrals	2" Color #	2-1/2" Color #	Cordless Lift & Lock Bottomrail		
			Color	Color #	End Cap PCN
Dolphin	S921	S921	Pearl Gray	879	5003097879
Eggshell	S904	S904	Antique White	973	5003091973
Gobi	S920	S920	Antique White	973	5003091973
Pearl	S903	S903	Antique White	973	5003091973
Smoke	S922	S922	Gray Flannel	405	1005598
Snow	S901	S901	Flex White	885	1005682
Textured Pearl	T903	T903	Antique White	973	5003091973
Textured Pure White	T901	T901	Gloss White	110	5003097110
Ultra White	S951	S951	Pearl	974	1005683

Wood Tones	2" Color #	2-1/2" Color #	Cordless Lift & Lock Bottomrail		
			Color	Color #	End Cap PCN
Burmese Teak	P925	P925	Wild Ginger	463	1005680
Honey Maple	P924	P924	Camel	082	5003091082
Light Oak	P913	P913	Camel	082	5003091082

Premium Grain	2" Color #		Cordless Lift & Lock Bottomrail		
			Color	Color #	End Cap PCN
Espresso	PG507	N/A	Venetian Bronze	234	5003091234
Harvest	PG504	N/A	Cocoa	083	1005593
Heathered	PG500	N/A	Smokey Gray	443	1005599
Peppercorn	PG503	N/A	Bronze	064	5003091064
Slate	PG501	N/A	Smokey Gray	443	1005599
Sterling Gray	PG502	N/A	Pearl Gray	879	5003097879
Tawny	PG506	N/A	Sweet Chocolate	378	5003091378
Toasted Almond	PG505	N/A	Bronze	064	5003091064

**NOTE:** Bottomrail colors are pre-selected. Hardware color override is not available.  
Please refer to the cordless Lift & Lock™ Hardware Color Card to see an example of the bottomrail color.



# SOLID AND DECORATIVE TAPES

## TAPES



## TAPE SPECIFICATIONS

Select the tape width, color and design which will complement your 2" or 2-1/2" faux wood blind.

- Made from a poly/cotton blend
- Resists fading or shrinking
- *Lifetime Guarantee*
- Decorative tapes are attached to solid colored tape ladders that are slightly narrower than the width of the decorative tape (see chart below). The ladder is pre-selected based upon this width and for color coordination. A high tech gluing process is used to adhere the decorative tape. This process is superior to the commonly used sewing application which is visible and tends to pucker. **The decorative tape is only applied to the ladder on the front of the blind. The back of the blind will have a solid color tape visible (see chart below).**

### Solid Tapes

1" Solid Tape	Color Number
Alabaster	1113
Black	1899
Chocolate	1376
Dark Beige	1323
Dark Gray	1850
Light Beige	1322
Light Gray	1861
Pecan	1334
Steel	1867
Taupe	1302
White	1100

1-1/2" Solid Tape	Color Number
Alabaster	8113
Black	8899
Chocolate	8376
Dark Beige	8323
Dark Gray	8850
Light Beige	8322
Light Gray	8861
Pecan	8334
Steel	8867
Taupe	8302
White	8100

### Decorative Tapes

1-1/8" Deco Tape		Attached To
Gray Cream Band	5007	Alabaster
Gray Gold Band	5006	Alabaster
1-1/4" Deco Tape		Attached To
Stonewash Cocoa	5003	Light Beige
Stonewash Espresso	5005	Chocolate
Stonewash Gray	5002	Alabaster
Stonewash Khaki	5001	Alabaster

1-1/2" Deco Tape		Attached To
Dublin	6200	Alabaster
Ivory Accent	0911	Alabaster
Knit Fit	4300	Alabaster
White Accent	0910	White

**Solid and Decorative Tapes are not available with:**

- LightsOut Routeless Feature
- Cordless Lift
- Cordless Lift & Lock™

# PRODUCT SPECIFICATIONS

FEATURES	2"	2-1/2"
# of Colors	20	12
Headrail Size	1-1/2" x 2-1/4"	1-1/2" x 2-1/4"
Headrail Gauge	.024	.024
Bracket Style	Box	Box
Bottomrail - Standard/Cordless	Trapezoid	Trapezoid
Bottomrail - Cordless Lift & Lock	Aluminum Bottomrail made in 1 of 18 colors - see listing on Page 12 for color name and Wood/Faux Wood bottomrail color guide for color sample	
Ladder Space	44 mm	54 mm
Wand Tilt - not available with RemoteTilt option	Yes	Yes
Decorative Valance	Yes – 3"	Yes – 3"
Crescent Valance (Optional)	Yes – 3"	Yes – 3"
Modern Valance (Optional)	Yes – 3"	Yes – 3"
Valance Return Lengths (standard for outside mounts)	3"	3-3/8"
Adjustable Valance Attachment System	Yes	Yes
Decorative Tassel	Yes	Yes
Headrail End Stiffener	Yes	Yes
Break-Away Stop Ball	Yes	Yes
Warranty (Tilt motor systems are warranted for 5 years)	Limited Lifetime	Limited Lifetime
Flame Resistant – NFPA #701	Yes	Yes

OPTIONS AND UPGRADES	2"	2-1/2"
Cordless Lift - not available with tapes - not available with LightsOut Routeless feature	Yes	Yes
Cordless Lift & Lock™ - not available with tapes - not available with LightsOut Routeless feature	Yes	Yes
RemoteTilt System¹ - not available with cordless Lift & Lock™	Yes	Yes
LightsOut Routeless Slats² - not available with tapes - not available with cordless lift - not available with cordless Lift & Lock™	Yes	Yes
2 or 3 On 1 Headrail³ - 2-on-1 or 3-on-1 headrail not available with cordless lift - 3-on-1 headrail not available with cordless Lift & Lock™	Yes	Yes
Tapes⁴ (not available with LightsOut feature) - not available with cordless lift - not available with cordless Lift & Lock™ - not available with LightsOut Routeless feature	Yes	Yes
Tape Valance – Standard Decorative Valance Only	Yes	Yes
Crescent Valance Option⁵	Yes	Yes
Modern Valance Option⁵	Yes	Yes
Keystone Valance Option	Yes	Yes

CONTROL/MOUNTING OPTIONS	2"	2-1/2"
Cord Tilt	Yes	Yes
Wand/Cord – Custom Lengths	Yes	Yes (Cord Only)
Control Positions	LR, RL or Grouped	LR, RL or Grouped
Tilt Control Position – Cordless	Left Tilt Only	Left Tilt Only
Tilt Control Position – Cordless Lift & Lock™	L or R Under 12-1/2" net - center tilt only	L or R Under 12-1/2" net - center tilt only
Lift Control Position – RemoteTilt (Motor will be on opposite side)	L or R	L or R
Tile Cut-out(s) - not available with cordless Lift & Lock™	Yes	Yes
Spacer Blocks⁶ (3/8" and 3/4" Depths)	Yes	3/8" Standard
Extension Brackets (Short & Long)	Yes	Yes
Hold-down Brackets - not available with 2-1/2" cordless Lift & Lock	Yes	Yes

FOOTNOTES (FEATURES & SPECIFICATIONS)
¹ RemoteTilt motorization system requires a hand-held REMOTE CONTROL unit. The quantity of remote control units must be specified when ordering. RemoteTilt requires both a remote and a power source. Please specify when ordering.
² The LightsOut configuration may cause slight "puckering" of the lift cords on the front of the blind when the slats are tilted backwards (reverse tilt) due to the use of interlacing cords on the front (the back uses looped ladders). A gentle tug down on the lift cord tassel will eliminate any puckering.
³ The slats on LightsOut routeless blinds feature notches in the slat instead of route holes. Regardless of blind size, there will notches in the front and rear of the slat on the far right and far left ladders only, approximately 6" in from the end of the slat.
⁴ There will be a 1/2" maximum light gap between multiple blinds on 1 headrail. 2 or 3 on 1 headrail not available with the RemoteTilt upgrades.
⁵ Wood tone blinds will include Antique Brass tape clamps and White/Neutral tone blinds will include White tape clamps on the bottomrail.
⁶ When ordered with T901 Textured Pure White or T903 Textured Pearl, the Crescent Valance and Modern Valance will be a smooth finish.
⁷ On outside mount valances, the 1st set of ordered spacer blocks will automatically lengthen the default 3" valance return length by the depth of the spacer, either 3/8" or 3/4".

## SIZE SPECIFICATIONS

STANDARD RECTANGULAR	2"	2-1/2"
Minimum Width (Net)	8" 12" with Tapes	12" 12" with Tapes
Maximum Width (One blind)	96"	96"
Minimum Height	12"	12"
Maximum Height	108"	108"
Max. AREA (SQ/FT) (Blinds over 50 SQ/FT require 2 or 3 on 1 headrail)	50 sq/ft	50 sq/ft
Maximum Width 2 or 3 on 1 Headrail	120"	120"
Maximum Continuous Valance Width (not spliced)	102"	102"

CORDLESS LIFT	2"	2-1/2"
Minimum Width (Net)	18"	18"
Maximum Width (One blind)	78"	78"
Minimum Height	12"	12"
Maximum Height	72"	72"
Maximum AREA (SQ/FT)	40 sq/ft	36 sq/ft

CORDLESS LIFT & LOCK™	2"	2-1/2"
Minimum Width (Net)	10-1/2"	10-1/2"
Maximum Width (One blind)	96"	96"
Minimum Height	12"	12"
Maximum Height	84"	84"
Maximum AREA (SQ/FT)	40 sq/ft	31 sq/ft
Maximum Width 2 on 1 Headrail	120"	120"
Maximum Continuous Valance Width (not spliced)	102"	102"

REMOTETILT MOTORIZATION	2" w/ Std Lift	2" w/ Cordless lift	2-1/2" w/ Std Lift	2-1/2" w/ Cordless Lift
Minimum Width (Net)	20" 22" with Tapes	20" Tapes N/A	20" 22" with Tapes	20" Tapes N/A
Maximum Width (One blind)	96"	78"	96"	78"
Maximum Height	96"	72"	96"	72"
Maximum AREA (SQ/FT)	50 sq/ft	40 sq/ft	50 sq/ft	36 sq/ft
Maximum Continuous Valance Width (not spliced)	102"	102"	102"	102"

## FINISHED DIMENSIONS

Adjustments are taken from ordered dimensions and may vary slightly.

Inside (IB) Mount	
Headrail width <sup>1</sup>	- 3/4"
Blind width	- 1/2"
Blind height	ordered height
Valance	- 1/8"
Outside (OB) Mount	
Headrail width <sup>1</sup>	- 1/4"
Blind width	ordered width
Blind height	ordered height
Valance	+ 1"
2 on 1 Headrail	
Gap between panels	- 1/2"

## MOUNTING REQUIREMENTS

Use a metal tape measure for all measurements.

Inside (IB) Mount	
Minimum mounting depth:	1-1/8"
Minimum mounting depth, flush mount - 2" Slat:	3-1/2"
Minimum mounting depth, flush mount - 2-1/2" Slat:	3-3/4"
Outside (OB) Mount	
Minimum flat vertical surface:	1-3/4"

### FOOTNOTE

1 The headrail width has a 1/4" deduction on outside mounts and 3/4" deduction on inside mounts to accommodate the installation brackets.

# CONTROL CHARTS – STANDARD CORD LIFT

## TILT CORD (OPTIONAL)

- Cords are **color-coordinated** with slats
- Standard tilt cord lengths are 40% of the blind height as required by child safety standards. Customized lengths are available upon request.
  - For 2" blinds, minimum cord length is 6". For blinds under 15" in height, a cord length override to at least 6" must be requested.
  - For 2-1/2" blinds, minimum cord length is 10". For blinds under 24-3/4" in height, a cord length override to at least 10" must be requested.
- For **RemoteTilt**, the **tilt** function is controlled by remote unit

### CONTROL POSITIONS:

Tilt Cord center and no Lift Cord\*  
 Tilt Cord **left** / Lift Cord **right** (standard)  
 Lift Cord **left** / Tilt Cord **right**  
 Tilt & Lift Cords **grouped left**  
 Tilt & Lift Cords **grouped right**

Min. Width (NET)
Under 12"
12"
12"
18-1/8"
18-1/8"

\* Available on 2" blinds only

## TILT WAND (STANDARD)

- Tilt wands are **color-coordinated** with slats
- Chart shows standard lengths.
- For **RemoteTilt**, tilt function is controlled by remote unit
- Tilt Length Override – specify length when ordering

Color wands up to 48" long. Clear in 60", 70", 78", 90" or 120".  
 Wand length optional. Specify above optional lengths when ordering.

2" Faux	
Wand Length	Blind Height
12"	12" to 24"
20"	24 1/8" to 36"
24"	36 1/8" to 48"
36"	48 1/8" to 72"
48"	72 1/8" to 108"

Lift Cord Control – Standard lift cord length is 40% of the blind height as required by child safety standards. Customized lengths are available upon request. Minimum cord length is 6". For blinds under 15" in height, a cord length override to at least 6" must be requested.

## LADDER/TAPE PLACEMENT CHARTS

The chart shows the number of ladders and routes based on the NET width of the blind.

2" & 2-1/2" Faux		
Blind Width	# of Ladders	# of Routes
8" to 20" **	2	2
20-1/8" to 32"	3	2
32-1/8" to 44"	4	4
44-1/8" to 56"	5	4
56-1/8" to 68"	6	4
68-1/8" to 80"	7	4
80-1/8" to 96"	8	4

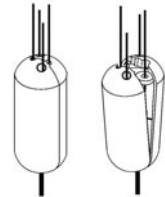
\*\*Under 12" NET for 2" slats only

\*\*Routes are positioned approximately 2" from the end of the slat for blinds less than 12 1/8" wide, and 4" from the end of the slat for all others. Exceptions are standard and LightsOut blinds with grouped controls will be approximately 4 1/2" from end of slat, and 4 3/4" for blinds with cloth tapes and grouped controls.

## BREAK-AWAY STOP BALL

- Stop balls are standard for ALL lift cords.

The stop ball separates under pressure. It easily snaps together again.




## BOTTOMRAIL (STANDARD)

- 2" Trapezoid** bottomrails are standard on faux wood blinds with **standard lift cords**

The "trapezoid" bottomrail provides a contoured, modern look along with improved blind operation (slat tilting & rotating).

Trapezoid Bottomrail



## STACK-UP-CHART (APPROXIMATE)

The charts below show the stacking height of the slats when the blind is fully raised. **Add in HR+BR for total.**

- Headrail+Bottomrail = 2-1/2"

2" Faux	
Blind Height	Stack Height
48"	5"
72"	7-1/2"
84"	9-1/4"
96"	10-7/8"

PLUS + 2-1/2"

2-1/2" Faux	
Blind Height	Stack Height
48"	4"
72"	6-1/4"
84"	7-1/2"
96"	9"

PLUS + 2-1/2"

# CONTROL CHARTS – CORDLESS

## TILT CORD (OPTIONAL)

- Tilt cords are **color coordinated** with slats
- Standard tilt cord lengths are 40% of the blind height as required by child safety standards. Customized lengths are available upon request.
  - For 2" blinds**, minimum cord length is 6". For blinds under 15" in height, a cord length override to at least 6" must be requested.
  - For 2-1/2" blinds**, minimum cord length is 10". For blinds under 24-3/4" in height, a cord length override to at least 10" must be requested.
- LIFT** function is controlled from the bottom rail

### TILT CONTROL POSITIONS - LEFT ONLY

Tilt Wand (Standard), Tilt Cords (Optional)  
or RemoteTilt (Optional)

Min. Width (NET)
18"
20" with Remote Tilt

## TILT WAND (STANDARD)

- Tilt wands are **color-coordinated** with slats
- Chart shows standard lengths.
- For RemoteTilt**, tilt function is controlled by remote unit
- Tilt Length Override – specify length when ordering

Color wands up to 48" long. Clear in 60", 70", 78", 90" or 120".

Wand length optional. Specify above optional lengths when ordering.

2" & 2-1/2" Faux	
Wand Length	Blind Height
12"	12" to 24"
20"	24 1/8" to 36"
24"	36 1/8" to 48"
36"	48 1/8" to 72"

## LADDER/TAPE PLACEMENT CHARTS

The chart shows the number of ladders and routes based on the NET width of the blind.

2" & 2-1/2" Faux		
# of Routes	# of Ladders	# of Routes
18" to 24"	2	2
24-1/8" to 36"	3	2
36-1/8" to 48"	4	4
48-1/8" to 60"	5	4
60-1/8" to 72"	6	4
72-1/8" to 78"	7	4


\*\*Routes are positioned approximately 6" from the end of the slat for all blinds.

## BOTTOMRAIL – CORDLESS LIFT

- 2" Trapezoid** bottomrails are standard on faux wood blinds with **cordless lift**

The "trapezoid" bottomrail provides a contoured, modern look along with improved blind operation (slat tilting & rotating).

Trapezoid Bottomrail



## STACK-UP-CHART (APPROXIMATE)

The charts below show the stacking height of the slats when the blind is fully raised. **Add in HR+BR for total.**

2" Faux	
Blind Height	Stack Height
48"	5"
72"	7-1/2"

PLUS	+ 2-1/2"
------	----------

2-1/2" Faux	
Blind Height	Stack Height
48"	4"
72"	6-1/4"

PLUS	+ 2-1/2"
------	----------



## CONTROL CHARTS – REMOTETILT

### CONTROLS

- Lift cords are **color coordinated** with slats
- Standard lift cord lengths are 40% of the blind height as required by child safety standards. Customized lengths are available upon request.
  - For 2" blinds, minimum cord length is 6". For blinds under 15" in height, a cord length override to at least 6" must be requested.
  - For 2-1/2" blinds, minimum cord length is 10". For blinds under 24-3/4" in height, a cord length override to at least 10" must be requested.

#### CONTROL POSITIONS:

Lift Cord **right** (standard) or **left**

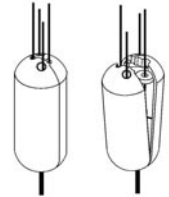
Min. Width
20"
22" with Tapes

Motor position will be on the opposite side of Lift Cord

### BREAK-AWAY STOP BALL

- Stop balls are standard for ALL lift cords.

The stop ball separates under pressure. It easily snaps together again.



### LADDER/TAPE PLACEMENT CHARTS

The chart shows the number of ladders and routes based on the NET width of the blind.

2" & 2-1/2" FAUX		
Blind Width	# of Ladders	# of Routes
20" to 24"	2	2
24-1/8" to 36"	3	2
36-1/8" to 48"	4	4
48-1/8" to 60"	5	4
60-1/8" to 72"	6	4
72-1/8" to 84"	7	4
84-1/8" to 96"	8	4

\*\*Routes are positioned approximately 5" from the end of the slat for blinds less than 18 1/8" wide, and 6" from the end of the slat for all others.

### STACK-UP CHART (APPROXIMATE)

The charts below show the stacking height of the slats when the blind is fully raised. **Add in HR+BR for total.**

- Headrail+Bottomrail = 2-1/2"

2" Faux	
Blind Height	Stack Height
48"	5"
72"	7-1/2"
84"	9-1/4"
96"	10-7/8"

2 1/2" Faux	
Blind Height	Stack Height
48"	4"
72"	6-1/4"
84"	7-1/2"
96"	9"

# CONTROL CHARTS – CORDLESS LIFT & LOCK SYSTEM

## TILT CORD (OPTIONAL)

- Cords are **color-coordinated** with slats
- Standard tilt cord lengths are 40% of the blind height as required by child safety standards. Customized lengths are available upon request.
  - For 2" blinds, minimum cord length is 6". For blinds under 15" in height, a cord length override to at least 6" must be requested.
  - For 2-1/2" blinds, minimum cord length is 10". For blinds under 24-3/4" in height, a cord length override to at least 10" must be requested.
- For cordless Lift & Lock the lift function is controlled by the bottomrail

### CONTROL POSITIONS:

Tilt Cord **center ONLY**

Tilt **Left or Right ONLY**

### Min. Width (NET)

10-1/2" to 12-3/8"

12-1/2" and more

## TILT WAND (STANDARD)

- Tilt wands are **color-coordinated** with slats
- Chart shows standard lengths.
- Tilt Length Override (Optional) – specify length when ordering

Color wands up to 48" long. Clear in 60", 70", 78", 90" or 120". Wand length optional. Specify above optional lengths when ordering.

### 2" & 2-1/2" Faux

Wand Length	Blind Height
12"	12" to 24"
20"	24 1/8" to 36"
24"	36 1/8" to 48"
36"	48 1/8" to 72"
48"	72 1/8" to 84"



## LADDER/TAPE PLACEMENT CHARTS

The chart shows the number of ladders and routes based on the NET width of the blind.

2" & 2-1/2" Faux		
Blind Width	# of Ladders	# of routes
10-1/2" to 12-1/2"	2	2
12-5/8" to 18"	2	2
18-1/8" to 21-1/2"	2	2
21-5/8" to 33-1/2"	3	2
33-5/8" to 45-1/2"	4	2
45-5/8" to 57-1/2"	5	4
57-5/8" to 69-1/2"	6	4
69-5/8" to 81-1/2"	7	4
81-5/8" to 96"	8	4


\*\*Routes are positioned approximately 2 1/2" from the end of the slat for blinds less than 12 1/2" wide, 3" from the end of the slat for blinds less than 18 1/8" wide, and 4 3/4" from the end of the slat for all others.

## BOTTOMRAIL – CORDLESS LIFT & LOCK™

- A 2" deep by 1" tall aluminum bottomrail is standard

The aluminum bottomrail comes in one of the available colors pre-selected to best complement the color of the slat. A list of the coordinating bottomrail colors can be found on page 12. Please refer Cordless Lift & Lock Bottomrail Colors sheet to see an example of the bottomrail color.

Aluminum Bottomrail



**NOTE:** Bottomrail colors are pre-selected. Hardware color override is not available.

## STACK-UP CHART (APPROXIMATE)

The charts below show the stacking height of the slats when the blind is fully raised. **Add in HR+BR for total.**

- Headrail+Bottomrail = 2-1/2"

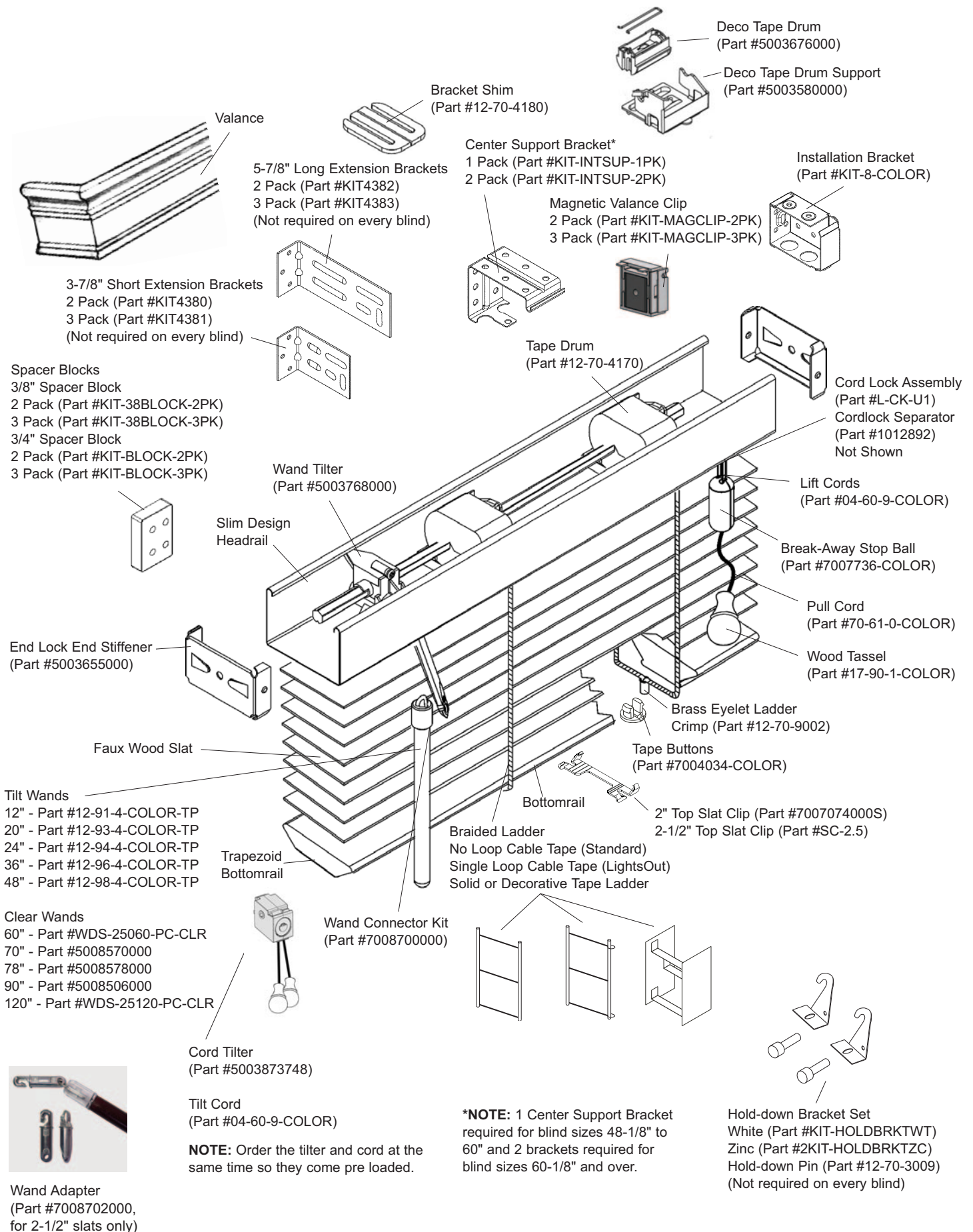
2" Faux	
Blind Height	Stack Height
48"	5"
72"	7-1/2"
84"	9-1/4"

PLUS + 2-1/2"

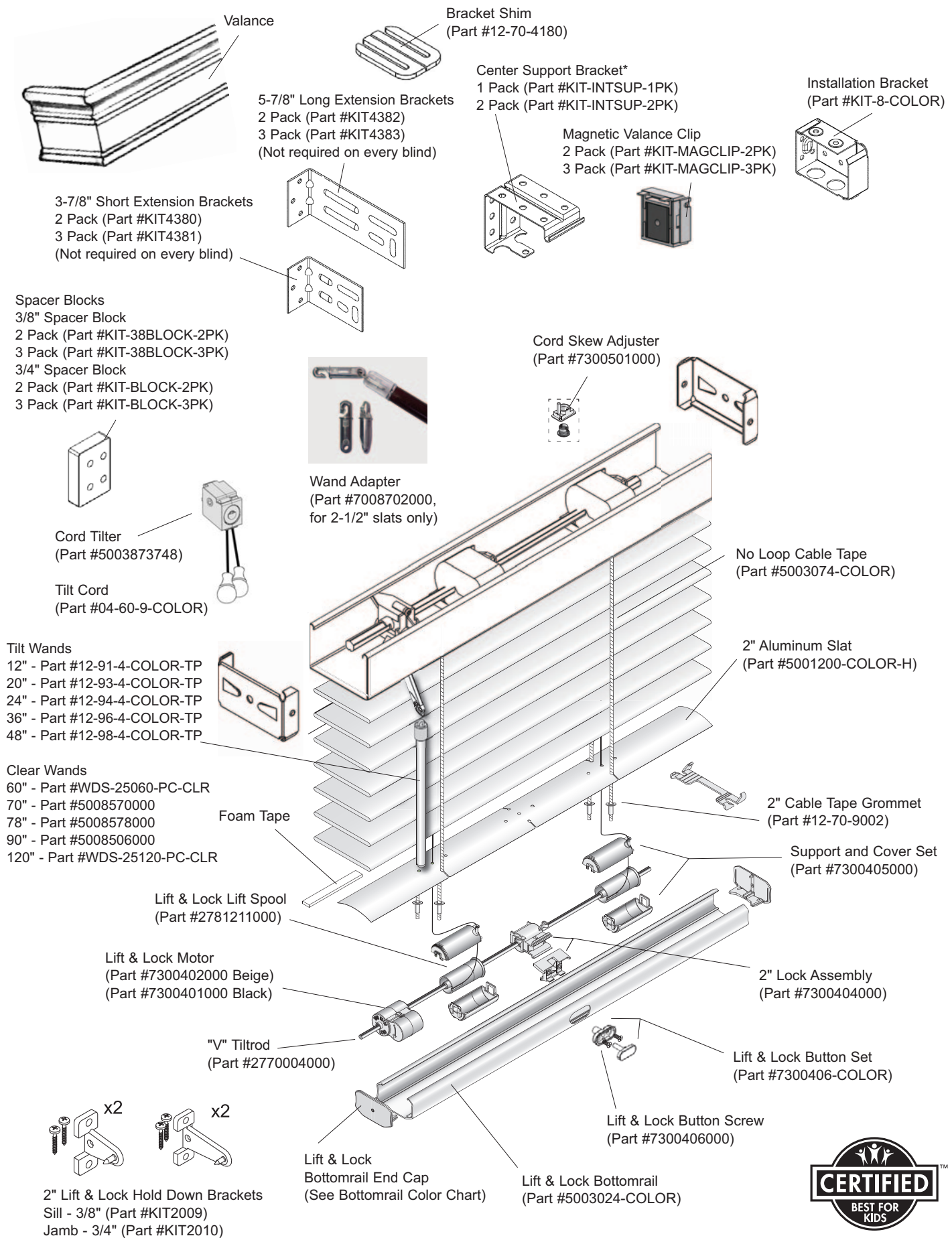
2-1/2" Faux	
Blind Height	Stack Height
48"	4"
72"	6-1/4"
84"	7-1/2"

PLUS + 2-1/2"

# PRODUCT COMPONENTS – STANDARD RECTANGULAR



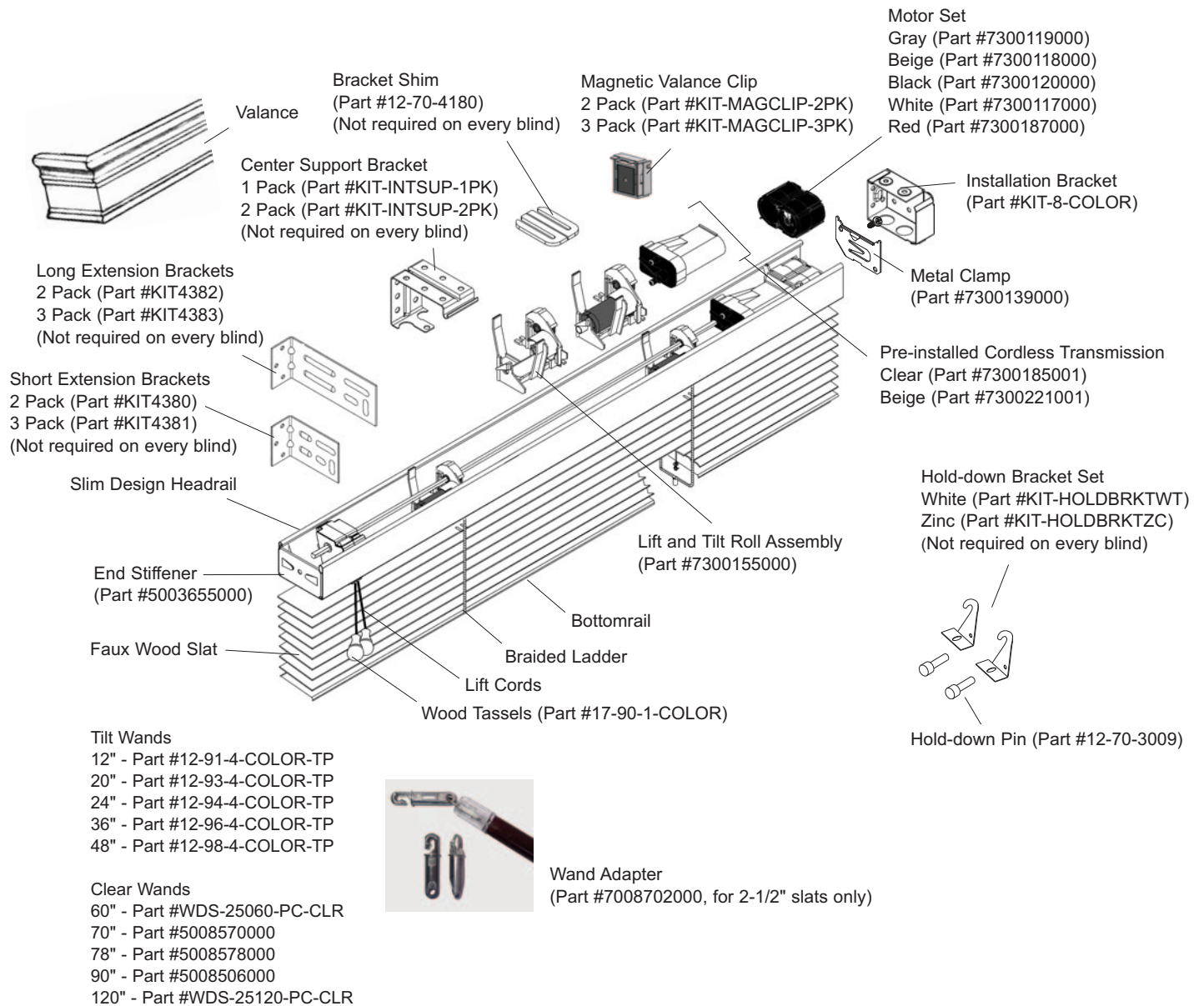
# PRODUCT COMPONENTS – CORDLESS LIFT & LOCK™ SYSTEM



\*when ordered with wand tilt

Effective 2/3/20

# PRODUCT COMPONENTS – CORDLESS LIFT SYSTEM





---

## REMOTETILT™ MOTORIZATION: OVERVIEW

---

With RemoteTilt motorized blinds, a better quality of life and have more time to enjoy life's daily pleasures. At the touch of a button, window coverings can be instantly adjusted to changing activities or the varying sun conditions.



An ideal solution is to manage glare with a RemoteTilt hand-held remote control. At the simple touch of a button, blinds will tilt open or closed to adjust to the changing sunlight in a room.



RemoteTilt motorized blinds provide ultra-quiet operation. This RF system can operate blinds from virtually anywhere in the house without direct line of sight. Similar to how a garage door opener operates, radio signals travel through walls and make it possible to control multiple coverings throughout the home alone or as a group. It is also available in a 5-channel version. The multi-channel RF system allows for independent control of individual blinds and/or group control.

---

The RemoteTilt motorization system provide many benefits, such as improving energy efficiency, providing easily controllable privacy and also enhancing home security.

---



The RemoteTilt RF timer allows users to program specific times of the day to automatically adjust blinds in different areas of the house, protecting interiors from the fading effects of direct sunlight. This feature provides added security to an unoccupied home by creating a lived in look even while homeowners are away on vacation.



The battery powered RemoteTilt RF wireless wall switch allows blinds to be controlled when entering or exiting a room, just like the lights. The switch may be seamlessly installed without wiring next to any light switch or stand alone, and is never misplaced. This one touch privacy helps create the ideal environment whether preparing for a bath, relaxing in bed or enjoying time with the family at home.

---

Alta RemoteTilt motorized blinds are powered by Somfy, an industry leader in automated window coverings. All motorized products are backed by a 5 year warranty.



# RADIO FREQUENCY REMOTETILT™ MOTORIZATION: FEATURES & OPTIONS














## RADIO FREQUENCY (RF) REMOTETILT FEATURES:

- Highest quality patent protected design by Somfy
- Advanced motor with quiet operation
- Motor is fully enclosed within the headrail
- RemoteTilt blinds install with standard installation hardware
- RF motor is programmable with 1-channel and 5-channel versions

Note: The power source must be selected when ordering. The options are: reloadable and non-reloadable single or dual battery wand, and the plug-in transformer.



 <p><b>Radio Frequency (RF) RemoteTilt Motor</b>  Motor (Part #1002822)  Headrail Adapter (Part #9014528)  Tilt Hex Rod Adapter – Standard (Part #9014535)  Tilt D Rod Adapter – Cordless Lift (Part #9014536)</p>	<ul style="list-style-type: none"> <li>• Fully concealed motor unit</li> <li>• Flexible and programmable operation</li> <li>• 12 Volt System</li> </ul>
 <p><b>Radio Frequency (RF) Remote Control</b>  (must order separately)  Color: 2 tone white and gray  2 Types: programmable 1-channel and programmable 5-channel  (1-Channel: Part #RC445069)  (5-Channel: Part #RC445079)</p>	<ul style="list-style-type: none"> <li>• Controls tilting operation</li> <li>• Programmable features</li> <li>• Easy blind tilting up to 90 feet away</li> <li>• 5-channel remote allows for multiple and independent blind operation</li> </ul>
 <p><b>Single Battery Wand (reloadable) and Installation Clips</b>  Wand (Part #RC445268)  Clips (Part #9013263)  8 AA Lithium Batteries (not shown) (Part #9014834)</p>	<ul style="list-style-type: none"> <li>• On initial blind orders, the reloadable wand comes with 8 AA lithium batteries</li> <li>• Comes with wall mounting installation clips</li> <li>• For parts ordering the reloadable wand INCLUDING 8 AA lithium batteries, order both part #s</li> <li>• Replacement 8 AA lithium batteries may also be ordered separately</li> </ul>
 <p><b>Optional, Dual Battery Wand (reloadable) &amp; Installation Clips (RF)</b>  (Clips: Part #9013263)  (Wand: Part #RC445268) x2  (Y-Harness: Part #9018625)  (Y-Harness Ext. Cable: Part #9016374)</p>	<ul style="list-style-type: none"> <li>• On initial shade orders, the reloadable wands come with 16 AA lithium batteries</li> <li>• Combines (reloadable) Single Battery Wands for extended life</li> <li>• Comes with wall mounting installation clips</li> </ul>
 <p><b>Transformer 10' Cable</b>  (Part #1822445)</p>	<ul style="list-style-type: none"> <li>• Plug-in operation, no batteries required</li> <li>• Works in standard wall outlet (10' wire length)</li> </ul>
 <p><b>Battery Wand Extension Cables (RF)</b>  Color: White  (10" Cable: Part #9013282)  (48" Cable: Part #9013279)  (96" Cable: Part #9018624)</p>	<ul style="list-style-type: none"> <li>• Available in 10", 48" and 96"</li> <li>• Allows battery wand installation away from headrail</li> </ul>
 <p><b>Wireless Wall Switch (RF)</b>  Color: white  2 Types: programmable 1-channel and 5-channel  (1 Channel: Part #RC445135)  (5 Channel: Part #RC445136)</p>	<ul style="list-style-type: none"> <li>• Control wireless operation from the wall up to 90 feet away</li> <li>• Works like turning a light on/off</li> </ul>
 <p><b>Programmable Timer (RF)</b>  1 Type: programmable 1-channel  (Part #1805237A)</p>	<ul style="list-style-type: none"> <li>• Program operation based on pre-set times</li> <li>• Excellent home security feature</li> </ul>
<p><b>WireFree™ Solar Pack Kit – Batteries NOT included (Part #9019034)</b></p> <p>Photovoltaic Panel </p> <p>48" Extension Cable for Y Harness(Part #9016736)</p> <p>Batteries (Part #9018621) </p> <p><b>Accessories</b>  Plug-in AC battery (Part #9018620) rapid charger (required for charging battery prior to installation) </p>	<ul style="list-style-type: none"> <li>• Uses sunlight to power a motorized shade.</li> <li>• Easy to install. Low profile, easy to conceal.</li> <li>• Solar Recharge Kit (<b>batteries NOT included</b> if ordered as a stand alone kit) (Part #9019034) – Includes solar panel, 10" Y harness, 12v reloadable battery tube, tube mounting clips, glass mount adhesive tape, solar panel mounting brackets – 4 qty.)</li> <li>• NiMh Rechargeable Batteries (quantity of 10) (Part #9018621)</li> <li>• Plug-in AC Battery Rapid Charger (for solar recharge kit only) (includes 12" cable) (Part #9018620)</li> <li>• 48" Extension Cable for Y Harness (Part #9016736)</li> </ul>