

2023

ALCOHOL and CRIME in WYOMING



**Wyoming Association of Sheriffs
and Chiefs of Police**

WYOMING ASSOCIATION OF SHERIFFS AND CHIEFS OF POLICE

ALCOHOL AND CRIME IN WYOMING: 2023

April 2024

The Wyoming Association of Sheriffs and Chiefs of Police has been collecting and analyzing substance-involved data from persons who have been arrested and booked into county detention facilities in Wyoming since 2005. The Association publishes the results of the analysis each year in two reports. These reports provide the data analysis necessary for state and community leaders, prevention specialists, and law enforcement administrators to devise and implement effective strategies to reduce substance-involved crime in Wyoming. This project was managed by Johnson and Associates of Douglas, Wyoming. The report was authored by Ernest L. Johnson, Director of Services.

TABLE OF CONTENTS

1. PREFACE2-3

2. INTRODUCTION3-4

3. EXECUTIVE SUMMARY.....5-7

4. TRENDS ANALYSIS 8-12

5. PUBLIC CONCERNS 13

6. SIGNIFICANT STATISTICS AND FINDINGS14-15

7. JUVENILE/UNDERAGE DATA16

8. PROJECT DESIGN and IMPLEMENTATION..... 17

9. DATA COLLECTION & DATA/STATISTICS 17-52

 Table – Number of Arrests and Percentages

 Table – Statewide arrests – Demographics

 Tables – Alcohol and Drug Involvement by Offense

 Table – Meth, Drugs and Public Intoxication

 Pie Chart – Methamphetamine, Alcohol and Other Drugs

 Bar Graph – Alcohol Arrests Percentages

 Bar Graph – Public Intoxication arrests by County

 Bar Graph – DUI arrests by County

 Tables – DUI Arrests; Traffic Crashes; Repeat Offenders

 Table – Marijuana/Meth Involvement – DUI and Traffic Crashes

 Table – Demographics Marijuana/Meth Involvement

 Bar and Pie Graphs – DUI statistics

 Table – Location of Alcohol Consumption/Sale

 Tables and Bar Graphs – Juvenile Statistics

 Table – Laramie County Statistics (Sample County Statistics)

10. ACKNOWLEDGEMENTS 53

11. ATTACHMENTS 54-58

 A - Sample Reporting Form

 B – Project Manager Vita

 C - BAC Educational Guide – Males

 D – BAC Educational Guide - Females

PREFACE

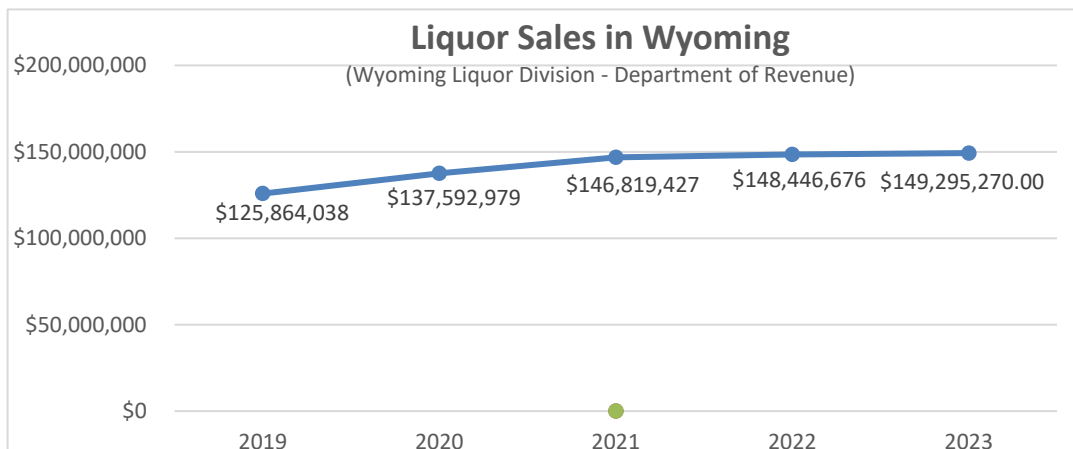
The COVID-19 pandemic that struck this country in 2020 and the subsequent Delta and Omicron variants in 2021 and 2022 brought about extraordinary changes to everyday life. Four years afterwards, it appears that we have now entered the endemic phase of this virus outbreak – meaning that COVID 19 may never disappear and that it may be with us forever. This virus has altered how we live our lives, and it may continue to do so in the future.

It does appear that most citizens in Wyoming have now begun to resume a more “normal” routine of daily activities. Wearing masks is no longer required or the norm and restrictions for large public gatherings or events are no longer in effect. Whether arrest statistics in the coming years will revert to pre-pandemic levels or will continue to maintain at the current level is yet to be determined. Adjusting to the “new normal” requires the creation of a new baseline for comparing and analyzing alcohol and other substances involved in arrest data in Wyoming.

It should be noted that nationally, it was estimated that alcohol consumption during the early months of the pandemic increased by 14%¹. In Wyoming, alcohol consumption increased even though state and local health orders closed or restricted occupancy and hours of operation for liquor establishments for much of the first year of the pandemic. It is estimated that only 670 out of 1295 liquor licenses were in operation during the time that the COVID-19 Health Orders were in effect.



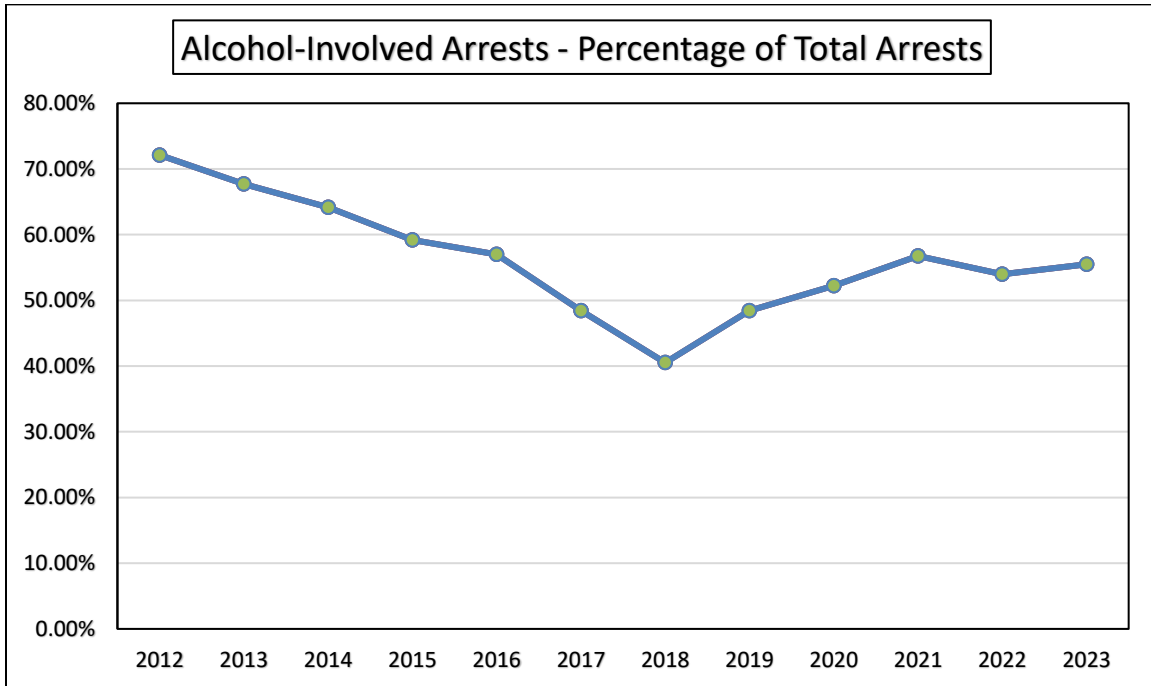
Although there was a marked increase in liquor sales for the first two years of the pandemic, it does appear that alcohol consumption in Wyoming has “leveled off” since. The chart below tracks the liquor sales in Wyoming for the past five years as reported by the Liquor Division of the Wyoming Department of Revenue. The slight increase in sales reported this past year is attributable to an increased cost for alcohol products.



¹ As reported in a study published in the Journal of American Medical Association Network Open.

Alcohol and Crime in Wyoming - 2023

The Wyoming Association of Sheriffs and Chiefs of Police has been collecting substance-involved arrest data in Wyoming and publishing the results each year since 2005. This collected crime data has been useful for identifying trends for substance abuse in Wyoming communities. After experiencing a seven-year decline in the percentage of alcohol-involved arrests, the percentage began to increase in 2019. Whether it was a result of the COVID-19 pandemic or just a continuation of the increase that was experienced in 2019 - the percentage of alcohol-involved arrests in Wyoming increased in 2020 and again in 2021 – but decreased slightly in 2022 and increased slightly in 2023 as Wyoming citizens began to return to pre-pandemic “normal” daily activities.



INTRODUCTION

The Wyoming Association of Sheriffs and Chiefs of Police has been collecting substance-related data from persons booked into county detention facilities in Wyoming since 2005. The data-collection process has been refined since that initial effort and has now been institutionalized as a part of the book-in process year-round for all custodial arrests.

The Association instituted a process in 2019 that allows agencies to submit reports electronically and online. This data-collection method replaced the hand-filled paper forms that were submitted weekly by postal mail. This electronic method of data-collection provides real-time reporting, adds additional data fields to the reporting form and promotes more complete reporting. Only two agencies in the state (Park County Sheriff’s Office and Cody Police Department) did not submit reporting forms.



Alcohol and Crime in Wyoming - 2023


This report analyzes the arrests that were reported as a part of this project and this analysis may not represent the actual total number of arrests made in some counties or jurisdictions. Please contact your Sheriff or Police Chief if you have questions about the data reported for your community.

This report contains an analysis of substance-related data for “FIELD” arrests in twenty-three counties in Wyoming from January 1 through December 31, 2023. “Field” arrests are arrests that are made on-scene during a citizen encounter with law enforcement and more likely to have substance involvement. It does not include arrests made by warrant.

There were an additional 6,116 reported arrests that were made by warrant. These are mostly re-arrest situations ordered by the court and comprised approximately 43% of all reported book-ins in county detention facilities in Wyoming in 2023.



Information was collected from a total of 7,953 persons who were arrested and subsequently detained in a county detention facility because of a field encounter with law enforcement. Information has now been collected from a total of 257,973 persons who were arrested and subsequently detained in a detention facility in Wyoming during the last nineteen years. Information collected focuses on whether substances (alcohol and other drugs) were involved before and/or during the arrest.



The Wyoming Association of Sheriffs and Chiefs of Police publish the results and analysis of the data-collection efforts each year in three separate reports:

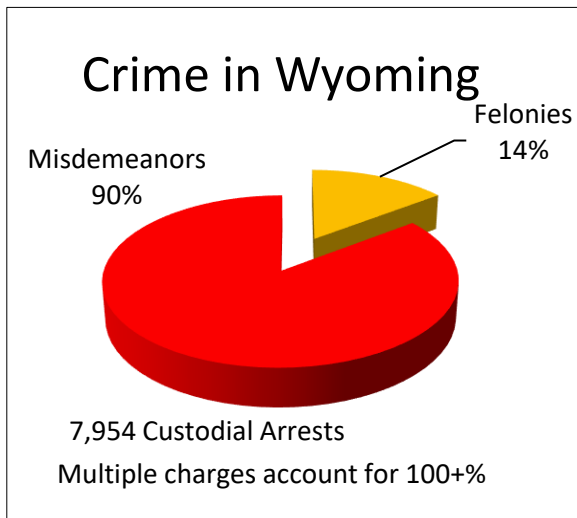
- the main report provides statewide statistics and averages and comparison of county statistics in specific categories,
- a supplemental report provides county, community, and local law enforcement agency specific statistics,
- and an Executive Summary provides selected statistics, information, and highlights from the main report.

These reports can be accessed online on the following websites: <http://wascop.com> and <http://jandaconsulting.com>

EXECUTIVE SUMMARY

This Executive Summary highlights a few of the significant findings contained in this report. It focuses on issues that are of obvious concern or which may be of greater public interest; however, a careful review of other relevant findings and statistics contained in the main body of this report is essential to gain a more complete perspective of the impact of alcohol on crime in Wyoming.

The profile of the average person taken to jail in Wyoming continues to be relatively consistent with previous years. About three out of four times it was a male (females have increased incrementally in recent years), the average age is 37. 15% of the time it was an out-of-state visitor and 6% of the time it was an in-state visitor. Juvenile arrests resulting in incarceration in a detention facility accounted for 1.5% of the total reported custodial arrests (116 out of 7,953).



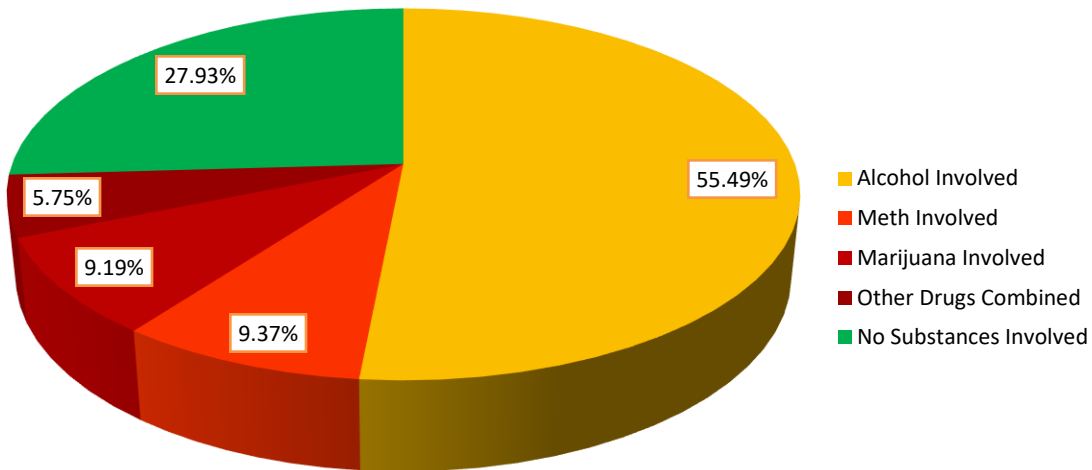
A review of the data collected from persons arrested and subsequently taken to jail indicates that Wyoming continues to be relatively safe from what is generally considered to be “serious” crime. The number of persons who are arrested for felonies is relatively low when compared to the number of persons arrested for minor crimes (misdemeanors). However, felony arrests have increased incrementally in recent years and now account for 14% of the reported arrests statewide.

Although Wyoming is relatively “safe” from what is generally considered to be serious crime (felonies), the high percentage of alcohol-involved arrests, the inordinate number of arrests for public intoxication and driving under the influence, and the high levels of blood alcohol content for drivers arrested for being impaired represent real and significant threats to public safety.

The information collected from a total of 7,953 persons who were arrested and subsequently detained in a county detention facility in Wyoming during 2023 confirms what law enforcement officers who patrol the streets and highways and who respond to calls for service in Wyoming already know from experience – alcohol is the contributing factor most often present in situations that result in someone going to jail.



Meth. Alcohol and Other Drugs Involved Arrests



Percentages total more than 100% due to multi-involvement (polyuse) of substances involved.

SUMMARY OF REPORTED SUBSTANCE-INVOLVED ARREST STATISTICS FOR 2023:

- Alcohol was involved in 55.49% of all reported custodial arrests.
- Methamphetamine was involved in 9.37% of the 7,953 reported arrests.
- Marijuana was involved in 9.19% of all reported custodial arrests.
- Drugs were involved in 21.88% of all reported arrests.
- Arrests reported for public intoxication accounted for 13.35% of all arrests.
- The average blood alcohol content for persons arrested for public intoxication was 0.2301.
- Driving under the influence arrests accounted for 32.47% of all reported arrests.
- The average reported blood alcohol content for DUI arrests statewide was 0.1616².



² In Wyoming, a person driving with a blood alcohol content of 0.08 is legally presumed to be impaired.

Alcohol and Crime in Wyoming - 2023

- 51% of persons arrested for DUI had a reported BAC level above 0.16 and 13% had a BAC of 0.24 or greater.
- The average reported BAC for 304 persons who were arrested for DUI after being involved in a traffic crash was 0.1710.
- The five-year age group with the highest percentage of DUI arrests was age 26-30 (15.4%), followed by age 21-25 (14.48%) and 31-35 (13.79%).

To grasp the significance of the blood alcohol content statistics, it should be noted that a physically fit male who weighs 180 pounds would have to consume at least seven drinks in one hour to achieve a BAC of 0.15 – a female weighing 120 pounds would have to consume four drinks in one hour.

Please refer to the Alcohol Impairment Educational Guides for males and females below and in the Attachments Section of this report for information about the level of impairment for other body weights and drinks consumed.



WYOMING'S ALCOHOL IMPAIRMENT EDUCATIONAL GUIDE										
MALES - APPROXIMATE ALCOHOL CONCENTRATION (AC) PERCENTAGE										
Estimates based on physically fit adult males who consume the alcohol over a one hour period.										
DRINKS	BODY WEIGHT IN POUNDS								Nov-06	
	100	120	140	160	180	200	220	240		
0	0.00	0.00	0.00	0.00	0.00	0.00	0.00	0.00	0.00	The Only Safe Driving Limit
1	0.04	0.03	0.03	0.02	0.02	0.02	0.02	0.02	0.02	Impairment Begins
2	0.08	0.06	0.05	0.05	0.04	0.04	0.03	0.03	0.03	Driving Skills Significantly Affected
3	0.11	0.09	0.08	0.07	0.06	0.06	0.05	0.05	0.05	
4	0.15	0.12	0.11	0.09	0.08	0.08	0.07	0.06	0.06	Legally Intoxicated Criminal Penalties
5	0.19	0.16	0.13	0.12	0.11	0.09	0.09	0.08	0.08	
6	0.23	0.19	0.16	0.14	0.13	0.11	0.10	0.09	0.09	
7	0.26	0.22	0.19	0.16	0.15	0.13	0.12	0.11	0.11	
8	0.30	0.25	0.21	0.19	0.17	0.15	0.14	0.13	0.13	
9	0.34	0.28	0.24	0.21	0.19	0.17	0.15	0.14	0.14	
10	0.37	0.31	0.27	0.23	0.21	0.19	0.17	0.16	0.16	
11	0.41	0.34	0.29	0.26	0.23	0.21	0.18	0.17	0.17	
12	0.45	0.37	0.32	0.28	0.25	0.23	0.20	0.19	0.19	
13	0.48	0.40	0.35	0.30	0.27	0.25	0.22	0.20	0.20	
14	0.52	0.44	0.37	0.33	0.30	0.26	0.24	0.22	0.22	
15	0.56	0.47	0.40	0.35	0.32	0.28	0.25	0.23	0.23	
16	0.60	0.50	0.43	0.37	0.34	0.30	0.27	0.25	0.25	
17	0.63	0.53	0.45	0.40	0.36	0.32	0.29	0.27	0.27	
18	0.67	0.56	0.48	0.42	0.38	0.34	0.30	0.29	0.29	
19	0.71	0.59	0.51	0.44	0.40	0.36	0.32	0.30	0.30	
20	0.74	0.62	0.53	0.49	0.42	0.38	0.33	0.31	0.31	
21	0.78	0.65	0.56	0.51	0.44	0.40	0.35	0.33	0.33	

DRIVING IMPAIRED
AC = .05% - .07%

LEGALLY INTOXICATED
AC = .08% AND UP

Subtract .01% for each 40 minutes of drinking. One drink is 1.25 ounces of 80 proof liquor, 12 ounces of beer, or 5 ounces of table wine.

NOTE: PERSONS UNDER THE AGE OF 21 CAN FACE CRIMINAL PENALTIES IF CAUGHT DRIVING WITH A DETECTABLE ALCOHOL CONCENTRATION OF 0.02% OR MORE.

* Guide developed by J. Anderle, Laramie PD and Mike Moore, Wyoming Chemical Testing

WYOMING'S ALCOHOL IMPAIRMENT EDUCATIONAL GUIDE										
FEMALES - APPROXIMATE ALCOHOL CONCENTRATION (AC) PERCENTAGE										
Estimates based on physically fit adult females who consume the alcohol over a one hour period.										
DRINKS	BODY WEIGHT IN POUNDS								Nov-06	
	90	100	120	140	160	180	200	220		
0	0.00	0.00	0.00	0.00	0.00	0.00	0.00	0.00	0.00	The Only Safe Driving Limit
1	0.05	0.05	0.03	0.03	0.03	0.03	0.02	0.02	0.02	Impairment Begins
2	0.10	0.09	0.08	0.07	0.06	0.05	0.05	0.04	0.04	Driving Skills Significantly Affected
3	0.15	0.14	0.11	0.10	0.09	0.08	0.07	0.06	0.06	
4	0.20	0.18	0.15	0.13	0.11	0.10	0.09	0.08	0.08	Legally Intoxicated Criminal Penalties
5	0.25	0.23	0.19	0.16	0.14	0.13	0.11	0.10	0.10	
6	0.30	0.27	0.23	0.19	0.17	0.15	0.14	0.12	0.12	
7	0.35	0.32	0.27	0.23	0.20	0.18	0.16	0.14	0.14	
8	0.40	0.36	0.30	0.26	0.23	0.20	0.18	0.17	0.17	
9	0.45	0.41	0.34	0.29	0.26	0.23	0.20	0.19	0.19	
10	0.51	0.46	0.37	0.32	0.28	0.26	0.22	0.21	0.21	
11	0.56	0.50	0.42	0.36	0.32	0.28	0.25	0.23	0.23	
12	0.61	0.55	0.45	0.39	0.35	0.31	0.27	0.25	0.25	
13	0.66	0.59	0.49	0.42	0.37	0.33	0.29	0.27	0.27	
14	0.71	0.64	0.53	0.45	0.40	0.36	0.31	0.29	0.29	
15	0.76	0.68	0.57	0.48	0.43	0.38	0.34	0.31	0.31	
16	0.81	0.73	0.61	0.52	0.46	0.41	0.36	0.33	0.33	
17	0.86	0.77	0.64	0.55	0.49	0.43	0.38	0.36	0.36	
18	0.91	0.82	0.68	0.58	0.52	0.46	0.40	0.38	0.38	
19	0.96	0.87	0.71	0.61	0.55	0.49	0.42	0.40	0.40	
20	1.02	0.91	0.76	0.65	0.58	0.54	0.45	0.42	0.42	
21	1.07	0.96	0.79	0.69	0.61	0.56	0.47	0.44	0.44	

DRIVING IMPAIRED
AC = .05% - .07%

LEGALLY INTOXICATED
AC = .08% AND UP

Subtract .01% for each 40 minutes of drinking. One drink is 1.25 ounces of 80 proof liquor, 12 ounces of beer, or 5 ounces of table wine.

NOTE: PERSONS UNDER THE AGE OF 21 CAN FACE CRIMINAL PENALTIES IF CAUGHT DRIVING WITH A DETECTABLE ALCOHOL CONCENTRATION OF 0.02% OR MORE.

* Guide developed by J. Anderle, Laramie PD and Mike Moore, Wyoming Chemical Testing

TRENDS ANALYSIS

Even though the number of alcohol-involved arrests has decreased significantly during the last nineteen years, alcohol is still the drug with the greatest impact on crime in Wyoming. Incidents of assaults, disturbances, child abuse, and domestic violence all are heavily influenced by alcohol. After three consecutive years showing an increase, the percentage of alcohol-involved arrests showed a slight increase this year from the previous year (from 53.96% in 2022 to 55.49% in 2023).

The statistics in Wyoming collected during the last nineteen years clearly indicate that the two crimes that account for the greatest number of custodial arrests in Wyoming are driving under the influence (DUI) and public intoxication. Together these two crimes alone have accounted for an average of 45% of all custodial arrests in Wyoming in the last ten years.



Driving Under the Influence: Driving Under the Influence is, unquestionably, the crime that has the greatest impact and consequence in Wyoming. It accounts for the greatest number of custodial arrests and is the cause of more deaths and serious injuries than any other crime. DUI arrests have accounted for an approximate average of 28% of all custodial arrests in Wyoming for the last ten years and a third of all traffic fatalities are the result of impaired driving.

In addition, 26.72% percent of persons arrested for DUI in 2023 had been arrested for DUI previously.

The number and percentage of DUI arrests have decreased statewide during the previous ten years; however, the average blood alcohol content (BAC) has remained at twice the presumptive level of impairment while the involvement of drugs has increased. Arrests for DUI in several counties have consistently been above the statewide average.

Public Intoxication: Public intoxication is viewed by some as just a public nuisance crime; however, incidents of public intoxication present real and significant threats to public safety. The average Blood Alcohol Content (BAC) for Public Intoxication arrests reported in Wyoming in 2023 was 0.2301 – nearly three times the presumptive level for impairment. In some counties, the average BAC for public intoxication arrests in 2023 was even higher.

Alcohol intoxication at these levels often “fuels” behavior that results in more serious crimes than just disturbances and nuisances.



Alcohol and Crime in Wyoming - 2023

EMERGING TRENDS IN THE TYPE OF SUBSTANCE INVOLVED IN CRIME: Alcohol and/or other drugs were involved in 73% of the 7,953 custodial arrests in 2023. Although alcohol continues to be the drug most often present in situations which result in someone going to jail, other drug-involved arrests in Wyoming have increased significantly in recent years.



During the last thirteen years in which data is available for a calendar-year period (2011-2023), *the number and percentage of alcohol-involved arrests have decreased - while the number and percentage of other drug-involved arrests have increased.*

Alcohol-involved arrests in 2023 were 8,916 fewer in number than in 2011 (a 67% decrease).

The number of meth-involved arrests has increased each year since 2011 and has almost doubled since then. There were 745 meth-involved arrests in 2023 (there were 420 in 2011).

The four counties with the highest number of reported arrests involving meth in 2023 were: 1) Sweetwater – 117; 2) Laramie – 114; 3) Fremont – 77; and 4) Natrona – 64.

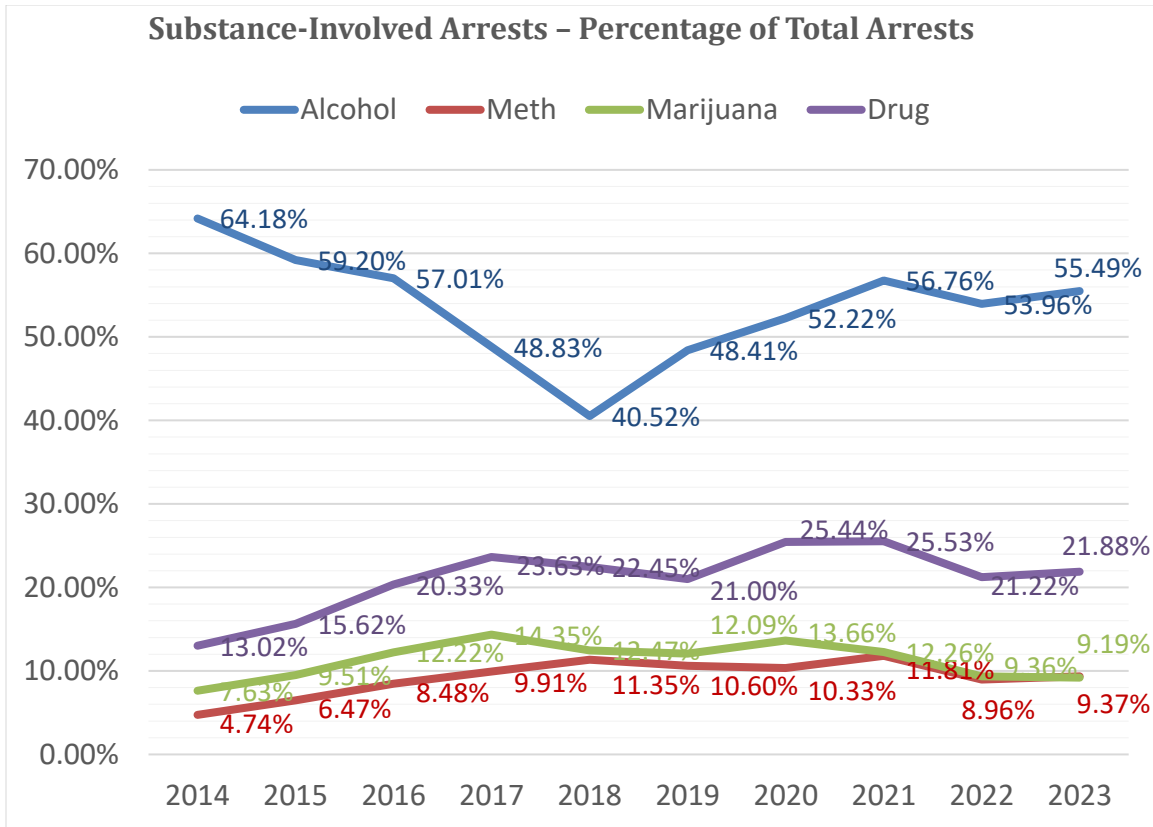
The Association began collecting marijuana-involved arrest data in March of 2014 to assess the impact on public safety in Wyoming from Colorado’s legalization of marijuana. The number of marijuana-involved arrests increased in the first three years, then has continued to decrease.

Marijuana-involved arrests have decreased in number and percentage of arrests since 2017. In 2017 there were 1,970 marijuana-involved arrests (14%); in 2023 there were 731 marijuana-involved arrests (9%).

The four counties with the highest number of arrests involving marijuana in 2023 were: 1) Laramie – 125; 2) Sweetwater – 91; 3) Fremont – 76; and 4) Carbon – 74.



Alcohol and Crime in Wyoming - 2023



Substance-Involved Arrests: Number of Total Arrests

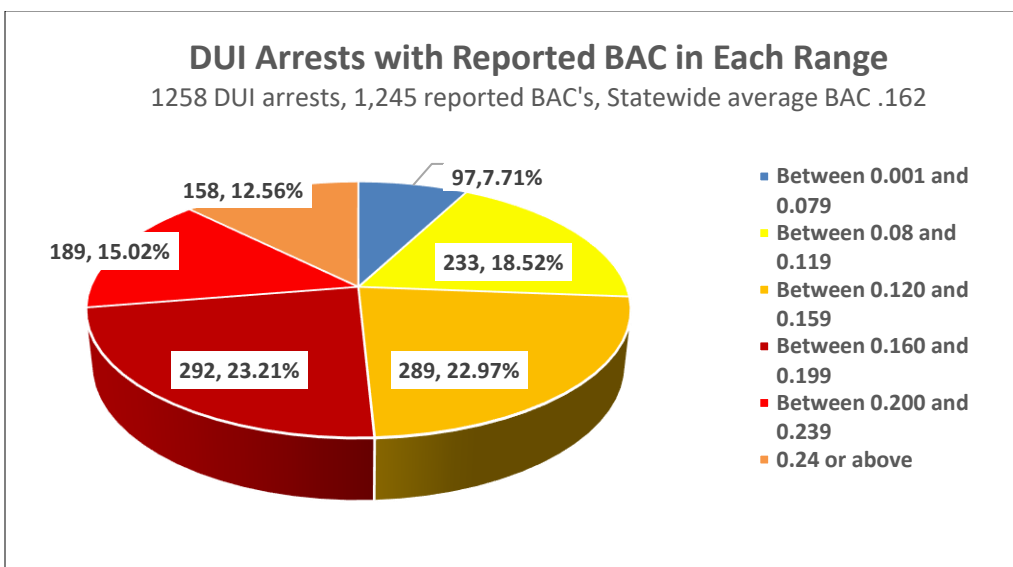
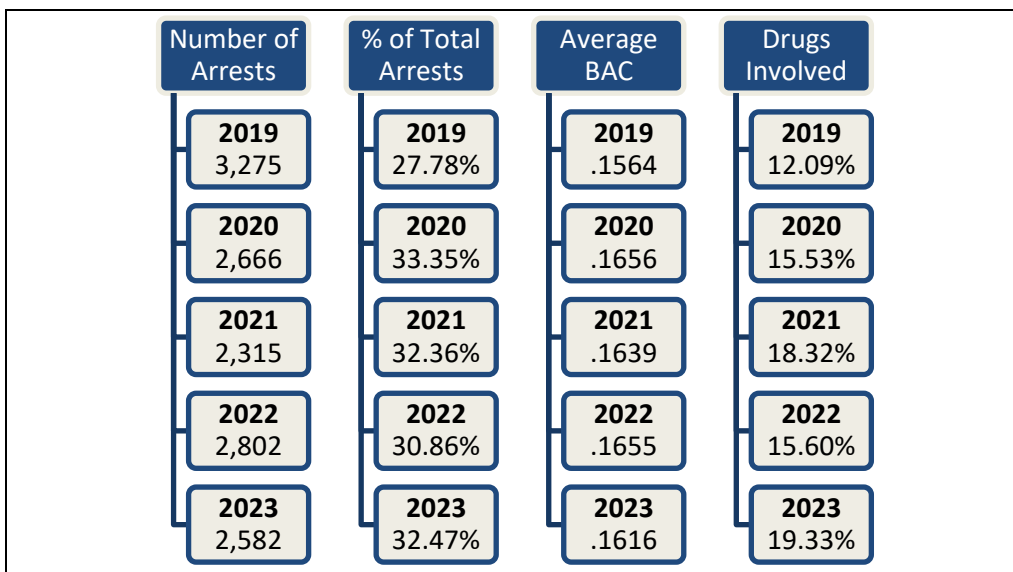
Alcohol Involved	Meth Involved	Marijuana Involved	Drug Involved	Public Intoxication	DUI
2019 5,707	2019 1,250	2019 1,425	2019 2,475	2019 1,517	2019 3,275
2020 4,175	2020 826	2020 1,092	2020 2,034	2020 828	2020 2,666
2021 4,060	2021 845	2021 877	2021 1,826	2021 1,136	2021 2,315
2022 4,900	2022 814	2022 850	2022 1,927	2022 1,370	2022 2,802
2023 4,413	2023 745	2023 731	2023 1,740	2023 1,062	2023 2,582

Alcohol and Crime in Wyoming - 2023

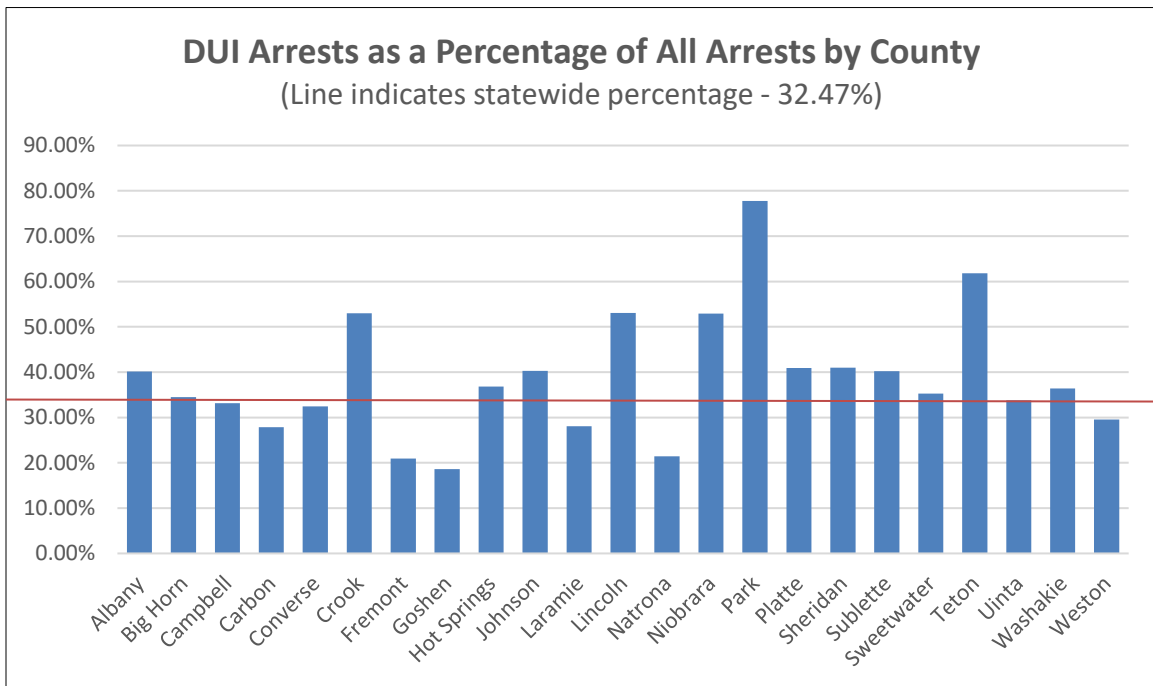
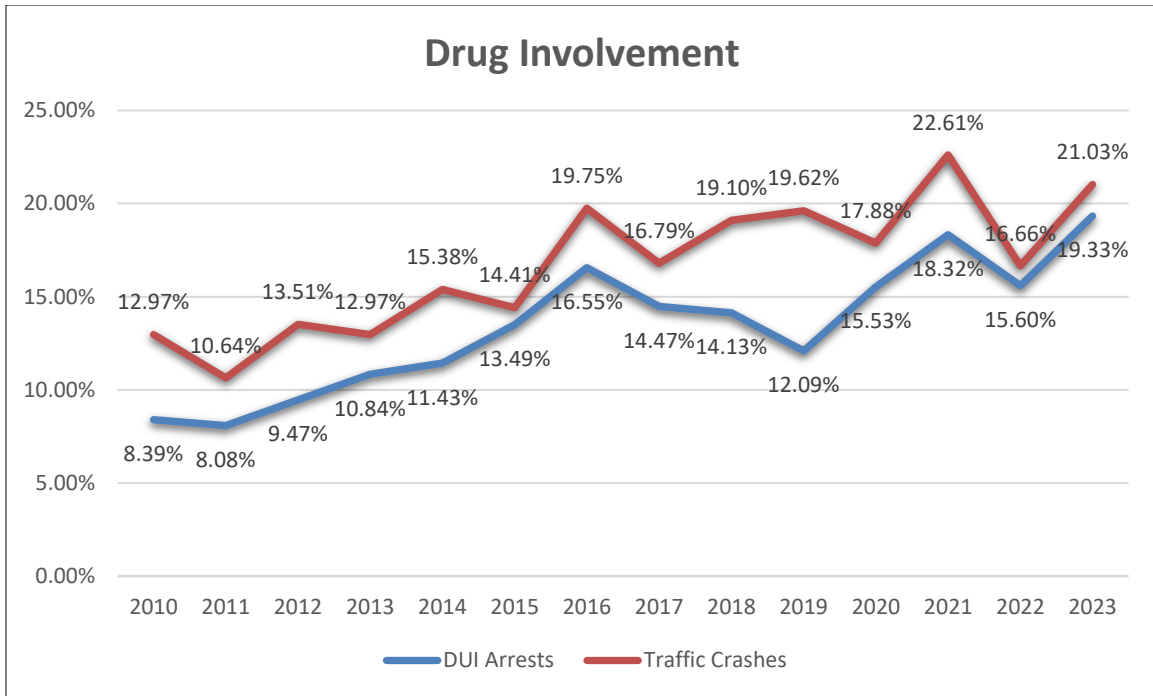
TRENDS IN ARRESTS FOR IMPAIRED DRIVING: The statistics for persons arrested for driving while impaired mirror the recent trends for all substance-involved arrests. The percentage and number of persons arrested for driving impaired has decreased during the last ten years - while the percentage for other drug-involvement for impaired driving arrests has increased.

The average blood alcohol content for persons arrested for impaired driving during the last ten years remains at double the presumptive level for impairment – while the average blood alcohol content for persons arrested for public intoxication remains at almost three times the presumptive level.

Driving Under the Influence Arrests: 2019 - 2023



Alcohol and Crime in Wyoming - 2023



Although the number of DUI arrests have decreased statewide during the last ten years, the percentage of DUI arrests in several counties in the state have been consistently above the statewide average.

PUBLIC CONCERNS

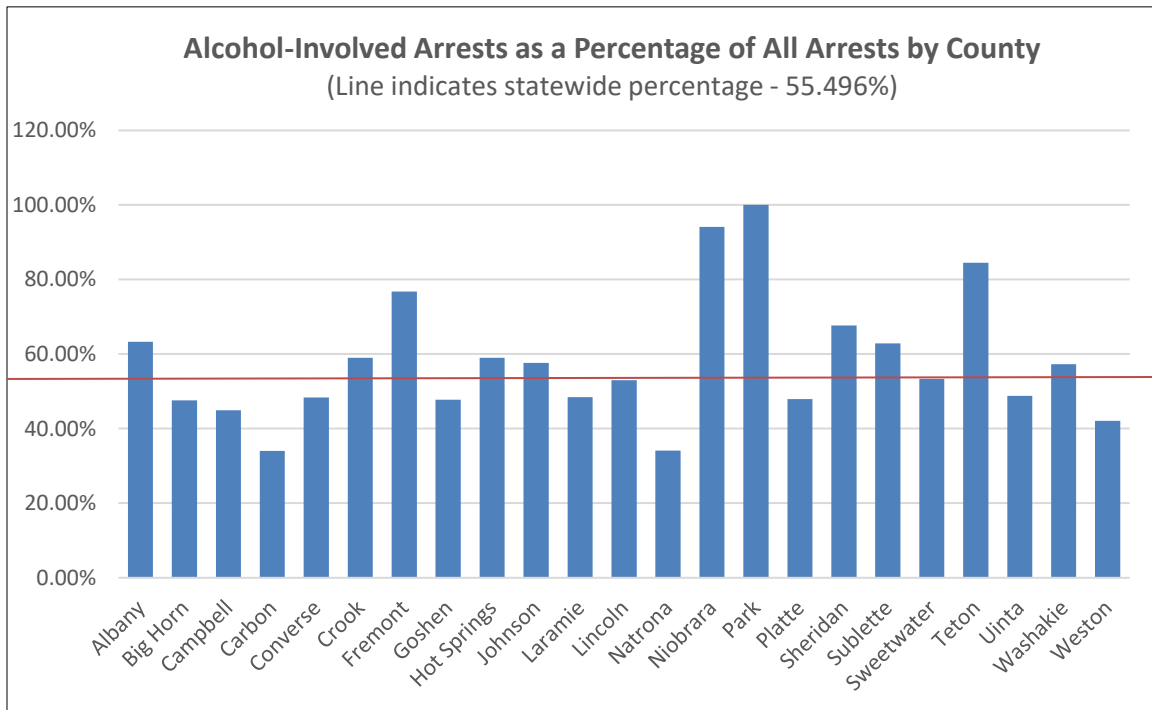
The statistics contained in this report identify significant public safety issues which merit further discussion, analysis and action by local law enforcement, citizens, and state/community leaders.



The high percentage of alcohol involved arrests (55%), the inordinate number of arrests for public intoxication (1,062) and DUI (2,582) and the high levels of BAC recorded for these individuals (average BAC: 0.2301 for public intoxication and 0.1616 for DUI) appear to validate the concerns about alcohol abuse expressed by Wyoming residents in the most recent statewide public opinion survey³.

Some excerpts from the survey that involved 4,798 Wyoming residents:

- 79.7% view alcohol abuse by Wyoming adults as a serious or somewhat serious problem
- When Wyoming residents were asked whether they would support a state law that would prohibit selling or serving alcohol to someone who is obviously intoxicated:
 - 64.3% strongly supported such a law.
 - 17.9% somewhat supported such a law.
- 84.5% of Wyoming residents believe that drinking and driving in their community is a serious or somewhat serious problem.



³ Wyoming Alcohol Use Issues Survey, Wyoming Survey & Analysis Center, November 2012

SIGNIFICANT STATISTICS AND FINDINGS

This report provides statewide statistics and averages, along with comparisons of county statistics in specific categories. In addition, there are approximately one hundred pages of data in a supplemental report that provides county, community, and local law enforcement agency specific statistics.

Detailed charts and graphs included in the Data/Statistics section of this report are helpful in identifying trends involving alcohol-related arrest activity and provide a statistical picture of the circumstances which result in someone being arrested and subsequently taken to jail in Wyoming. The impact of substance abuse on crime statistics varies by county across the state. This report also includes a detailed analysis by county for comparison purposes.

Listed below are a few of the noteworthy statewide averages and county specific alcohol-related statistics and findings from the Data/Statistics section of this report.

- **Alcohol was a factor in 55% of the custodial arrests in Wyoming.**
 - Counties with significantly higher percentages (as well as higher numbers):
 - Teton – 84.54%
 - Fremont – 76.81%
 - Sheridan – 67.72%

- **Methamphetamine was involved in 9.37% of the arrests statewide.**
 - Counties with significantly higher number of meth-involved arrests:
 - Sweetwater - 117
 - Laramie – 114
 - Fremont – 77

- **Drugs (other than alcohol) were involved in 21.88% of the reported arrests statewide.**
 - Counties with significantly higher drug-involved arrests:
 - Laramie – 380
 - Sweetwater – 214
 - Fremont – 186

- **Marijuana was involved in 9.19% of the arrests statewide.**
 - Counties with significantly higher marijuana-involved arrests:
 - Laramie – 125
 - Sweetwater – 91
 - Fremont – 76

- **Arrests for Public Intoxication accounted for 13.35% of all arrests statewide.**
 - Counties with significantly higher statistics:
 - Fremont – 343 (29.90%)
 - Laramie – 264 (15.31%)
 - Sweetwater – 112 (13.30%)

Alcohol and Crime in Wyoming - 2023

- **The average blood alcohol content for all persons arrested for public intoxication was 0.2301.**
 - Counties with significantly higher statistics:
 - Lincoln – 0.3100
 - Goshen – 0.2754
 - Fremont – 0.2604
- **Driving under the influence (DUI) arrests accounted for 32.47% of all arrests statewide.**
 - Counties with significantly higher statistics:
 - Teton – 61.84%
 - Lincoln – 53.04%
 - Albany – 40.11%, 221 arrests
- **19.33% of the arrests for DUI involved drugs.**
 - Counties with significantly higher statistics:
 - Carbon – 31.40%
 - Uinta – 29.29%
 - Johnson – 27.59%
- **The average blood alcohol content (BAC) reported for 2,582 persons arrested for driving under the influence statewide was 0.1616.**
 - Counties with significantly higher statistics:
 - Weston – 0.1820
 - Platte - 0.1738
 - Converse - 0.1715
- **21.03% of traffic crashes resulting in custodial arrests involved drugs.**
 - Counties with significantly higher number of drug-involved traffic crashes:
 - Sweetwater – 22
 - Laramie – 11
 - Uinta – 9
- **The average BAC reported for 304 arrests involving traffic crashes that involved alcohol was 0.1710.**
- **51% of the persons arrested for driving under the influence had an average blood alcohol content above 0.16.**
- **347 persons were arrested for DUI with a BAC of 0.20 or higher.**
- **158 persons were arrested for DUI with a BAC of 0.24 or higher.**
- **26.72% of persons arrested for DUI had been arrested for DUI previously.**




JUVENILE/ UNDERAGE DATA

The data in this report does not represent a complete accounting of juvenile arrests as these arrests often do not result in detention in a county facility.


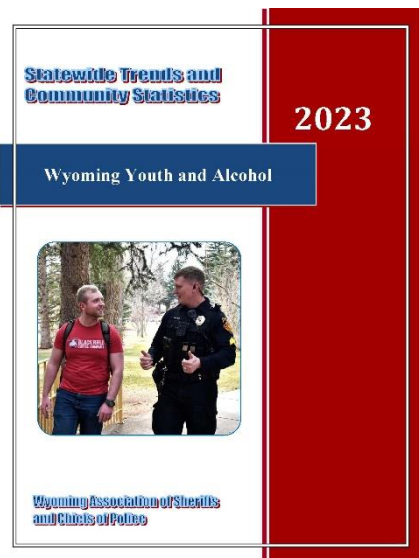
163 underage youth were taken into custody and placed in a detention center this year for being a minor in possession of alcohol. The average BAC was .1465.

165 underage youth were arrested for driving under the influence – 36 of these arrests involved drugs. The average BAC was .1280. Eleven of the underage youth arrested for DUI were juveniles.



- 6% of all persons arrested for driving under the influence (DUI) were under the age of 21.
- Juveniles accounted for 1% of the arrests statewide (116 total).
- 46.55% of the juvenile arrests involved alcohol (54 total).
- Five of the juvenile arrests involved methamphetamine.
- Thirteen of the juvenile arrests involved marijuana.
- 14.66% of the juvenile arrests involved drugs (17 total).

For more complete information regarding youth involvement with alcohol, please refer to the Association’s annual report on Wyoming Youth and Alcohol. These reports can be found on <http://wascop.com> and <http://jandaconsulting.com>.



PROJECT DESIGN AND IMPLEMENTATION



The Wyoming Association of Sheriffs and Chiefs of Police contracted with Johnson and Associates, a Wyoming based management consulting firm, to manage and staff this project – to create the master database, to analyze the data and to author the three reports. The Association has contracted with Johnson and Associates to manage and staff this project since its inception.

A task force comprised of administrators and detention facility personnel from each of the county law enforcement agencies involved in the initial data collection efforts in 2005 determined the scope and intent of the project and provided specific direction for its implementation. In the following years, Association members were involved in deciding the appropriate fields for collection of data, selecting the subject areas that would be targeted for analysis and refining the process and procedures for collecting the information.

The master database for this project was created in a manner that will allow “harvesting” of additional information in the future should a need arise. The data in this report is presented by “county” and by “department,” by actual numbers and percentages, and by various categories of interest. The information was assembled in this manner to assist law enforcement administrators, as well as community leaders, to better analyze the information and to facilitate follow-up inquiries of notable concerns.

DATA COLLECTION

A one-page reporting form consisting of fill-in or checked boxes was constructed for this project and refined over the years. It is estimated that the form requires the booking and/or arresting officer two-to-three minutes to fill out during the book-in process. Specific information that is collected during the book-in process include: type of offense, whether alcohol was involved, whether drugs were involved, location of last consumption and point of sale, known blood alcohol content levels for arrests involving public intoxication, driving under the influence, minors in possession, and demographic information. (A sample of the reporting form is included in this report)



Alcohol and Crime in Wyoming - 2023

In 2019, the Association transitioned from a hand-filled paper form submitted weekly by postal mail to an electronic form submitted online. The reporting form contains instructions for completing and processing the completed reporting forms. In addition, all agency staff who were assigned the responsibility to oversee their agencies' data collection were provided individual orientations.

A total of 7,953 reporting forms for "field" arrests were submitted by the twenty-three counties during the twelve-month data collection period January 1 through December 31, 2023. An additional 6,116 reporting forms were submitted for warrant arrests. These are mostly re-arrest situations ordered by the court and comprised approximately 45% of all reported book-ins in county detention facilities in Wyoming in 2023.



However, as mentioned previously in the INTRODUCTION section of this report, there were two agencies that did not submit reports for this project. Park County Sheriff's Department and Cody Police Department decided to not participate in this project and no longer submit reports.

This report analyzes the arrests that were reported as a part of this project and this analysis may not represent the actual total number of arrests made in some counties or jurisdictions. Please contact your Sheriff or Police Chief if you have questions about the data reported for your community.



DATA /STATISTICS

All information contained in the reporting forms that were submitted by the participating counties was entered into a master database by day and by month. This information was subsequently assembled by category, by county, and by department to facilitate appropriate comparisons and further analysis.

A detailed breakdown of information for each county is available in a separate Supplemental Report.⁴ A sample of the county statistics is included in this report. Laramie County was selected as the sample to be included as this county generated the greatest number of arrest statistics.

The substance-related arrest data in this report is presented in a series of tables and graphs:

- ❖ Tables – Number of Arrests and Percentages
- ❖ Pie Chart – Methamphetamine, Alcohol and Other Drugs
- ❖ Tables – Felony/Misdemeanor Arrests Involving Alcohol
- ❖ Bar Graphs – Alcohol Arrests Percentages, BAC
- ❖ Pie Graphs – DUI, BAC, Traffic Crash Statistics
- ❖ Tables and Bar Graphs – Juvenile Statistics
- ❖ Pie Graph – Juvenile Demographics, Where Minors Obtain Alcohol
- ❖ Table – Laramie County Statistics (Sample County Statistics)

PLEASE NOTE: Cheyenne Police Department policy allows misdemeanor DWUI offenders to be cited and released if the arrestee's vehicle has been impounded or turned over to a responsible adult and if the driver is released to a sober adult. These additional arrests statistics have not been included in the DUI statistics in this report (as they were not booked into a detention facility).



⁴ A PDF of this report and the accompanying Supplemental Report can be downloaded from the following websites: <http://wascop.com> and <http://jandaconsulting.com>

Statewide Arrests January 1, 2023 - December 31, 2023

Numbers By Department

County	Total Offenses	Misde-meanor	Felony	Domestic Violence	Resisting Arrest	Assault	Public Intox	Alcohol Involved	Drugs Involved
Statewide	7,953	7,142	1,125	649	218	269	1,062	4,413	1,740
Albany	551	499	71	27	29	25	62	349	77
Bighorn	84	68	18	7	6	2	9	40	30
Campbell	305	259	63	25		5	21	137	71
Carbon	435	372	72	32	2	17	7	148	136
Converse	219	195	35	11	2	5	7	106	72
Crook	83	71	12	7		6		49	16
Fremont	1,147	1,113	55	78	70	52	343	881	186
Goshen	113	99	15	9	2		19	54	16
Hot Springs	144	123	24	10	5	3	7	85	55
Johnson	144	128	24	10	3	5	12	83	45
Laramie	1,724	1,477	309	193	67	79	264	836	380
Lincoln	230	203	42	20	4	4	1	122	62
Natrona	466	409	68	41	2	7	71	159	92
Niobrara	17	14	3	1		2		16	4
Park	9	8	1					9	1
Platte	171	158	35	19		6	1	82	50
Sheridan	505	476	47	24		9	66	342	88
Sublette	97	87	13	8		4	1	61	22
Sweetwater	842	772	151	64	19	22	112	449	214
Teton	207	201	6	5		2	27	175	23
Uinta	293	254	50	41	5	10	24	143	70
Washakie	110	105	5	12	2	3	7	63	18
Weston	57	51	6	5		1	1	24	12

Percents By Department*

County	Total Offenses	Misde-meanor	Felony	Domestic Violence	Resisting Arrest	Assault	Public Intox**	Alcohol Involved	Drugs Involved
Statewide	7,953	89.80%	14.15%	8.16%	2.74%	3.38%	13.35%	55.49%	21.88%
Albany	551	90.56%	12.89%	4.90%	5.26%	4.54%	11.25%	63.34%	13.97%
Big Horn	84	80.95%	21.43%	8.33%	7.14%	2.38%	10.71%	47.62%	35.71%
Campbell	305	84.92%	20.66%	8.20%		1.64%	6.89%	44.92%	23.28%
Carbon	435	85.52%	16.55%	7.36%	0.46%	3.91%	1.61%	34.02%	31.26%
Converse	219	89.04%	15.98%	5.02%	0.91%	2.28%	3.20%	48.40%	32.88%
Crook	83	85.54%	14.46%	8.43%		7.23%		59.04%	19.28%
Fremont	1,147	97.04%	4.80%	6.80%	6.10%	4.53%	29.90%	76.81%	16.22%
Goshen	113	87.61%	13.27%	7.96%	1.77%		16.81%	47.79%	14.16%
Hot Springs	144	85.42%	16.67%	6.94%	3.47%	2.08%	4.86%	59.03%	38.19%
Johnson	144	88.89%	16.67%	6.94%	2.08%	3.47%	8.33%	57.64%	31.25%
Laramie	1,724	85.67%	17.92%	11.19%	3.89%	4.58%	15.31%	48.49%	22.04%
Lincoln	230	88.26%	18.26%	8.70%	1.74%	1.74%	0.43%	53.04%	26.96%
Natrona	466	87.77%	14.59%	8.80%	0.43%	1.50%	15.24%	34.12%	19.74%
Niobrara	17	82.35%	17.65%	5.88%		11.76%		94.12%	23.53%
Park	9	88.89%	11.11%					100.00%	11.11%
Platte	171	92.40%	20.47%	11.11%		3.51%	0.58%	47.95%	29.24%
Sheridan	505	94.26%	9.31%	4.75%		1.78%	13.07%	67.72%	17.43%
Sublette	97	89.69%	13.40%	8.25%		4.12%	1.03%	62.89%	22.68%
Sweetwater	842	91.69%	17.93%	7.60%	2.26%	2.61%	13.30%	53.33%	25.42%
Teton	207	97.10%	2.90%	2.42%		0.97%	13.04%	84.54%	11.11%
Uinta	293	86.69%	17.06%	13.99%	1.71%	3.41%	8.19%	48.81%	23.89%
Washakie	110	95.45%	4.55%	10.91%	1.82%	2.73%	6.36%	57.27%	16.36%
Weston	57	89.47%	10.53%	8.77%		1.75%	1.75%	42.11%	21.05%

Statewide Arrests - Demographics January 1, 2023 - December 31, 2023

Numbers by Department

County	Total Offenses	Misdemeanor	Felony	Residency			Female*	Male*	Average Age
				In County	In-State Visitor	Out of State			
Statewide	7953	7142	1125	6119	513	1168	2004	5945	37.00
Albany	551	499	71	374	58	118	116	435	32.91
Big Horn	84	68	18	69	11	4	31	53	38.33
Campbell	305	259	63	243	27	35	98	207	35.85
Carbon	435	372	72	292	36	101	89	346	37.45
Converse	219	195	35	149	36	25	58	161	37.02
Crook	83	71	12	43	22	18	13	70	41.47
Fremont	1147	1113	55	1064	16	11	344	799	35.35
Goshen	113	99	15	97	4	12	22	91	39.24
Hot Springs	144	123	24	88	31	25	39	105	39.82
Johnson	144	128	24	92	20	32	33	111	39.86
Laramie	1724	1477	309	1423	53	191	449	1275	37.95
Lincoln	230	203	42	163	20	44	57	173	37.54
Natrona	466	409	68	412	23	22	131	335	36.31
Niobrara	17	14	3	11	1	5	3	14	45.35
Park	9	8	1	6	1	2		9	32.22
Platte	171	158	35	83	35	52	41	130	37.79
Sheridan	505	476	47	377	32	96	124	381	39.75
Sublette	97	87	13	61	10	26	20	77	39.65
Sweetwater	842	772	151	610	39	191	192	650	37.08
Teton	207	201	6	117	10	78	32	175	35.11
Uinta	293	254	50	208	14	69	70	223	35.85
Washakie	110	105	5	92	9	5	28	82	38.65
Weston	57	51	6	45	5	6	14	43	35.30

*4 Unknown Sex

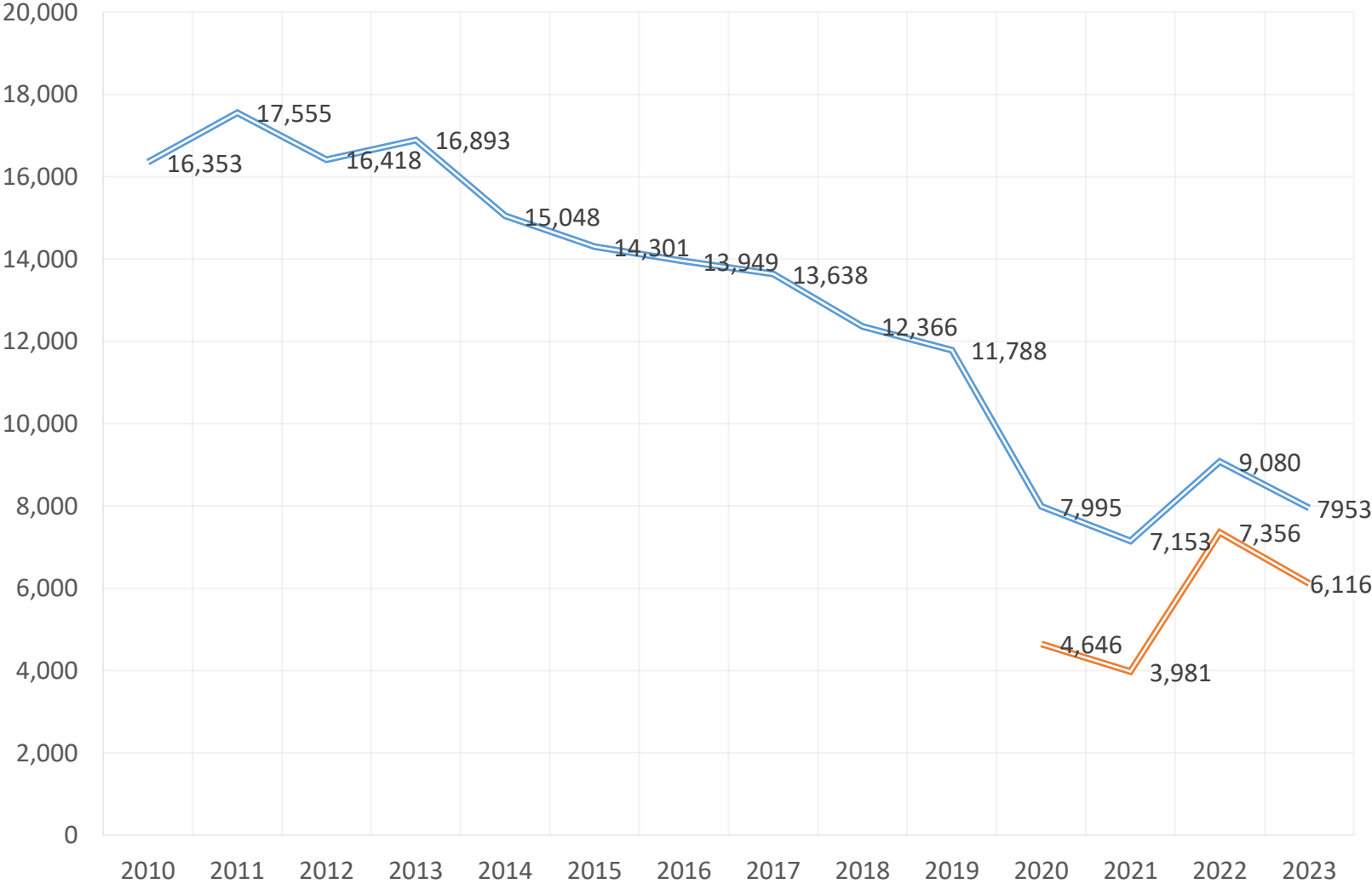
Percents by Department*

County	Total Offenses	Misdemeanor	Felony	Residency			Female	Male
				In County	In-State Visitor	Out of State		
Statewide	7953	89.80%	14.15%	76.94%	6.45%	14.69%	25.20%	74.75%
Albany	551	90.56%	12.89%	67.88%	10.53%	21.42%	21.05%	78.95%
Big Horn	84	80.95%	21.43%	82.14%	13.10%	4.76%	36.90%	63.10%
Campbell	305	84.92%	20.66%	79.67%	8.85%	11.48%	32.13%	67.87%
Carbon	435	85.52%	16.55%	67.13%	8.28%	23.22%	20.46%	79.54%
Converse	219	89.04%	15.98%	68.04%	16.44%	11.42%	26.48%	73.52%
Crook	83	85.54%	14.46%	51.81%	26.51%	21.69%	15.66%	84.34%
Fremont	1147	97.04%	4.80%	92.76%	1.39%	0.96%	29.99%	69.66%
Goshen	113	87.61%	13.27%	85.84%	3.54%	10.62%	19.47%	80.53%
Hot Springs	144	85.42%	16.67%	61.11%	21.53%	17.36%	27.08%	72.92%
Johnson	144	88.89%	16.67%	63.89%	13.89%	22.22%	22.92%	77.08%
Laramie	1724	85.67%	17.92%	82.54%	3.07%	11.08%	26.04%	73.96%
Lincoln	230	88.26%	18.26%	70.87%	8.70%	19.13%	24.78%	75.22%
Natrona	466	87.77%	14.59%	88.41%	4.94%	4.72%	28.11%	71.89%
Niobrara	17	82.35%	17.65%	64.71%	5.88%	29.41%	17.65%	82.35%
Park	9	88.89%	11.11%	66.67%	11.11%	22.22%		100.00%
Platte	171	92.40%	20.47%	48.54%	20.47%	30.41%	23.98%	76.02%
Sheridan	505	94.26%	9.31%	74.65%	6.34%	19.01%	24.55%	75.45%
Sublette	97	89.69%	13.40%	62.89%	10.31%	26.80%	20.62%	79.38%
Sweetwater	842	91.69%	17.93%	72.45%	4.63%	22.68%	22.80%	77.20%
Teton	207	97.10%	2.90%	56.52%	4.83%	37.68%	15.46%	84.54%
Uinta	293	86.69%	17.06%	70.99%	4.78%	23.55%	23.89%	76.11%
Washakie	110	95.45%	4.55%	83.64%	8.18%	4.55%	25.45%	74.55%
Weston	57	89.47%	10.53%	78.95%	8.77%	10.53%	24.56%	75.44%

* Total percents may not equal 100 due to lack of information, or a single arrest involving multiple crimes.

TOTAL NUMBER OF CUSTODIAL ARRESTS STATEWIDE

Field Arrests Warrant Arrests



Alcohol And Drug Involvement

Total Offenses

County Department	Total Offenses	Number Involving Alcohol	Percent Involving Alcohol	Number Involving Drugs	Percent Involving Drugs
Statewide	7953	4413	55.49%	1740	21.88%
Albany	551	349	63.34%	77	13.97%
Big Horn	84	40	47.62%	30	35.71%
Campbell	305	137	44.92%	71	23.28%
Carbon	435	148	34.02%	136	31.26%
Converse	219	106	48.40%	72	32.88%
Crook	83	49	59.04%	16	19.28%
Fremont	1147	881	76.81%	186	16.22%
Goshen	113	54	47.79%	16	14.16%
Hot Springs	144	85	59.03%	55	38.19%
Johnson	144	83	57.64%	45	31.25%
Laramie	1724	836	48.49%	380	22.04%
Lincoln	230	122	53.04%	62	26.96%
Natrona	466	159	34.12%	92	19.74%
Niobrara	17	16	94.12%	4	23.53%
Park	9	9	100.00%	1	11.11%
Platte	171	82	47.95%	50	29.24%
Sheridan	505	342	67.72%	88	17.43%
Sublette	97	61	62.89%	22	22.68%
Sweetwater	842	449	53.33%	214	25.42%
Teton	207	175	84.54%	23	11.11%
Uinta	293	143	48.81%	70	23.89%
Washakie	110	63	57.27%	18	16.36%
Weston	57	24	42.11%	12	21.05%

Misdemeanor Offenses

County Department	Misdemeanor Offenses	Number Involving Alcohol	Percent Involving Alcohol	Number Involving Drugs	Percent Involving Drugs
Statewide	7142	4290	60.07%	1446	20.25%
Albany	499	339	67.94%	68	13.63%
Big Horn	68	37	54.41%	19	27.94%
Campbell	259	132	50.97%	52	20.08%
Carbon	372	143	38.44%	98	26.34%
Converse	195	96	49.23%	59	30.26%
Crook	71	46	64.79%	11	15.49%
Fremont	1113	871	78.26%	171	15.36%
Goshen	99	53	53.54%	14	14.14%
Hot Springs	123	81	65.85%	42	34.15%
Johnson	128	83	64.84%	35	27.34%
Laramie	1477	803	54.37%	312	21.12%
Lincoln	203	119	58.62%	56	27.59%
Natrona	409	157	38.39%	77	18.83%
Niobrara	14	13	92.86%	4	28.57%
Park	8	8	100.00%	1	12.50%
Platte	158	82	51.90%	48	30.38%
Sheridan	476	339	71.22%	74	15.55%
Sublette	87	59	67.82%	17	19.54%
Sweetwater	772	440	56.99%	184	23.83%
Teton	201	171	85.07%	20	9.95%
Uinta	254	132	51.97%	57	22.44%
Washakie	105	62	59.05%	18	17.14%
Weston	51	24	47.06%	9	17.65%

Resisting Arrest

County Department	Resisting Arrest Offenses	Number Involving Alcohol	Percent Involving Alcohol	Number Involving Drugs	Percent Involving Drugs
Statewide	218	131	60.09%	50	22.94%
Albany	29	17	58.62%	4	13.79%
Big Horn	6	5	83.33%	1	16.67%
Campbell					
Carbon	2	1	50.00%	1	50.00%
Converse	2			2	100.00%
Crook					
Fremont	70	53	75.71%	12	17.14%
Goshen	2				
Hot Springs	5	2	40.00%	2	40.00%
Johnson	3	1	33.33%	1	33.33%
Laramie	67	30	44.78%	20	29.85%
Lincoln	4	2	50.00%	1	25.00%
Natrona	2	1	50.00%		
Niobrara					
Park					
Platte					
Sheridan					
Sublette					
Sweetwater	19	13	68.42%	3	15.79%
Teton					
Uinta	5	4	80.00%	3	60.00%
Washakie	2	2	100.00%		
Weston					

Felony Offenses

County Department	Felony Offenses	Number Involving Alcohol	Percent Involving Alcohol	Number Involving Drugs	Percent Involving Drugs
Statewide	1125	217	19.29%	459	40.80%
Albany	71	17	23.94%	13	18.31%
Big Horn	18	4	22.22%	11	61.11%
Campbell	63	7	11.11%	23	36.51%
Carbon	72	6	8.33%	46	63.89%
Converse	35	12	34.29%	22	62.86%
Crook	12	3	25.00%	5	41.67%
Fremont	55	18	32.73%	25	45.45%
Goshen	15	1	6.67%	3	20.00%
Hot Springs	24	6	25.00%	16	66.67%
Johnson	24	3	12.50%	16	66.67%
Laramie	309	57	18.45%	91	29.45%
Lincoln	42	9	21.43%	14	33.33%
Natrona	68	5	7.35%	21	30.88%
Niobrara	3	3	100.00%		
Park	1	1	100.00%		
Platte	35	4	11.43%	18	51.43%
Sheridan	47	7	14.89%	23	48.94%
Sublette	13	3	23.08%	6	46.15%
Sweetwater	151	31	20.53%	81	53.64%
Teton	6	4	66.67%	3	50.00%
Uinta	50	15	30.00%	19	38.00%
Washakie	5	1	20.00%		
Weston	6			3	50.00%

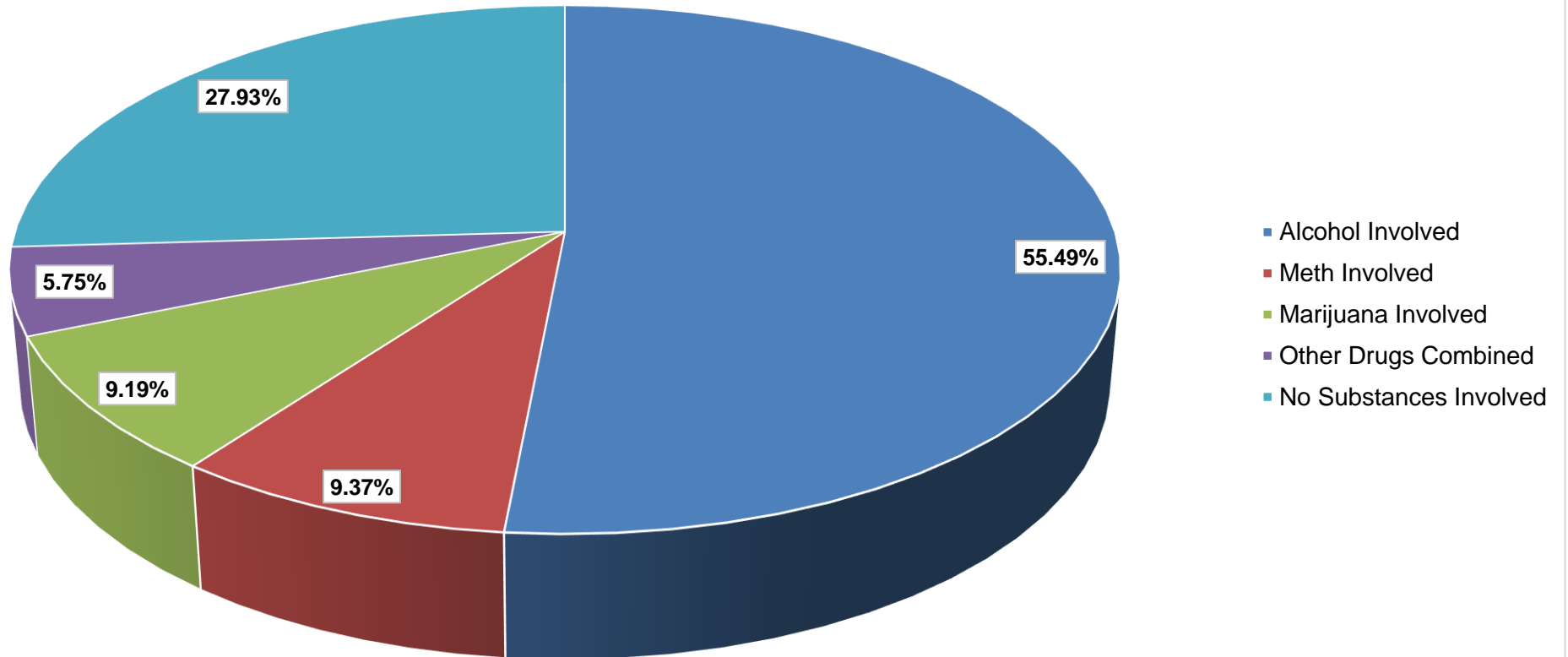
Domestic Violence

County Department	Domestic Violence Offenses	Number Involving Alcohol	Percent Involving Alcohol	Number Involving Drugs	Percent Involving Drugs
Statewide	649	318	49.00%	42	6.47%
Albany	27	14	51.85%	1	3.70%
Big Horn	7	3	42.86%		
Campbell	25	11	44.00%		
Carbon	32	11	34.38%	2	6.25%
Converse	11	8	72.73%		
Crook	7	1	14.29%		
Fremont	78	54	69.23%	5	6.41%
Goshen	9	6	66.67%		
Hot Springs	10	8	80.00%	2	20.00%
Johnson	10	6	60.00%		
Laramie	193	71	36.79%	15	7.77%
Lincoln	20	10	50.00%	1	5.00%
Natrona	41	16	39.02%	1	2.44%
Niobrara	1	1	100.00%		
Park					
Platte	19	7	36.84%	1	5.26%
Sheridan	24	14	58.33%		
Sublette	8	6	75.00%		
Sweetwater	64	41	64.06%	8	12.50%
Teton	5	3	60.00%		
Uinta	41	20	48.78%	5	12.20%
Washakie	12	5	41.67%	1	8.33%
Weston	5	2	40.00%		

Assault

County Department	Assault Offenses	Number Involving Alcohol	Percent Involving Alcohol	Number Involving Drugs	Percent Involving Drugs
Statewide	269	148	55.02%	28	10.41%
Albany	25	15	60.00%		
Big Horn	2				
Campbell	5	3	60.00%		
Carbon	17	4	23.53%	3	17.65%
Converse	5	3	60.00%	1	20.00%
Crook	6	3	50.00%	1	16.67%
Fremont	52	41	78.85%	6	11.54%
Goshen					
Hot Springs	3	1	33.33%	1	33.33%
Johnson	5	2	40.00%	1	20.00%
Laramie	79	38	48.10%	12	15.19%
Lincoln	4	3	75.00%		
Natrona	7	3	42.86%		
Niobrara	2	2	100.00%		
Park					
Platte	6	4	66.67%	1	16.67%
Sheridan	9	4	44.44%		
Sublette	4	3	75.00%		
Sweetwater	22	11	50.00%		
Teton	2	2	100.00%		
Uinta	10	4	40.00%	1	10.00%
Washakie	3	2	66.67%	1	33.33%
Weston	1				

Meth, Alcohol, and Other Drugs Involved Arrests



Percentages total more than 100% due to multi-involvement (polyuse) of substances involved.

Meth, Marijuana, Drugs & Public Intoxication

County Department	Total Offenses	Meth Involved	% Meth of Total	Marijuana Involved	% Marij. of Total	Drugs Involved	% Drugs of Total	Public Intox.	% PI of Total	Public Intox. Ave. BAC
Statewide	7953	745	9.37%	731	9.19%	1740	21.88%	1062	13.35%	0.2301
Albany	551	22	3.99%	47	8.53%	77	13.97%	62	11.25%	0.2430
Big Horn	84	15	17.86%	9	10.71%	30	35.71%	9	10.71%	0.1900
Campbell	305	39	12.79%	22	7.21%	71	23.28%	21	6.89%	
Carbon	435	63	14.48%	74	17.01%	136	31.26%	7	1.61%	0.2400
Converse	219	48	21.92%	30	13.70%	72	32.88%	7	3.20%	0.2267
Crook	83	9	10.84%	7	8.43%	16	19.28%			
Fremont	1147	77	6.71%	76	6.63%	186	16.22%	343	29.90%	0.2604
Goshen	113	7	6.19%	8	7.08%	16	14.16%	19	16.81%	0.2754
Hot Springs	144	38	26.39%	30	20.83%	55	38.19%	7	4.86%	0.1920
Johnson	144	19	13.19%	25	17.36%	45	31.25%	12	8.33%	0.2267
Laramie	1724	114	6.61%	125	7.25%	380	22.04%	264	15.31%	0.2180
Lincoln	230	15	6.52%	37	16.09%	62	26.96%	1	0.43%	0.3100
Natrona	466	64	13.73%	21	4.51%	92	19.74%	71	15.24%	0.2181
Niobrara	17	1	5.88%	3	17.65%	4	23.53%			
Park	9			1	11.11%	1	11.11%			
Platte	171	19	11.11%	30	17.54%	50	29.24%	1	0.58%	0.1900
Sheridan	505	32	6.34%	27	5.35%	88	17.43%	66	13.07%	0.1622
Sublette	97	8	8.25%	15	15.46%	22	22.68%	1	1.03%	
Sweetwater	842	117	13.90%	91	10.81%	214	25.42%	112	13.30%	0.1966
Teton	207	4	1.93%	11	5.31%	23	11.11%	27	13.04%	0.2318
Uinta	293	23	7.85%	25	8.53%	70	23.89%	24	8.19%	0.2117
Washakie	110	7	6.36%	8	7.27%	18	16.36%	7	6.36%	0.2000
Weston	57	4	7.02%	9	15.79%	12	21.05%	1	1.75%	

2023 Substance Demographics

Alcohol

													Traffic					
	Total Offenses	Alcohol Involved	Male	% Male Alcohol Involved	Female	% Female Alcohol Involved	DUI	DUI Alcohol involved	Male	% Male Alcohol Involved	Female	% Female Alcohol Involved	Traffic Crashes	Crashes-Alcohol Involved	Male	% Male Alcohol Involved	Female	% Female Alcohol Involved
Statewide	7953	4413	3422	77.5%	988	22.4%	2582	2262	1772	78.3%	489	21.6%	390	304	227	74.7%	76	25.0%
17 and Under	116	54	32	59.3%	22	40.7%	11	8	7	0.4%	1	0.2%	6	1	1	0.4%		
18-25	1549	871	668	76.7%	201	23.1%	528	474	383	21.6%	90	18.4%	69	53	41	18.1%	11	14.5%
26-35	2354	1282	999	77.9%	283	22.1%	754	669	525	29.6%	144	29.4%	108	88	65	28.6%	23	30.3%
36-45	2051	1067	799	74.9%	267	25.0%	610	518	371	20.9%	147	30.1%	101	77	55	24.2%	22	28.9%
46 and above	1883	1139	924	81.1%	215	18.9%	679	593	486	27.4%	107	21.9%	106	85	65	20.0%	20	26.3%
Unknown Age																		

Marijuana

													Traffic					
	Total Offenses	Marijuana Involved	Male	% Male Marijuana Involved	Female	% Female Marijuana Involved	DUI	DUI Marijuana involved	Male	% Male Marijuana Involved	Female	% Female Marijuana Involved	Traffic Crashes	Crashes-Marijuana Involved	Male	% Male Marijuana Involved	Female	% Female Marijuana Involved
Statewide	7953	731	524	71.7%	207	28.3%	2582	273	203	74.4%	70	25.6%	390	46	32	69.6%	14	30.4%
17 and Under	116	13	10	1.9%	3	1.4%	11	3	3	100.0%			6	1	1	3.1%		
18-25	1549	171	127	24.2%	44	21.3%	528	74	60	81.1%	14	20.0%	69	11	8	25.0%	3	21.4%
26-35	2354	230	156	29.8%	74	35.7%	754	86	59	29.1%	27	38.6%	108	15	10	31.3%	5	35.7%
36-45	2051	182	125	23.9%	57	27.5%	610	65	45	22.2%	20	28.6%	101	11	6	18.8%	5	35.7%
46 and above	1883	135	106	20.2%	29	14.0%	679	45	36	17.7%	9	12.9%	106	8	7	21.9%	1	7.1%
Unknown Age																		

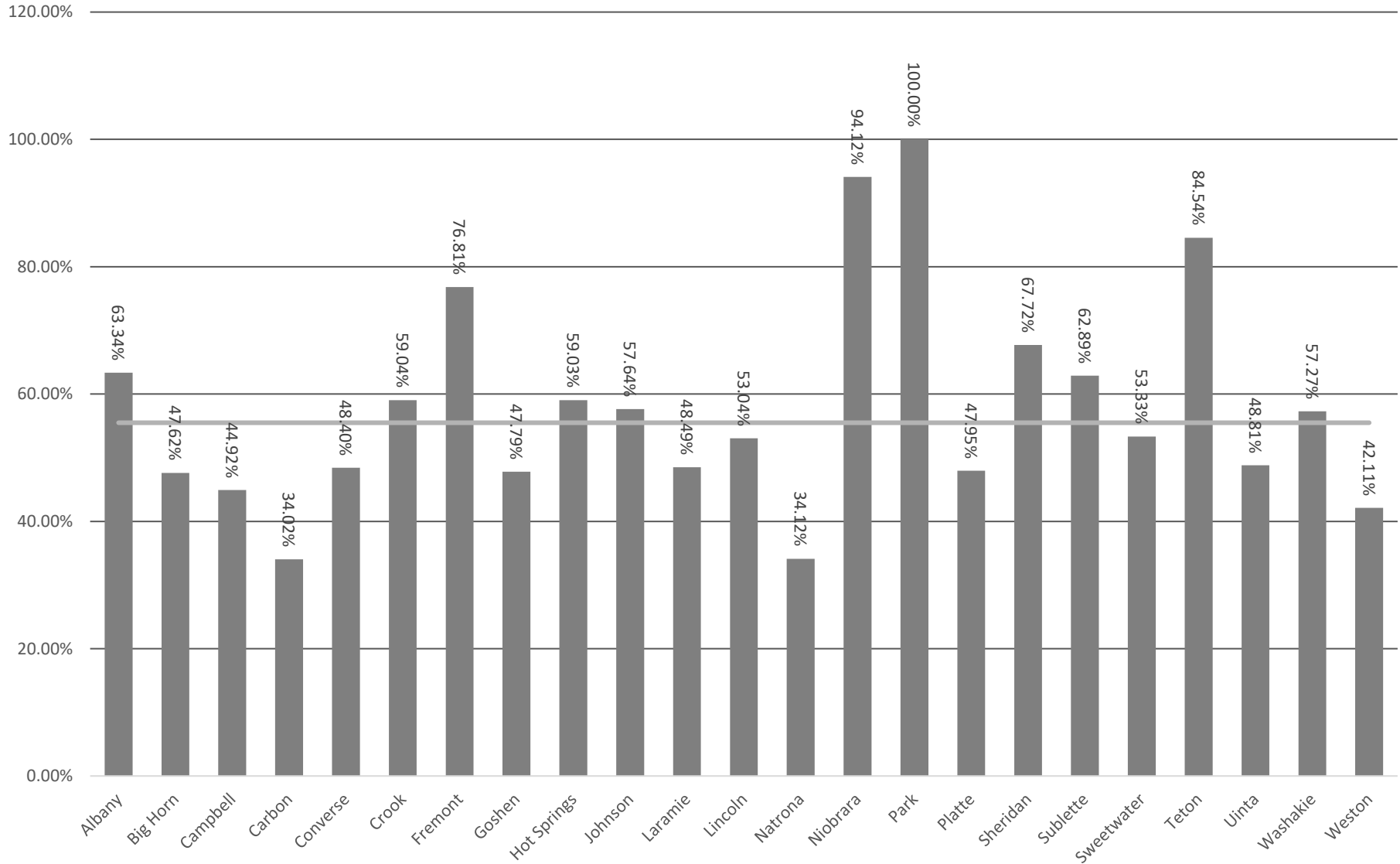
Methamphetamine

													Traffic					
	Total Offenses	Meth Involved	Male	% Male Meth Involved	Female	% Female Meth Involved	DUI	DUI Meth involved	Male	% Male Meth Involved	Female	% Female Meth Involved	Traffic Crashes	Crashes-Meth Involved	Male	% Male Meth Involved	Female	% Female Meth Involved
Statewide	7953	745	463	62.1%	280	37.6%	2582	104	71	68.3%	33	31.7%	390	18	13	72.2%	5	27.8%
17 and Under	116	5	4	0.9%	1	20.0%	11	3	3	100.0%			6	1	1	7.7%		
18-25	1549	96	53	11.4%	42	43.8%	528	10	7	9.9%	3	9.1%	69	2	2	15.4%		
26-35	2354	247	141	30.5%	106	42.9%	754	29	18	25.4%	11	33.3%	108	3	2	15.4%	1	20.0%
36-45	2051	246	159	34.3%	86	35.0%	610	41	27	38.0%	14	42.4%	101	7	4	30.8%	3	60.0%
46 and above	1883	151	106	22.9%	45	29.8%	679	21	16	22.5%	5	15.2%	106	5	4	30.8%	1	20.0%
Unknown																		

Note: Total male and female offenses will not equal total offenses in categories that include individual offenses where gender was unknown or not specified.

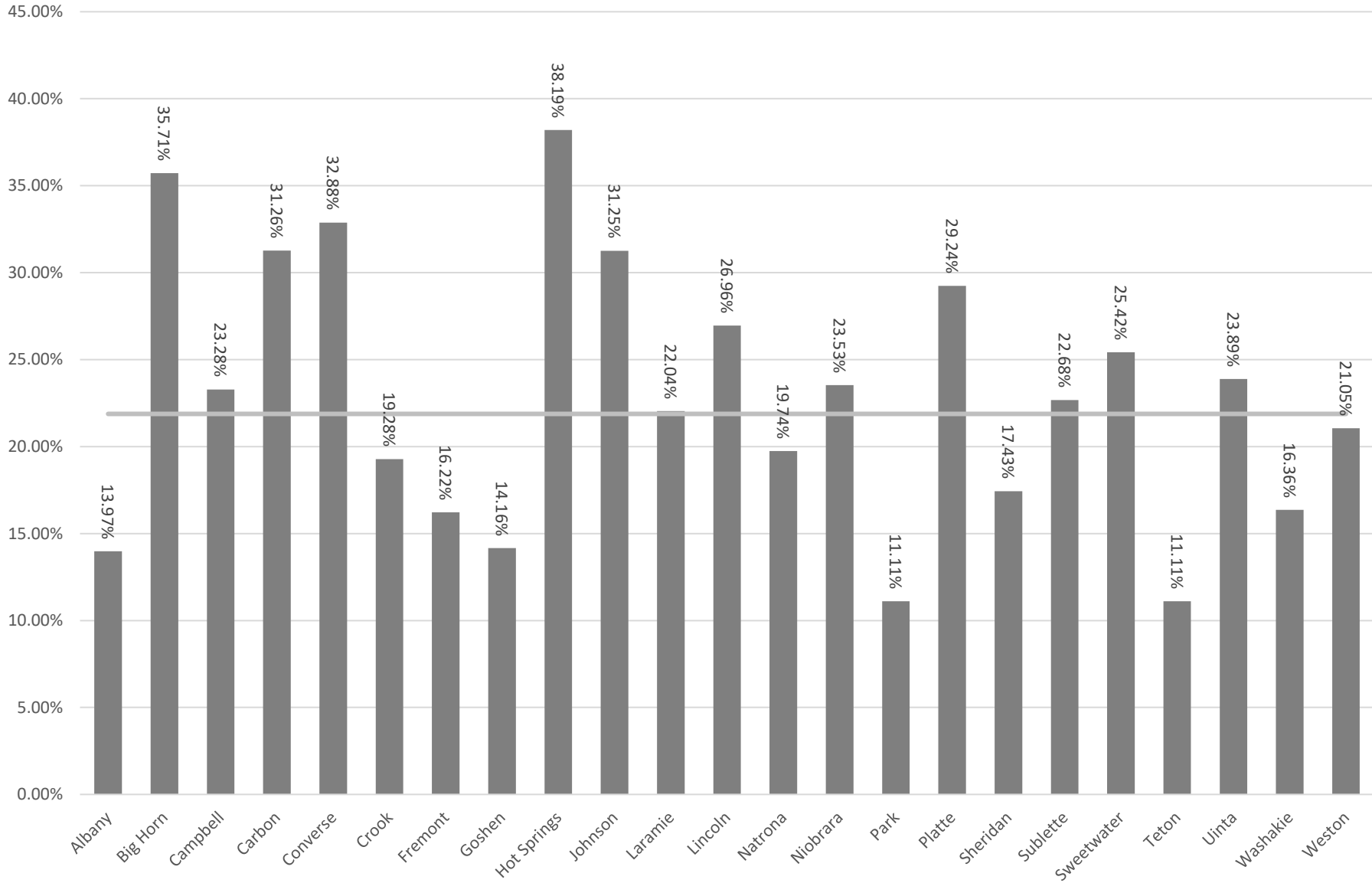
Alcohol Involved Arrests as a Percentage of All Arrests by County

(Bold line indicates statewide percent - 55.49%)



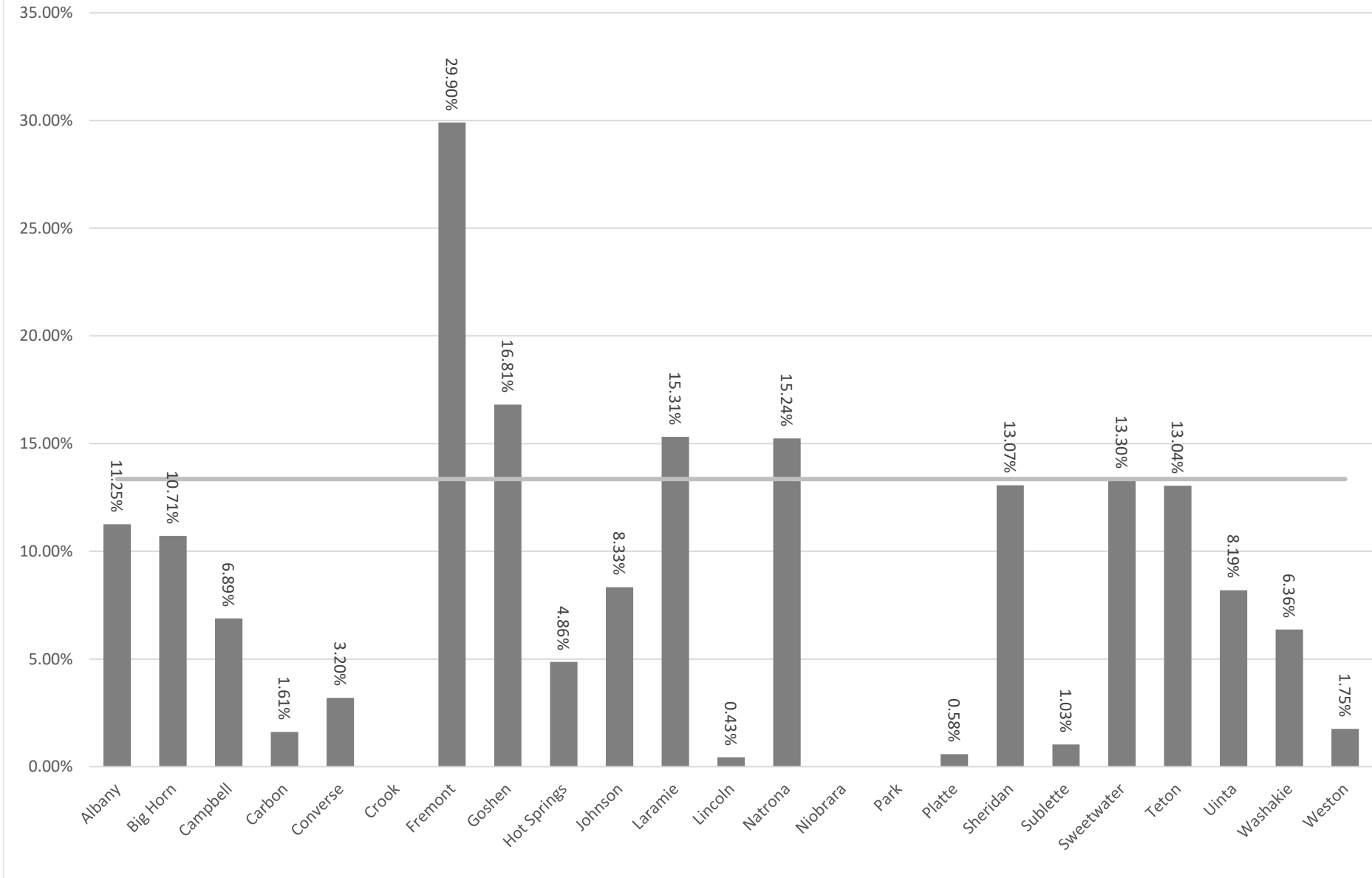
Other Drugs Involved as a Percentage of All Arrests by County

(Bold line indicates statewide percent - 21.88%)



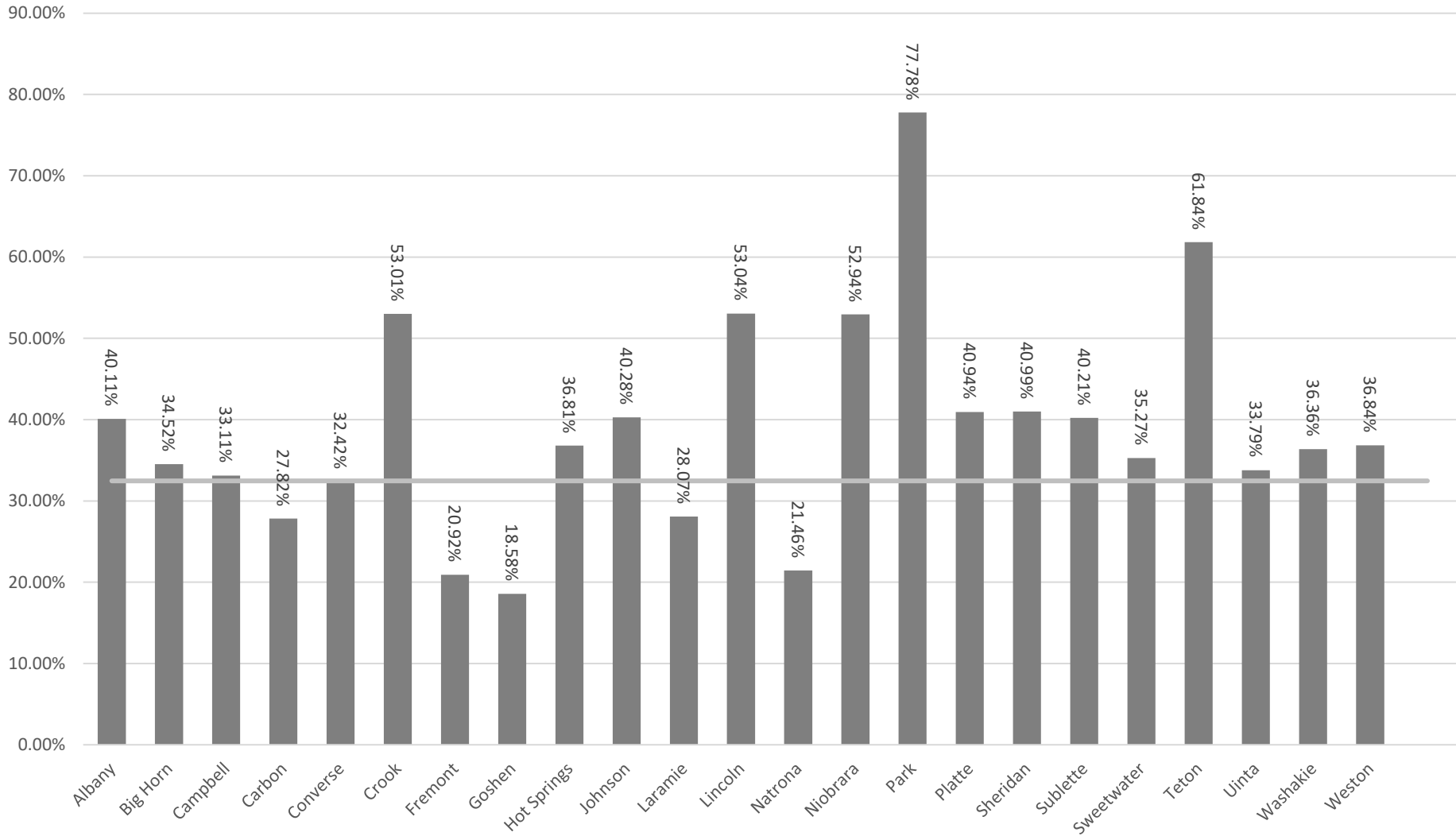
Public Intoxication Arrests as a Percentage of All Arrests by County

(Bold Line indicates statewide percent - 13.35%)



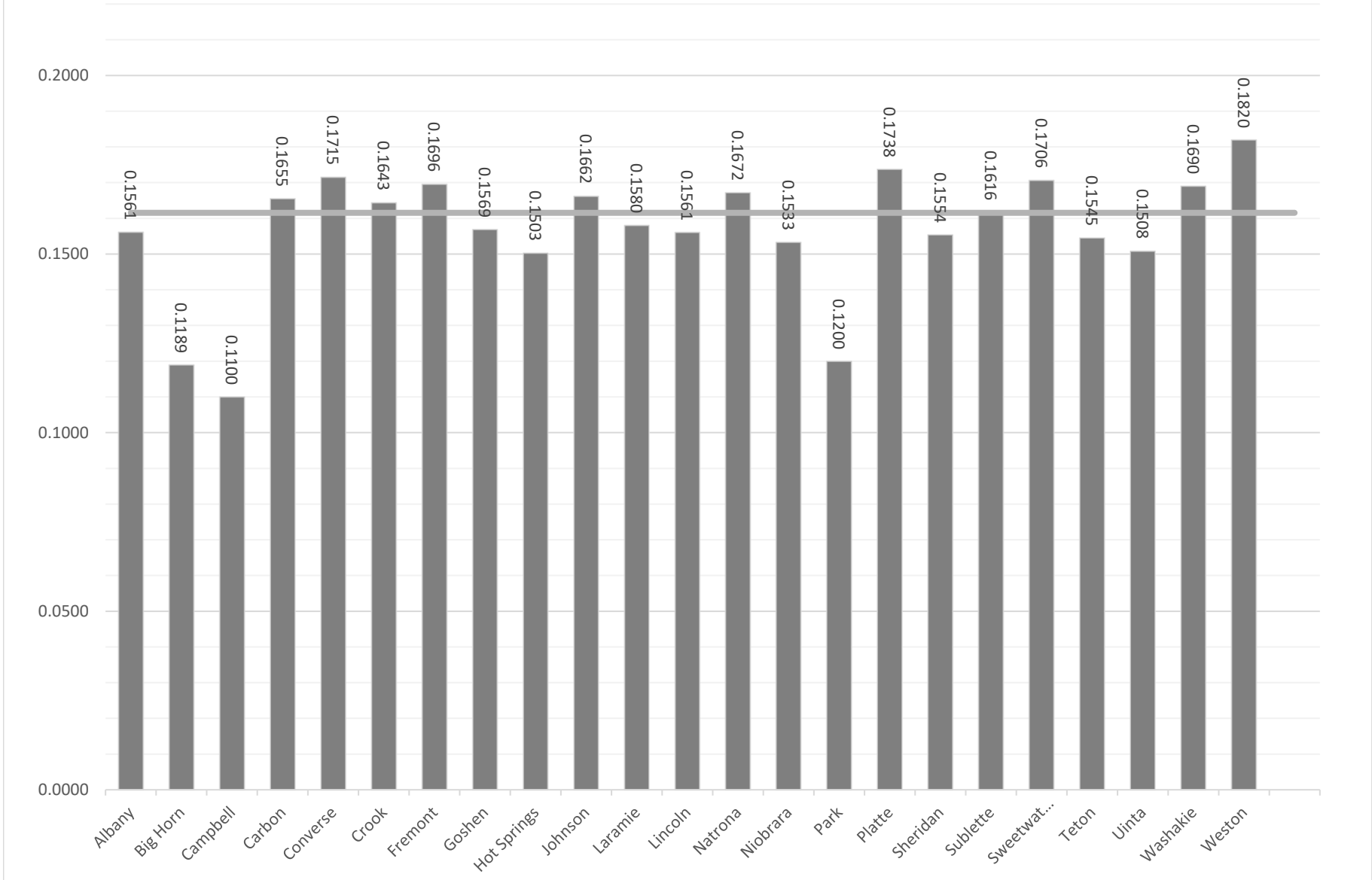
DUI Arrests as a Percentage of All Arrests by County

(Bold line indicates statewide percent - 32.47%)



Average DUI BAC

(Bold line indicates statewide average - .1616)



DUI Arrests

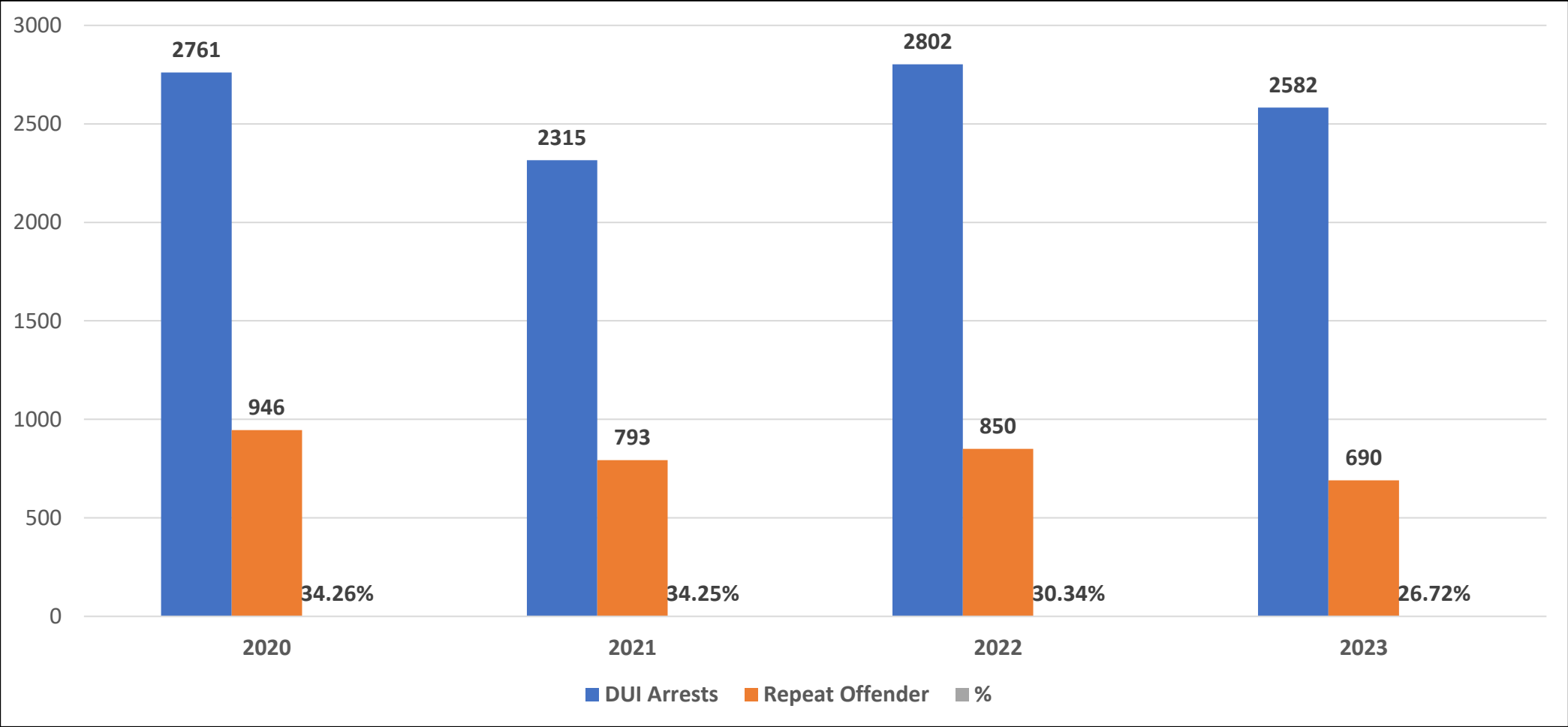
County Department	Total Offenses	DUI Offenses	% DUI of Total	Average BAC	DUI Involving Drugs	% DUI Involving Drugs
Statewide	7953	2582	32.47%	0.1616	499	19.33%
Albany	551	221	40.11%	0.1561	39	17.65%
Big Horn	84	29	34.52%	0.1189	4	13.79%
Campbell	305	101	33.11%	0.1100	9	8.91%
Carbon	435	121	27.82%	0.1655	38	31.40%
Converse	219	71	32.42%	0.1715	17	23.94%
Crook	83	44	53.01%	0.1643	7	15.91%
Fremont	1147	240	20.92%	0.1696	45	18.75%
Goshen	113	21	18.58%	0.1569		
Hot Springs	144	53	36.81%	0.1503	13	24.53%
Johnson	144	58	40.28%	0.1662	16	27.59%
Laramie	1724	484	28.07%	0.1580	122	25.21%
Lincoln	230	122	53.04%	0.1561	32	26.23%
Natrona	466	100	21.46%	0.1672	9	9.00%
Niobrara	17	9	52.94%	0.1533	3	33.33%
Park	9	7	77.78%	0.1200	1	14.29%
Platte	171	70	40.94%	0.1738	15	21.43%
Sheridan	505	207	40.99%	0.1554	26	12.56%
Sublette	97	39	40.21%	0.1616	6	15.38%
Sweetwater	842	297	35.27%	0.1706	49	16.50%
Teton	207	128	61.84%	0.1545	10	7.81%
Uinta	293	99	33.79%	0.1508	29	29.29%
Washakie	110	40	36.36%	0.1690	4	10.00%
Weston	57	21	36.84%	0.1820	5	23.81%

Note: Cheyenne PD officers have the option to cite and release persons arrested for DUI for a first offense when the arrestee's vehicle has been impounded.

Traffic Crashes

County Department	Total Offenses	Alcohol Involved	% Alcohol Involved	Average of BAC	Drugs Involved	% Drugs Involved
Statewide	390	304	77.95%	0.1710	82	21.03%
Albany	18	14	77.78%	0.1480	2	11.11%
Big Horn	7	6	85.71%	0.0960	1	14.29%
Campbell	10	9	90.00%		1	10.00%
Carbon	15	5	33.33%	0.1540	7	46.67%
Converse	17	14	82.35%	0.2000	2	11.76%
Crook	12	11	91.67%	0.1500		
Fremont	22	21	95.45%	0.1714	3	13.64%
Goshen	4	2	50.00%	0.1800	1	25.00%
Hot Springs	6	6	100.00%	0.1900	1	16.67%
Johnson	5	5	100.00%	0.1575	1	20.00%
Laramie	53	32	60.38%	0.1788	11	20.75%
Lincoln	16	13	81.25%	0.2000	3	18.75%
Natrona	17	16	94.12%	0.1714	2	11.76%
Niobrara	6	6	100.00%	0.1433	3	50.00%
Park	2	2	100.00%	0.1250		
Platte	11	10	90.91%	0.1375	2	18.18%
Sheridan	24	20	83.33%	0.1690	6	25.00%
Sublette	11	9	81.82%	0.1957	2	18.18%
Sweetwater	91	68	74.73%	0.1875	22	24.18%
Teton	7	7	100.00%	0.1057	1	14.29%
Uinta	25	18	72.00%	0.1463	9	36.00%
Washakie	6	6	100.00%	0.2060		
Weston	5	4	80.00%	0.1100	2	40.00%

DUI Arrests/Repeat Offenders



Marijuana Involvement-DUI and Traffic Crashes

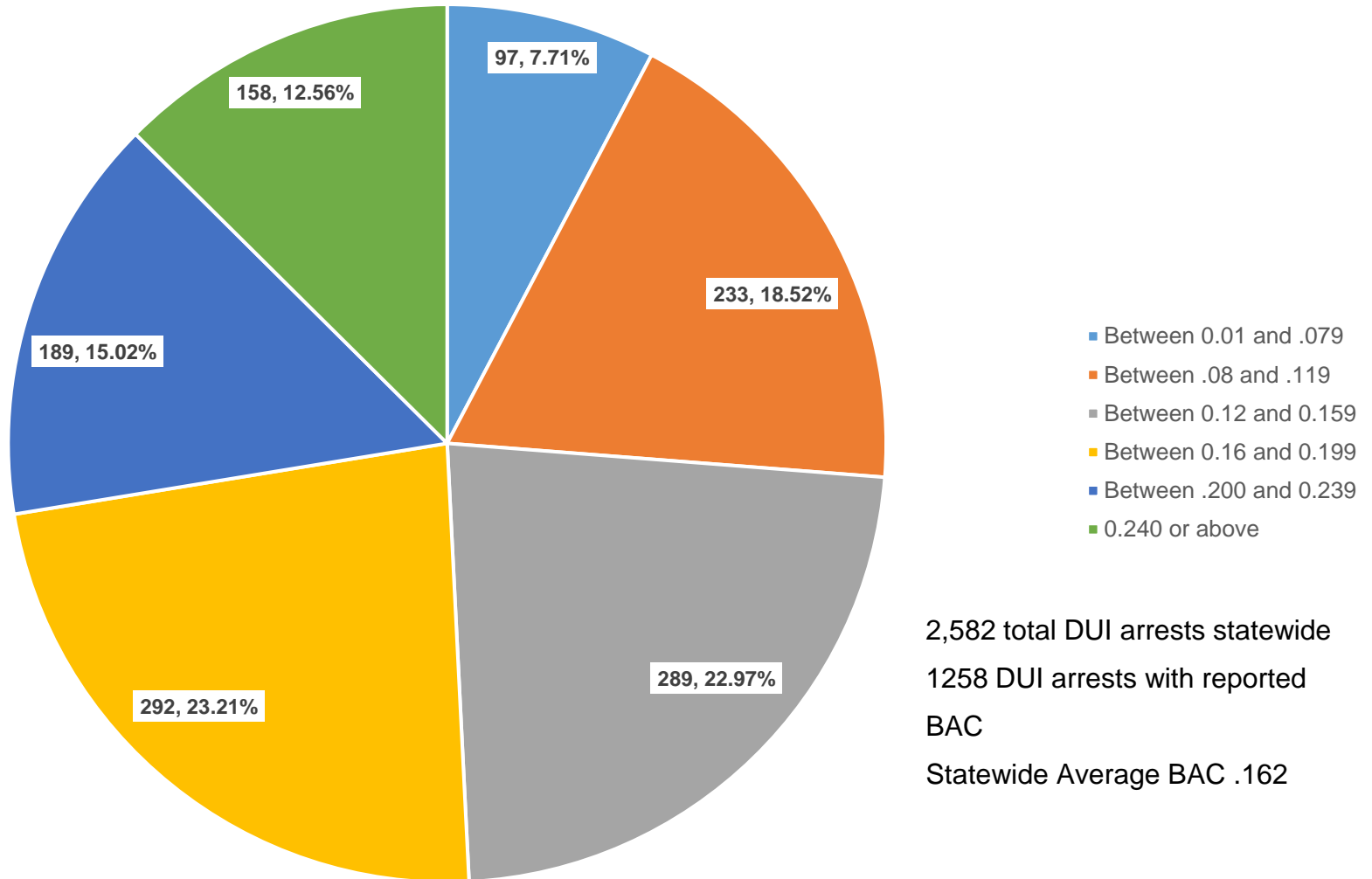
County Department	Total Offenses	Marijuana Involved	% Marij. of Total	DUI	DUI-Marij Involved	% of Total DUI with Marijuana Involved	Traffic Crashes	Traffic Crashes- Marijuana Involved	% of Total Traffic Crashes with Marijuana Involved
Statewide	7953	731	9.19%	2582	273	10.57%	390	46	11.79%
Albany	551	47	8.53%	221	28	12.67%	18	1	5.56%
Big Horn	84	9	10.71%	29	3	10.34%	7		
Campbell	305	22	7.21%	101	1	0.99%	10		
Carbon	435	74	17.01%	121	25	20.66%	15	4	26.67%
Converse	219	30	13.70%	71	6	8.45%	17		
Crook	83	7	8.43%	44	3	6.82%	12		
Fremont	1147	76	6.63%	240	27	11.25%	22	2	9.09%
Goshen	113	8	7.08%	21			4		
Hot Springs	144	30	20.83%	53	4	7.55%	6		
Johnson	144	25	17.36%	58	8	13.79%	5		
Laramie	1724	125	7.25%	484	72	14.88%	53	5	9.43%
Lincoln	230	37	16.09%	122	18	14.75%	16	3	18.75%
Natrona	466	21	4.51%	100	3	3.00%	17	1	5.88%
Niobrara	17	3	17.65%	9	3	33.33%	6	3	50.00%
Park	9	1	11.11%	7	1	14.29%	2		
Platte	171	30	17.54%	70	10	14.29%	11	2	18.18%
Sheridan	505	27	5.35%	207	13	6.28%	24	4	16.67%
Sublette	97	15	15.46%	39	5	12.82%	11	2	18.18%
Sweetwater	842	91	10.81%	297	24	8.08%	91	14	15.38%
Teton	207	11	5.31%	128	5	3.91%	7	1	14.29%
Uinta	293	25	8.53%	99	8	8.08%	25	3	12.00%
Washakie	110	8	7.27%	40	2	5.00%	6		
Weston	57	9	15.79%	21	4	19.05%	5	1	20.00%

Methamphetamine Involvement-DUI and Traffic Crashes

County Department	Total Offenses	Meth Involved	% Meth of Total	DUI	DUI-Meth Involved	% of Total DUI with Meth Involved	Traffic Crashes	Traffic Crashes-Meth Involved	% of Total Traffic Crashes with Meth Involved
Statewide	7953	745	9.37%	2582	104	4.03%	390	18	4.62%
Albany	551	22	3.99%	221	5	2.26%	18		
Big Horn	84	15	17.86%	29	2	6.90%	7	1	14.29%
Campbell	305	39	12.79%	101	3	2.97%	10		
Carbon	435	63	14.48%	121	6	4.96%	15	2	13.33%
Converse	219	48	21.92%	71	5	7.04%	17	2	11.76%
Crook	83	9	10.84%	44	4	9.09%	12		
Fremont	1147	77	6.71%	240	10	4.17%	22		
Goshen	113	7	6.19%	21			4		
Hot Springs	144	38	26.39%	53	6	11.32%	6		
Johnson	144	19	13.19%	58	3	5.17%	5	1	20.00%
Laramie	1724	114	6.61%	484	22	4.55%	53	1	1.89%
Lincoln	230	15	6.52%	122	2	1.64%	16		
Natrona	466	64	13.73%	100	3	3.00%	17	1	5.88%
Niobrara	17	1	5.88%	9			6		
Park	9			7			2		
Platte	171	19	11.11%	70	2	2.86%	11		
Sheridan	505	32	6.34%	207	2	0.97%	24	1	4.17%
Sublette	97	8	8.25%	39	2	5.13%	11	1	9.09%
Sweetwater	842	117	13.90%	297	12	4.04%	91	3	3.30%
Teton	207	4	1.93%	128			7		
Uinta	293	23	7.85%	99	12	12.12%	25	4	16.00%
Washakie	110	7	6.36%	40	1	2.50%	6		
Weston	57	4	7.02%	21	2	9.52%	5	1	20.00%

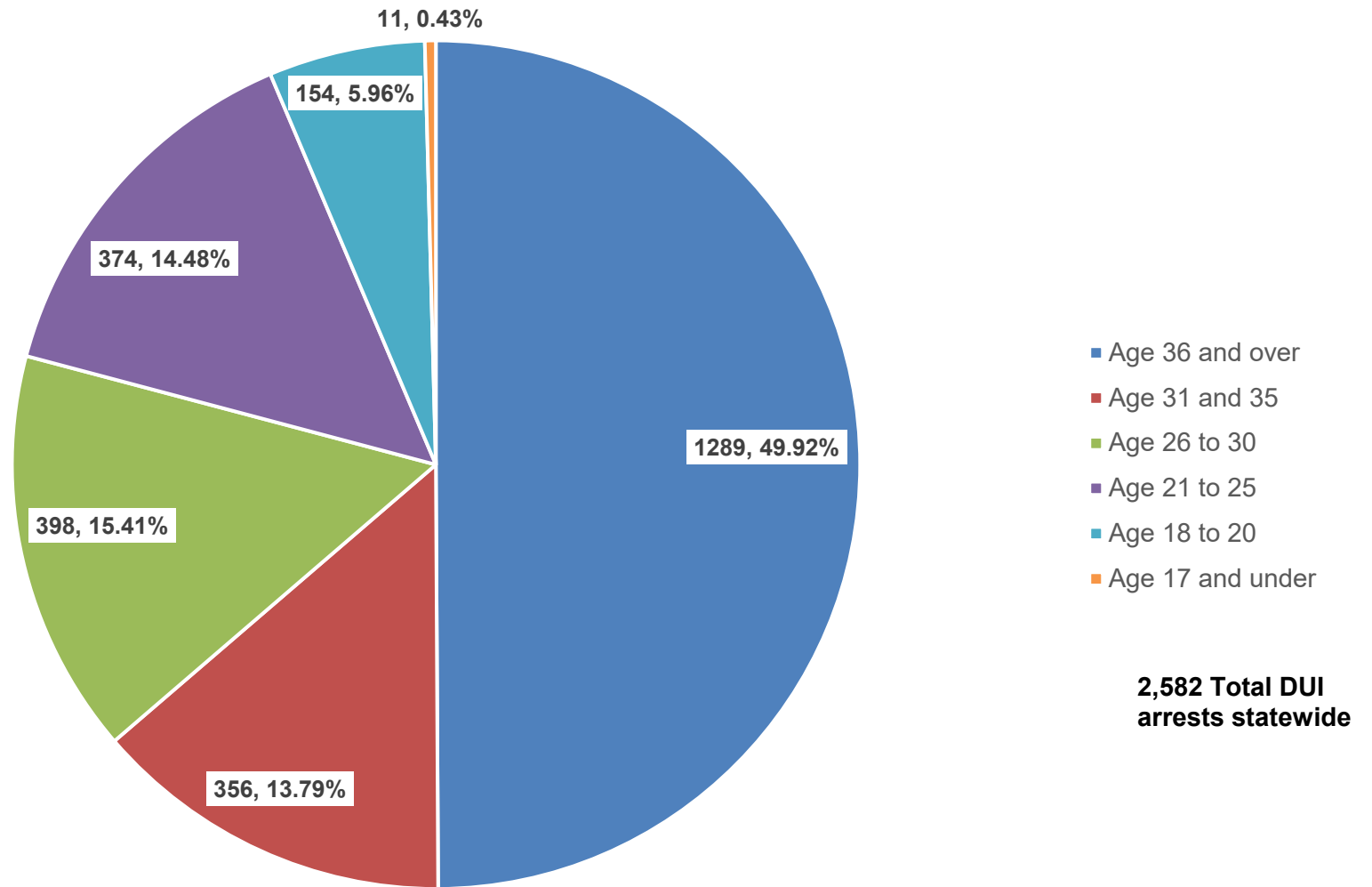
DUI Arrests with Reported BAC in Each Range

Number of DUI arrests with BAC in each Range



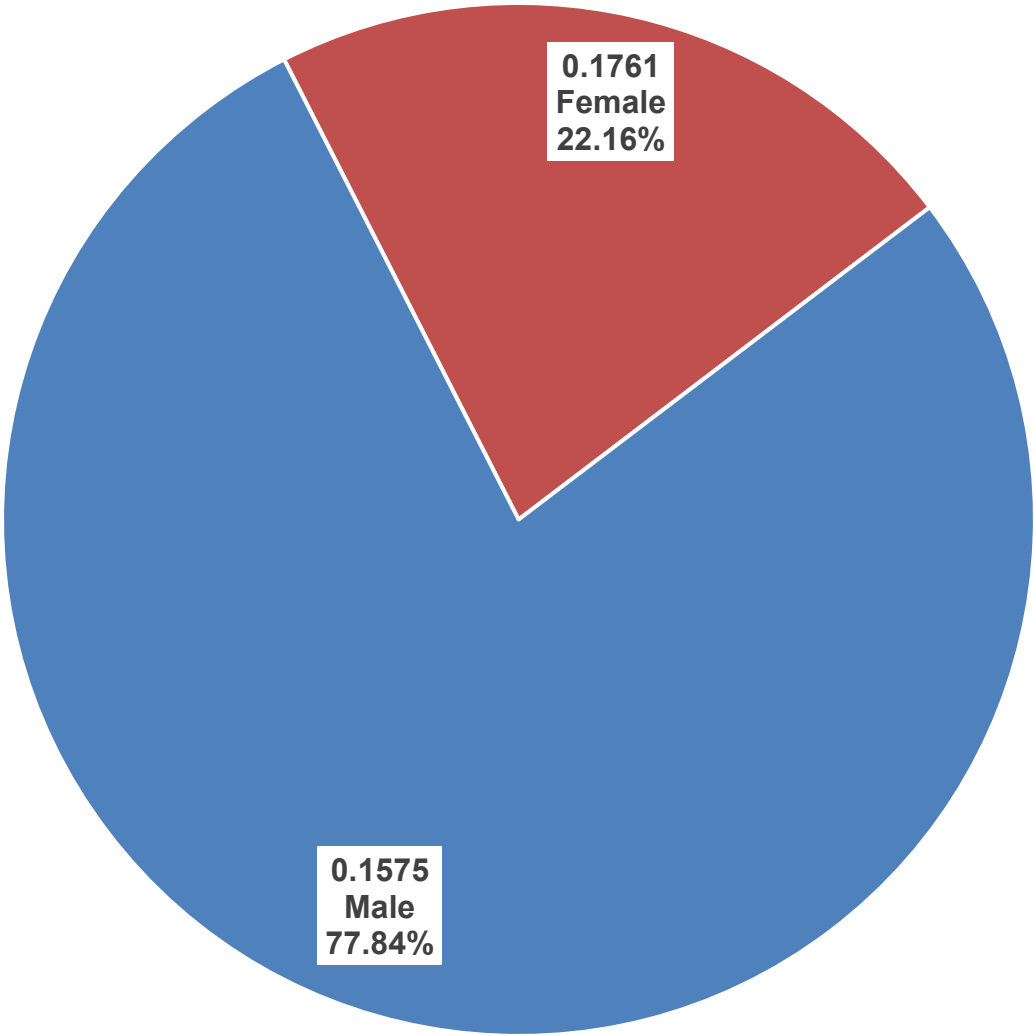
Given: Number of DUI arrests in range, percent of DUI arrests with BAC reported

DUI Arrests by Age



Given: Number of DUI arrests in range, percent of all DUI arrests

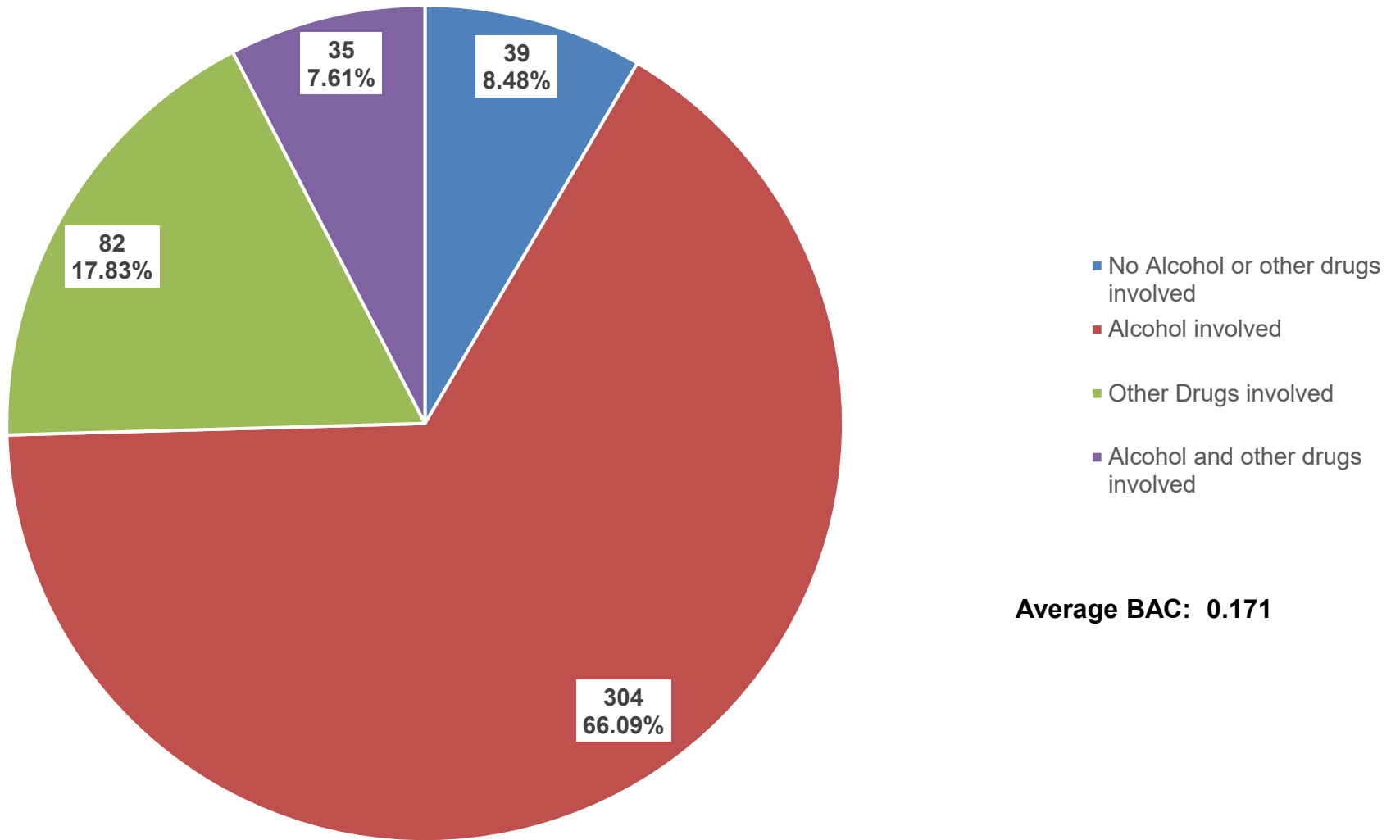
DUI BAC by Gender



- Female
- Male

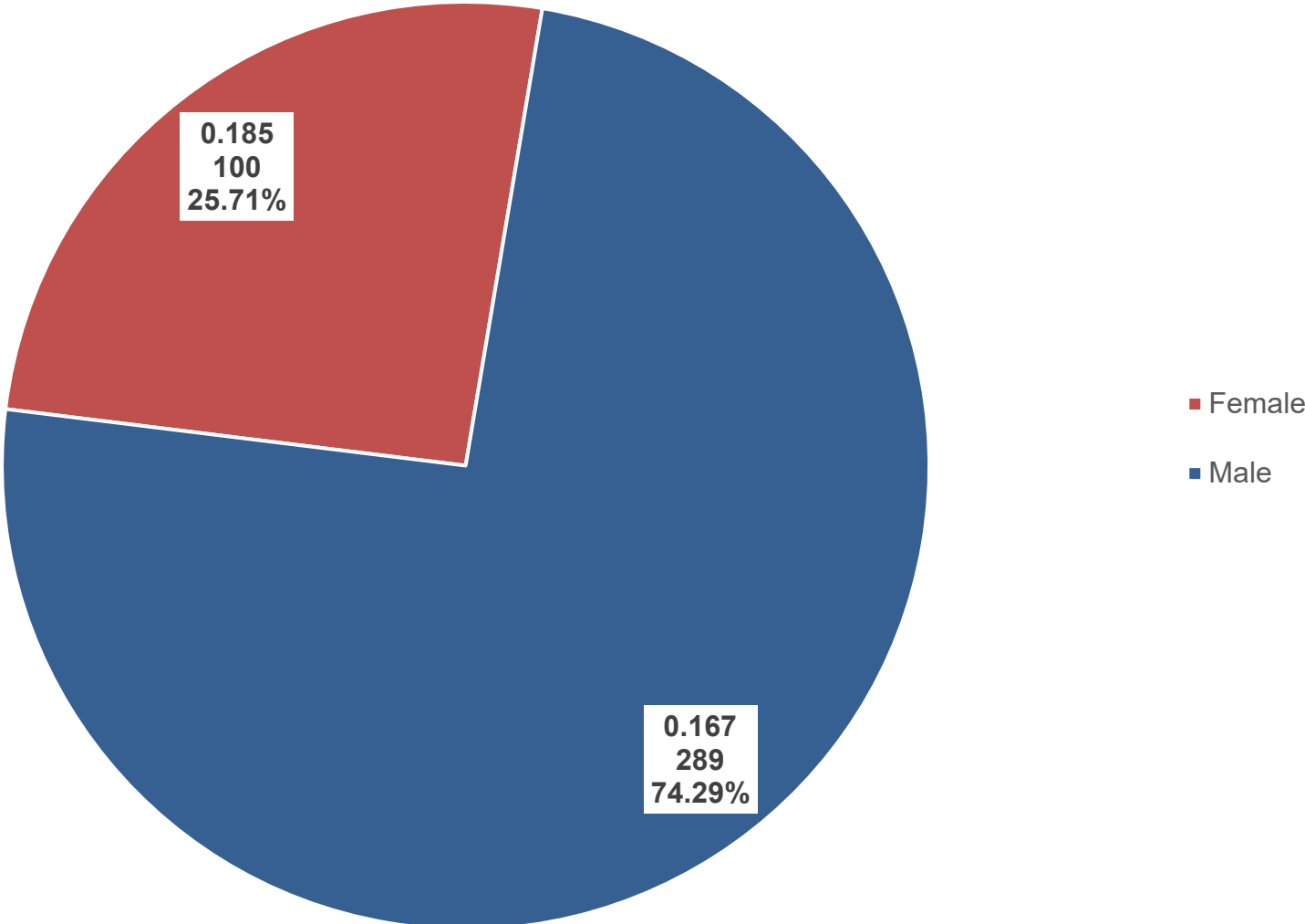
Given:
Number of Arrests
% of total DUI's Average
DUI BAC

Traffic Crashes - Alcohol Involved



Given: Number of traffic crashes, percentages of all traffic crashes

Traffic Crashes by Gender



Given: Number of crashes Average BAC

Location of Alcohol Consumption and Point of Sale by Department

County Department	Alcohol Involved	Location of Consumption					Point of Sale					
		Home	Bar	Private Party	Public Event	Vehicle	No Response	Home	Retail Liquor	Private Party	Public Event	No Response
Statewide Totals	4413	68	587	15	40	162	3010	324	534	52	26	3565
Albany	349	1	16	1		3	29	4	15	2		32
Bighorn	40		10		1	2	18	2	2		1	18
Campbell	137	3	23				166	15	14			189
Carbon	148	5	28	3		25	34	12	20	6		72
Converse	106	3	29			5	71	21	29	2		114
Crook	49	1	4	3	3	4	20	4	5	4	3	35
Fremont	881	8	29			24	738	17	27	4		760
Goshen	54		11				39	6	11			47
Hot Springs	85	2	24		4	1	22	4	21	1	2	37
Johnson	83		13			4	35	6	13	1		58
Laramie	836	25	112	2	12	36	487	63	90	14	8	590
Lincoln	122	12	26		2	5	96	16	27	1	4	127
Natrona	159		29		2		198	28	23	5	2	250
Niobrara	16		4			1	8	1	4			12
Park	9		1				3	1	1			4
Platte	82		9		1	2	11		6			15
Sheridan	342	4	49	2	4	13	265	69	49	4	1	345
Sublette	61		23	1	1		17	10	22	1		26
Sweetwater	449	1	86	2	9	25	430	2	81	3	4	460
Teton	175		26	1			144	7	29	3		150
Uinta	143	2	21		1	9	125	28	35	1	1	147
Washakie	63		6			2	50	3	5			67
Weston	24	1	8			1	4	5	5			10

**Statewide Juvenile Arrests
January 1, 2023 - December 31, 2023**

Numbers by Department

County Department	Total Offenses	Misde-meanor	Felony	Domestic Violence	Resisting Arrest	Assault	Public Intox	Alcohol Involved	Drugs Involved
Statewide	116	99	25	3	9	15	1	54	17
Albany	3	2	1		1				1
Big Horn									
Campbell									
Carbon	11	10	1	2		1		3	
Converse									
Crook									
Fremont	67	61	11	1	7	8	1	47	9
Goshen	3	2	1					1	
Hot Springs									
Johnson									
Laramie	1	1						1	
Lincoln									
Natrona	5	4	1			1		1	1
Niobrara									
Park									
Platte	1		1						
Sheridan									
Sublette									
Sweetwater	24	18	9		1	5			5
Teton									
Uinta									
Washakie	1	1						1	1
Weston									

Percent by Department*

County Department	Total Offenses	Misde-meanor	Felony	Domestic Violence	Resisting Arrest	Assault	Public Intox	Alcohol Involved	Drugs Involved
Statewide	116	85.34%	21.55%	2.59%	7.76%	12.93%	0.86%	46.55%	14.66%
Albany	3	66.67%	33.33%		33.33%				33.33%
Big Horn									
Campbell									
Carbon	11	90.91%	9.09%	18.18%		9.09%		27.27%	
Converse									
Crook									
Fremont	67	91.04%	16.42%	1.49%	10.45%	11.94%	1.49%	70.15%	13.43%
Goshen	3	66.67%	33.33%					33.33%	
Hot Springs									
Johnson									
Laramie	1	100.00%						100.00%	
Lincoln									
Natrona	5	80.00%	20.00%			20.00%		20.00%	20.00%
Niobrara									
Park									
Platte	1		100.00%						
Sheridan									
Sublette									
Sweetwater	24	75.00%	37.50%		4.17%	20.83%			20.83%
Teton									
Uinta									
Washakie	1	100.00%						100.00%	100.00%
Weston									

* Total percent may not equal 100 due to lack of information, or a single arrest involving multiple crimes.

**Statewide Juvenile Arrests
January 1, 2023 - December 31, 2023**

Numbers By Department

County Department	Total Offenses	Misdemeanor	Felony	Residency			Female	Male	Average Age
				In County	In State Visitor	Out of State			
Statewide	116	99	25	108	3	5	38	78	15.66
Albany	3	2	1	2	1		1	2	17.00
Big Horn									
Campbell									
Carbon	11	10	1	11			3	8	16.55
Converse									
Crook									
Fremont	67	61	11	67			26	41	15.54
Goshen	3	2	1	3			1	2	15.33
Hot Springs									
Johnson									
Laramie	1	1				1		1	11.00
Lincoln									
Natrona	5	4	1	5			3	2	15.80
Niobrara									
Park									
Platte	1		1	1				1	17.00
Sheridan									
Sublette									
Sweetwater	24	18	9	18	2	4	3	21	15.54
Teton									
Uinta									
Washakie	1	1		1			1		17.00
Weston									

Percent By Department*

County Department	Total Offenses	Misdemeanor	Felony	Residency			Female	Male
				In County	In State Visitor	Out of State		
Statewide	116	85.34%	21.55%	93.10%	2.59%	4.31%	32.76%	67.24%
Albany	3	66.67%	33.33%	66.67%	33.33%		33.33%	66.67%
Big Horn								
Campbell								
Carbon	11	90.91%	9.09%	100.00%			27.27%	72.73%
Converse								
Crook								
Fremont	67	91.04%	16.42%	100.00%			38.81%	61.19%
Goshen	3	66.67%	33.33%	100.00%			33.33%	66.67%
Hot Springs								
Johnson								
Laramie	1	100.00%				100.00%		100.00%
Lincoln								
Natrona	5	80.00%	20.00%	100.00%			60.00%	40.00%
Niobrara								
Park								
Platte	1		100.00%	100.00%				100.00%
Sheridan								
Sublette								
Sweetwater	24	75.00%	37.50%	75.00%	8.33%	16.67%	12.50%	87.50%
Teton								
Uinta								
Washakie	1	100.00%		100.00%			100.00%	
Weston								

* Total percent may not equal 100 due to lack of information, or a single arrest involving multiple crimes.

Statewide Juvenile Arrests
January 1, 2023 - December 31, 2023

Meth, Drugs & Public Intoxication

County Department	Total Offenses	Meth Involved	% Meth of Total	Marijuana Involved	% Marij. of Total	Drugs Involved	% Drugs of Total	Public Intox	Public Intox Ave. BAC
Statewide	116	5	4.31%	13	11.21%	17	14.66%	1	0.250
Albany	3			1	33.33%	1	33.33%		
Big Horn									
Campbell									
Carbon	11								
Converse									
Crook									
Fremont	67	3	4.48%	5	7.46%	9	13.43%	1	0.250
Goshen	3								
Hot Springs									
Johnson									
Laramie	1								
Lincoln									
Natrona	5			1	20.00%	1	20.00%		
Niobrara									
Park									
Platte	1								
Sheridan									
Sublette									
Sweetwater	24	2	8.33%	5	20.83%	5	20.83%		
Teton									
Uinta									
Washakie	1			1	100.00%	1	100.00%		
Weston									

**Statewide Juvenile Arrests
January 1, 2023 - December 31, 2023**

Juvenile DUI Arrests

County Department	Total Offenses	Juvenile DUI Offenses	% DUI of Total	Average of BAC	Drugs Involved	% DUI Drugs Inv.
Statewide	116	11	9.48%	0.133	4	36.36%
Albany	3	1	33.33%		1	100.00%
Big Horn						
Campbell						
Carbon	11	2	18.18%	0.100		
Converse						
Crook						
Fremont	67	5	7.46%	0.170	1	20.00%
Goshen	3					
Hot Springs						
Johnson						
Laramie	1	1	100.00%	0.130		
Lincoln						
Natrona	5					
Niobrara						
Park						
Platte	1					
Sheridan						
Sublette						
Sweetwater	24	2	8.33%		2	100.00%
Teton						
Uinta						
Washakie	1					
Weston						

Juvenile Traffic Crashes

County Department	Traffic Crashes	Alcohol Involved	% Alcohol Involved	Average of BAC	Drugs Involved
Statewide	6	1	16.67%	0.170	1
Albany					
Big Horn					
Campbell					
Carbon					
Converse					
Crook					
Fremont	1	1	100.00%	0.170	
Goshen					
Hot Springs					
Johnson					
Lincoln					
Laramie					
Natrona					
Niobrara					
Park					
Platte					
Sheridan					
Sublette					
Sweetwater	5				1
Teton					
Uinta					
Washakie					
Weston					

**Statewide Juvenile Arrests
January 1, 2023 - December 31, 2023**

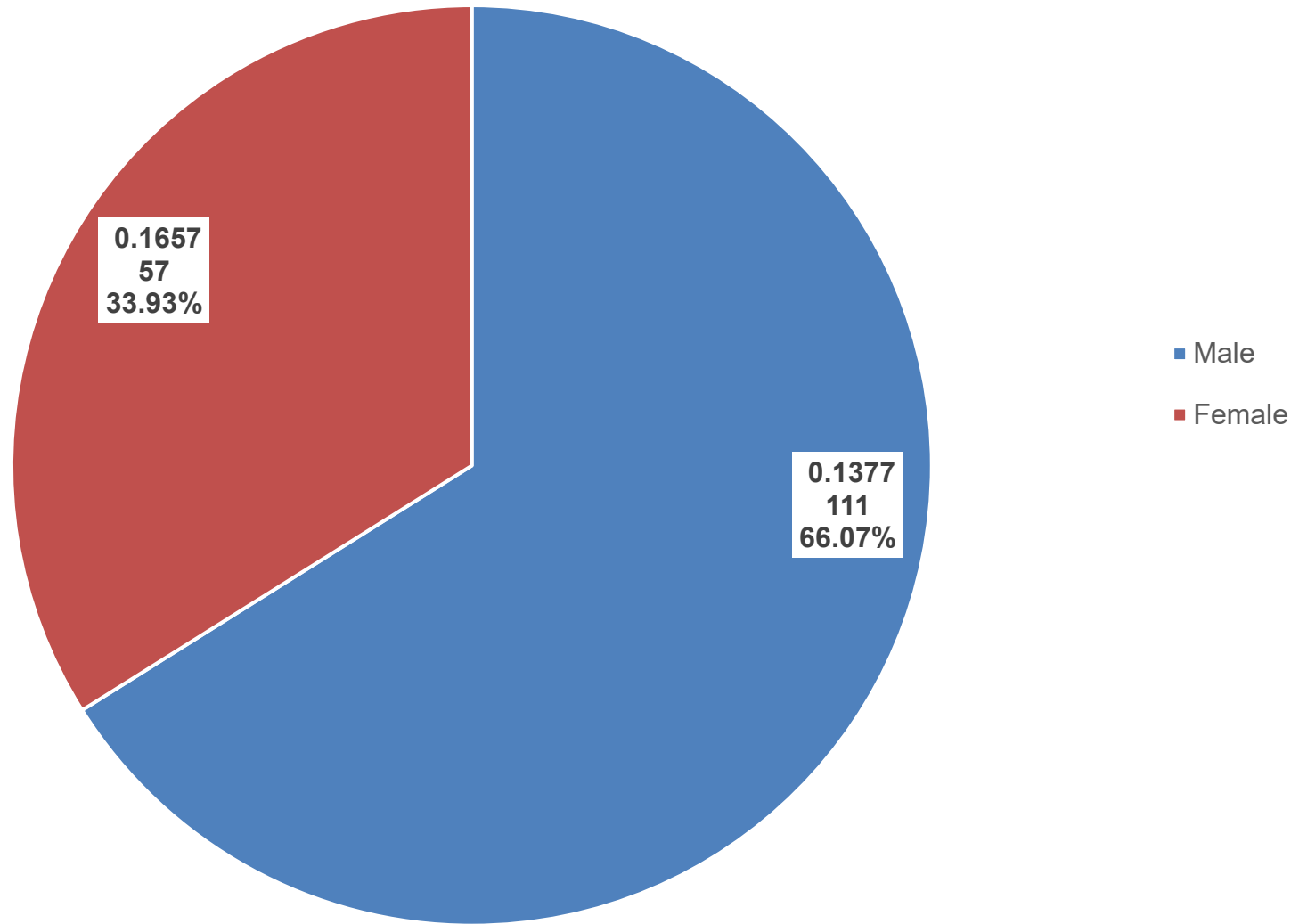
Underage DUI Arrests

County Department	DUI Offenses	Underage Offenses	% DUI of Total	Ave. BAC	Drugs Involved	% DUI Drugs Inv.
Statewide	2582	165	6.39%	0.1280	36	21.82%
Albany	221	39	17.65%	0.1226	7	17.95%
Big Horn	29					
Campbell	101	6	5.94%	0.0700		
Carbon	121	5	4.13%	0.1000	1	20.00%
Converse	71	6	8.45%	0.1260	1	16.67%
Crook	44	4	9.09%	0.1400		
Fremont	240	24	10.00%	0.1217	9	37.50%
Goshen	21	1	4.76%	0.1000		
Hot Springs	53	1	1.89%	0.1900		
Johnson	58	1	1.72%		1	100.00%
Laramie	484	23	4.75%	0.1186	7	30.43%
Lincoln	122	8	6.56%	0.1580	2	25.00%
Natrona	100	3	3.00%	0.1667		
Niobrara	9					
Park	7	2	28.57%	0.1250		
Platte	70	1	1.43%			
Sheridan	207	12	5.80%	0.1278	2	16.67%
Sublette	39	1	2.56%	0.0900		
Sweetwater	297	11	3.70%	0.1538	3	27.27%
Teton	128	5	3.91%	0.0950		
Uinta	99	7	7.07%	0.1300	2	28.57%
Washakie	40	4	10.00%	0.1325		
Weston	21	1	4.76%	0.0700	1	100.00%

MIP Arrests

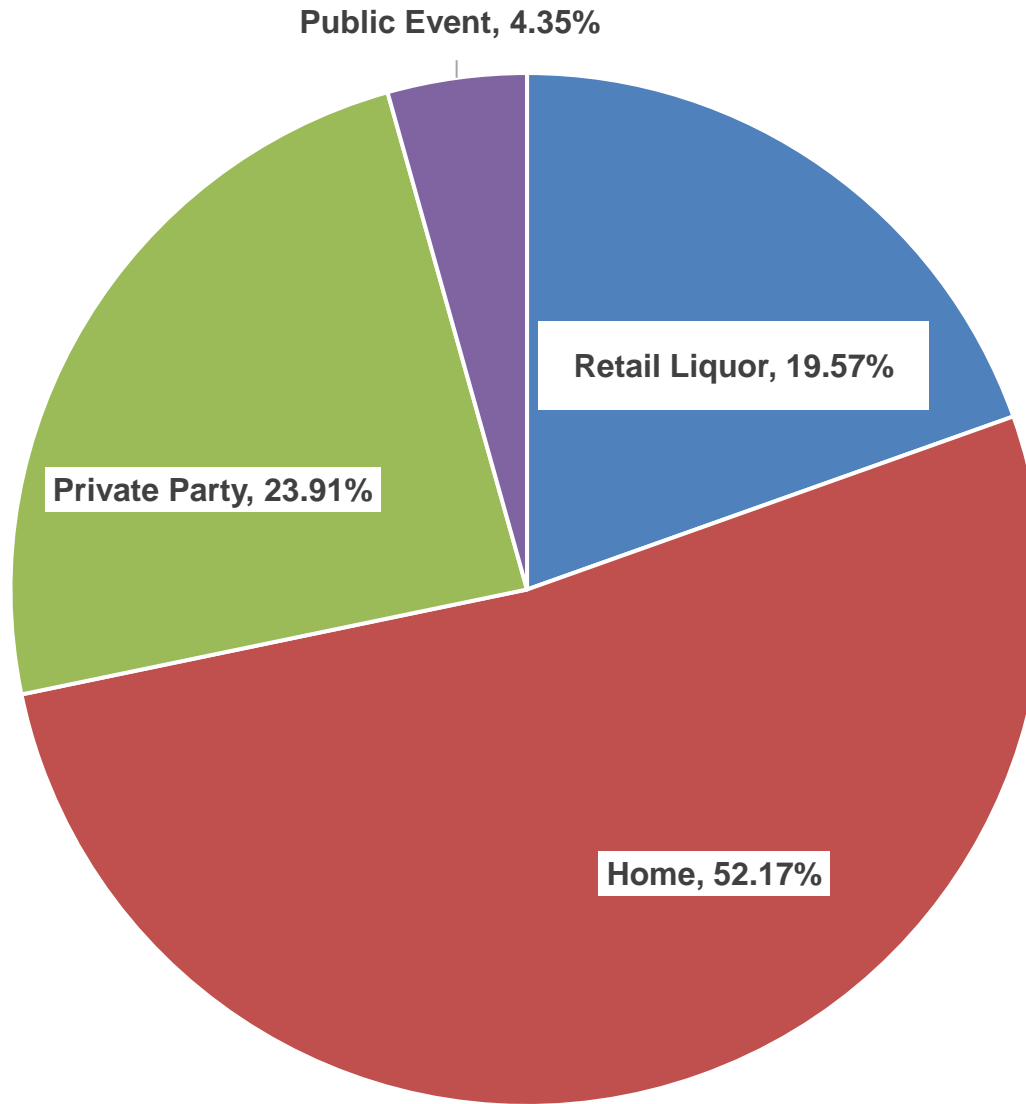
County Department	Total Offenses	MIP Arrests	% MIP to Total	Average of BAC
Statewide	656	163	24.85%	0.1465
Albany	103	24	23.30%	0.1433
Big Horn	6	1	16.67%	
Campbell	23	2	8.70%	0.0700
Carbon	33	2	6.06%	0.1100
Converse	17	7	41.18%	0.1800
Crook	10	2	20.00%	
Fremont	158	86	54.43%	0.1507
Goshen	10			
Hot Springs	12	5	41.67%	0.0833
Johnson	6	1	16.67%	0.2000
Laramie	80	2	2.50%	
Lincoln	10	5	50.00%	0.1425
Natrona	29	5	17.24%	0.1967
Niobrara				
Park	3	1	33.33%	
Platte	12			
Sheridan	31	2	6.45%	0.0400
Sublette	5			
Sweetwater	58	7	12.07%	0.1367
Teton	9	2	22.22%	0.1600
Uinta	26	6	23.08%	0.1367
Washakie	11	3	27.27%	0.1067
Weston	4			

MIP BAC by Gender



Given: Number of Arrests % of total DUIs, Average DUI BAC

Where Minors Obtained Alcohol



Based on 333 reported responses

**Laramie County Arrests
January 1, 2023 - December 31, 2023**

Numbers by Department

County Department	Total Offenses	Misde-meanor	Felony	Domestic Violence	Resist Arrest	Assault	Public Intox	Alcohol Involved	Drugs Involved	Traffic Crash	Female	Male	Average Age
Laramie County	1724	1477	309	193	67	79	264	836	380	53	449	1275	37.95
Cheyenne PD	1170	1009	196	146	58	64	264	547	228	36	326	844	37.57
Laramie SO	337	280	75	45	8	10		164	67	7	64	273	39.57
Pine Bluffs PD	5	4	2	1		1		3	1		1	4	33.60
WHP	207	184	31	1	1	4		122	84	10	58	149	37.00
Other	5		5									5	37.62

Percents by Department*

County Department	Total Offenses	Misde-meanor	Felony	Domestic Violence	Resist Arrest	Assault	Public Intox	Alcohol Involved	Drugs Involved	Traffic Crash	Female	Male
Laramie County	1724	85.67%	17.92%	11.19%	3.89%	4.58%	15.31%	48.49%	22.04%	3.07%	26.04%	73.96%
Cheyenne PD	1170	86.24%	16.75%	12.48%	4.96%	5.47%	22.56%	46.75%	19.49%	3.08%	27.86%	72.14%
Laramie SO	337	83.09%	22.26%	13.35%	2.37%	2.97%		48.66%	19.88%	2.08%	18.99%	81.01%
Pine Bluffs PD	5	80.00%	40.00%	20.00%		20.00%		60.00%	20.00%		20.00%	80.00%
WHP	207	88.89%	14.98%	0.48%	0.48%	1.93%		58.94%	40.58%	4.83%	28.02%	71.98%
Other	5		100.00%									100.00%

*Total percents may not equal 100 due to lack of information, or single arrests involving multiple crimes.

Laramie County Arrests
January 1, 2023 - December 31, 2023

MIP Arrests

County Department	Total Underage Offenses	MIP Arrests	% MIP of Total	Average MIP BAC
Laramie County	80	2	2.50%	
Cheyenne PD	63	2	3.17%	
Laramie SO	7			
Pine Bluffs PD				
WHP	10			
Other				

Meth, Drugs & Public Intoxication

County Department	Total Offenses	Meth Involved	Marijuana Involved	Drugs Involved	Public Intox.	Pub. Intox. Ave. BAC
Laramie County	1724	114	125	380	264	0.218
Cheyenne PD	1170	75	48	228	264	0.218
Laramie SO	337	20	28	67		
Pine Bluffs PD	5		1	1		
WHP	207	19	48	84		
Other	5					

DUI Arrests

County Department	Total Offenses	DUI Offenses	% DUI Of Total	Ave. BAC	DUI Involving Drugs	% DUI involving Drugs
Laramie County	1724	484	28.07%	0.158	122	25.21%
Cheyenne PD	1170	186	15.90%	0.178	30	16.13%
Laramie SO	337	145	43.03%	0.140	29	20.00%
Pine Bluffs PD	5	2	40.00%	0.230		
WHP	207	151	72.95%	0.155	63	41.72%
Other	5					

Traffic Crashes

County Department	Traffic Crashes	Alcohol Involved	% Alcohol Involved	Ave. BAC	Drugs Involved	% Drugs Involved
Laramie County	53	32	60.38%	0.179	11	20.75%
Cheyenne PD	36	20	55.56%	0.184	6	16.67%
Laramie SO	7	6	85.71%		1	14.29%
Pine Bluffs PD						
WHP	10	6	60.00%	0.170	4	40.00%
Other						

Underage DUI Arrests

County Department	DUI Offenses	Underage Offenses	% DUI Of Total	Ave. BAC	DUI Involving Drugs	% DUI involving Drugs
Laramie County	484	23	4.75%	0.119	7	30.43%
Cheyenne PD	186	12	6.45%	0.117	3	25.00%
Laramie SO	145	3	2.07%	0.130	1	33.33%
Pine Bluffs PD	2					
WHP	151	8	5.30%	0.117	3	37.50%
Other						

Warrant Arrests*

County Department	Warrant Arrests
Laramie County	1561
Cheyenne PD	824
Laramie SO	677
Other	11
Pine Bluffs PD	4
WHP	45

Laramie County Arrests
January 1, 2023 - December 31, 2023

Total Offenses

County Department	Total Offenses	Number Involving Alcohol	Percent Involving Alcohol	Number Involving Drugs	Percent Involving Drugs
Laramie County	1724	836	48.49%	380	22.04%
Cheyenne PD	1170	547	46.75%	228	19.49%
Laramie SO	337	164	48.66%	67	19.88%
Pine Bluffs PD	5	3	60.00%	1	20.00%
WHP	207	122	58.94%	84	40.58%
Other	5				

Felony Offenses

County Department	Felony Offenses	Number Involving Alcohol	Percent Involving Alcohol	Number Involving Drugs	Percent Involving Drugs
Laramie County	309	57	18.45%	91	29.45%
Cheyenne PD	196	40	20.41%	53	27.04%
Laramie SO	75	12	16.00%	17	22.67%
Pine Bluffs PD	2	2	100.00%	1	50.00%
WHP	31	3	9.68%	20	64.52%
Other	5				

Misdemeanor Offenses

County Department	Misde-meanor Offenses	Number Involving Alcohol	Percent Involving Alcohol	Number Involving Drugs	Percent Involving Drugs
Laramie County	1477	803	54.37%	312	21.12%
Cheyenne PD	1009	519	51.44%	187	18.53%
Laramie SO	280	161	57.50%	55	19.64%
Pine Bluffs PD	4	2	50.00%		
WHP	184	121	65.76%	70	38.04%
Other					

Domestic Violence

County Department	Domestic Violence Offenses	Number Involving Alcohol	Percent Involving Alcohol	Number Involving Drugs	Percent Involving Drugs
Laramie County	193	71	36.79%	15	7.77%
Cheyenne PD	146	51	34.93%	11	7.53%
Laramie SO	45	20	44.44%	4	8.89%
Pine Bluffs PD	1				
WHP	1				
Other					

Resisting Arrests

County Department	Resisting Arrest Offenses	Number Involving Alcohol	Percent Involving Alcohol	Number Involving Drugs	Percent Involving Drugs
Laramie County	67	30	44.78%	20	29.85%
Cheyenne PD	58	27	46.55%	16	27.59%
Laramie SO	8	3	37.50%	3	37.50%
Pine Bluffs PD					
WHP	1			1	100.00%
Other					

Assault

County Department	Assault Offenses	Number Involving Alcohol	Percent Involving Alcohol	Number Involving Drugs	Percent Involving Drugs
Laramie County	79	38	48.10%	12	15.19%
Cheyenne PD	64	34	53.13%	10	15.63%
Laramie SO	10	3	30.00%	1	10.00%
Pine Bluffs PD	1	1	100.00%	1	100.00%
WHP	4				
Other					

Laramie County Arrests
January 1, 2023 - December 31, 2023

County Department	Alcohol Involved	Location of Consumption					No Response	Point of Sale				
		Home	Bar	Private Party	Public Event	Vehicle		Home	Retail Liquor	Private Party	Public Event	No Response
Laramie County	836	25	112	2	12	36	487	63	90	14	8	590
Cheyenne PD	547		72		7		360	34	55	6	5	411
Laramie SO	164		32				78	19	24	6		101
Pine Bluffs PD	3						1					3
WHP	122	25	8	2	5	36	47	10	11	2	3	74
Other							1					1

Bar Name	Cheyenne Laramie Co			Total
	PD	SO	WHP	
2 DOORS DOWN & PICCOLO VENTI		1	1	2
ALBANY RESTAURANT BAR & PACKAGE LIQUOR	1			1
ALF'S PUB & PACKAGE LIQUOR	12		2	14
BLACK TOOTH BREWING COMPANY	1			1
BPO ELKS #660	1			1
CADILLAC RANCH BAR	9	2		11
CROWN BAR	4	2	1	7
DELL RANGE LIQUOR	1			1
Derby Club	2			2
Downs		1		1
DT'S LIQUOR MART & TUSKER BAR	1			1
EAGLES NEST	5			5
Flippers	1			1
Horse Palace	1			1
KEG N KORK LIQUORS		2		2
Lamp		3		3
MOOSE LODGE		1		1
NAPOLIS		1		1
OUTLAW SALOON	2	7	2	11
PEPPERMILL BAR AND LIQUOR	11	2		13
PROVISIONS WINE & SPIRITS/METROPOLITAN		1		1
RED LION HOTEL CONFERENCE CENTER OF CHEYENNE	1	1		2
REDWOOD LOUNGE & PACKAGE LIQUORS	2			2
RIB & CHOP	1			1
SANFORDS GRUB & PUB	1			1
SCOOTERS SCOREBOARD BAR	3			3
THE DEN GENTLEMAN'S CLUB		3	1	4
THE GREEN DOOR	6	3		9
THE LAMP LOUNGE & DRIVE THROUGH PACKAGE LIQUOR STORE	4		1	5
TUMBLEWEED BAR		1		1
TWO BAR BOWL	1			1
VFW POST #1881		1		1
Wesby's	1			1
Total	72	32	8	112


*Total of percents in Location of Consumption and Point of Sale categories may exceed 100% due to single arrests involving more than one location or point of sale.

No public events named in alcohol collection reports.

ACKNOWLEDGEMENTS

The Association instituted a data-collection process in 2019 whereby the arresting officer or book-in officer was able to submit an electronic reporting form to the Association at the time of the arrest. This replaced the use of hand-filled paper forms that were submitted by postal mail by each detention facility supervisor once a week.

This project was initiated in 2005 and continues to be accomplished due to the committed support of the law enforcement administrators in Wyoming and their generous commitment of agency resources. The day-to-day supervision and submittal of the project reporting forms and the individual efforts of every officer who filled out the reporting forms should be acknowledged as well. Their collective efforts were essential to the overall success of this project.



Data Collection Manager:
Database Manager:
Data Analysis:
Project Manager:
Cover photo:

Lori Emmert - WASCOP
Bryan Morehouse – DigiTrack Solutions
Elkhorn Resource Group
Ernest L. Johnson - Johnson and Associates
Converse County S.O.



Wyoming Association of Sheriffs and Chiefs of Police

The following information is being collected in an effort to evaluate alcohol factors in custodial and DUI arrests in Wyoming. The data is used for statistical analysis purposes only. Please complete a separate submission for each person booked into your facility.

Complete the entries based on your knowledge of the case, personal observations, and/or questioning of the arrested person. The person should be advised no case sensitive information is being recorded.

Each agency is provided a final copy of the information available and may request statistical information at any time by contacting WASCOP. Thank you for your assistance in this vital project.

Submitting Officer First Name: _____ **Last Name:** _____

Submitting Agency: _____ **County:** _____

Arresting Agency: _____ **Arrest Date:** _____

Age: _____ **Gender:** Male / Female **Warrant Arrest? *If yes, you do not need to complete the rest of this form:*** Yes / No

Resident Status: County Resident In-State Visitor Out-of-State Visitor **Offense Level(s) Charged:** Misdemeanor Felony

Offense Category(ies) Charged:

- Assault
- BUI-Boating Under the Influence
- Breach of Peace
- Child Offenses
- Domestic Violence
- DWUI
- Interference w/ Peace Officer
- Minor In Possession
- Possession of a Controlled Substance
- Public Intoxication
- Resisting Arrest
- Other (Not Listed)

Previous DWUI?: Yes / No

Involved in a Crash?: Yes / No

Alcohol Involved?: Yes / No

- Refused Testing
- Warrant Issued – Sample Obtained
- Warrant Issued – Forcible Draw
- Warrant Issued – Refused Testing – Did Not Obtain Sample
- Intoximeter Result: _____ Urinalysis Result: _____
- PBT Result: _____ Blood Test Result: _____

Drugs Involved?: Yes / No

- Cannabis
- Cocaine
- Methamphetamine
- Opioid
- Prescription Medication
- Unknown

Last Known Location of Consumption?: Residence Vehicle Private Party/Event

Liquor Establishment _____ Public Event _____

Other _____ Refused/Unknown

Location Alcohol Obtained/Purchased?: Residence Private Party/Event Public Event _____

Alcohol Dispensing Business _____ Other _____

Refused/Unknown

PROJECT MANAGER VITA

CONTACT INFORMATION:

Ernest L. Johnson, Director of Services
Johnson & Associates
1036 Durango
Douglas, WY 82633
Phone: (307) 351-8614
E-mail: eljohns1@gmail.com

RELATED EDUCATION & EXPERIENCE:

- Twenty-four years of experience as an administrator of a state agency with direct responsibility for budget development and administration, planning, organizing, directing, staffing, and program services delivery.
- Master's degree in public administration; over thirty-five years of experience training and working with executives to achieve excellence in government, manage and implement change, increase organizational effectiveness, and maximize program efficiency.
- Conducted in-depth management studies for criminal justice agencies for the states of Massachusetts and New Hampshire. These studies assessed the delivery of program services by agencies with statewide responsibilities and provided recommendations for increasing organizational efficiency and agency credibility.
- Over thirty-five years of experience in researching, writing, and administering a variety of federal and state grants. Grants involved more than several million dollars for a wide variety of purposes: personnel, equipment, training, research and providing services with targeted priorities.
- Extensive experience in researching, evaluating, and implementing a wide variety of projects. These projects varied in scope and duration, and many required the involvement and partnership of multiple agencies and personnel throughout the state, as well as the enactment of state legislation.
 - Evaluation performed for the Substance Abuse Division - WDH – “Responsible Server Training Program” – October 2002
 - Managed the Wyoming First Lady's Initiative to Reduce Underage Drinking – November 2004 to September 2006
 - Managed project and authored report: A Comprehensive Review of Alcohol State Statutes: Findings and Recommendations for Reducing Underage and Binge Drinking in Wyoming – 2008
 - Management Review of the Wyoming Seat Belt Coalition: Mission, Goals and Work Scope – September 2011
- Inducted into the Wyoming Association of Sheriffs and Chiefs of Police Law Enforcement Hall of Fame - 2011

Alcohol and Crime in Wyoming - 2023

- Thirty years of experience in conducting a variety of feasibility studies.
 - Conducted numerous feasibility studies for the Wyoming Legislature.
 - Most recent feasibility study conducted for the Town of Wright: “Should the Town of Wright create its own Police Department?” May 2004
- Conducted executive level training for the US Department of Justice/ State Department:
 - Instructed a 40-hour training course entitled “The Office of Professional Responsibility” for the Lithuania National Police command staff - 2001.
 - Instructed an 80-hour training course entitled “Sex Crimes Investigations” for Investigators and Prosecutors in Lithuania - 2001
- Faculty - Criminal Justice Department - University of Wyoming (September 2000 to September 2012)
 - Criminal Justice Management, Concepts of Modern Policing, Ethics in the Administration of Justice, Criminal Justice Civil Liability, Politics and the Judicial Process, Criminal Courts and Processes, and Police Deviance.
- Management consultant for the Wyoming Association of Sheriffs and Chiefs of Police - Projects completed or currently in progress:
 - Evaluation of Alcohol Factors in Custodial Arrest in Wyoming – May 2005
 - Statewide Public Opinion Survey: Alcohol Issues and Policies (phone survey of 4,600 residents of Wyoming – Report released November 2006
 - Evaluation of Alcohol Factors in Custodial Arrests in Wyoming - 2006: Phase I (data collection), Phase II (Analysis, Findings and Strategies)
 - Evaluation of Alcohol Factors in Custodial Arrests in Wyoming – 2007, 2008, 2009
 - Alcohol and Crime in Wyoming: 2006 – 2008
 - Alcohol and Crime in Wyoming: 2010 - 2023
 - Wyoming Youth and Alcohol Reports: 2010-2023
 - Project Manager for the Enforcing Underage Drinking Laws Program – September 2007 to May 2009
 - Project Manager for WY-CIA Wyoming Communities in Action – Phase I, Phase II – September 2007 to May 2009
 - Project Manager for Reducing Underage Drinking and Driving – October 2007 to September 2009
 - Project Coordinator for Project Safe Neighborhoods in Wyoming: A national initiative directed by the US Department of Justice aimed at reducing gun crimes and violence in this country - 2006 through 2012.
- Facilitator/Coordinator for the Wyoming Seat Belt Coalition – December 2006 to 2014
- Administration and coordination of WYDOT-Highway Safety’s Selective Traffic Enforcement Program Grants for Wyoming law enforcement agencies– December 2008 to October 2020
- Facilitator for the Wyoming Safe Communities Project – FY 2012
- Facilitator/Coordinator for the Governor’s Council on Impaired Driving – December 2011 to October 2020

WYOMING'S ALCOHOL IMPAIRMENT EDUCATIONAL GUIDE

MALES - APPROXIMATE ALCOHOL CONCENTRATION (AC) PERCENTAGE

Estimates based on physically fit adult males who consume the alcohol over a one hour period.

DRINKS	BODY WEIGHT IN POUNDS								Nov-06	
	100	120	140	160	180	200	220	240		
0	0.00	0.00	0.00	0.00	0.00	0.00	0.00	0.00	The Only Safe Driving Limit	
1	0.04	0.03	0.03	0.02	0.02	0.02	0.02	0.02	Impairment Begins	
2	0.08	0.06	0.05	0.05	0.04	0.04	0.03	0.03		
3	0.11	0.09	0.08	0.07	0.06	0.06	0.05	0.05	Driving Skills Significantly Affected	
4	0.15	0.12	0.11	0.09	0.08	0.08	0.07	0.06		
5	0.19	0.16	0.13	0.12	0.11	0.09	0.09	0.08	Legally Intoxicated Criminal Penalties	
6	0.23	0.19	0.16	0.14	0.13	0.11	0.10	0.09		
7	0.26	0.22	0.19	0.16	0.15	0.13	0.12	0.11		
8	0.30	0.25	0.21	0.19	0.17	0.15	0.14	0.13		
9	0.34	0.28	0.24	0.21	0.19	0.17	0.15	0.14		
10	0.37	0.31	0.27	0.23	0.21	0.19	0.17	0.16		
11	0.41	0.34	0.29	0.26	0.23	0.21	0.18	0.17		
12	0.45	0.37	0.32	0.28	0.25	0.23	0.20	0.19		
13	0.48	0.40	0.35	0.30	0.27	0.25	0.22	0.20		
14	0.52	0.44	0.37	0.33	0.30	0.26	0.24	0.22		
15	0.56	0.47	0.40	0.35	0.32	0.28	0.25	0.23		
16	0.60	0.50	0.43	0.37	0.34	0.30	0.27	0.25		
17	0.63	0.53	0.45	0.40	0.36	0.32	0.29	0.27		
18	0.67	0.56	0.48	0.42	0.38	0.34	0.30	0.28		
19	0.71	0.59	0.51	0.44	0.40	0.36	0.32	0.30		Possible Coma or Death from Respiratory Paralysis
20	0.74	0.62	0.53	0.49	0.42	0.38	0.33	0.31		
21	0.78	0.65	0.56	0.51	0.44	0.40	0.35	0.33		

DRIVING IMPAIRED
AC = .05% - .07%

Subtract .01% for each 40 minutes of drinking.
One drink is 1.25 ounces of 80 proof liquor,
12 ounces of beer, or 5 ounces of table wine.

LEGALLY INTOXICATED
AC = .08% AND UP

NOTE: PERSONS UNDER THE AGE OF 21 CAN FACE CRIMINAL PENALTIES IF CAUGHT DRIVING WITH A DETECTABLE ALCOHOL CONCENTRATION OF 0.02% OR MORE.

* Guide developed by J.Anderle, Laramie PD and Mike Moore, Wyoming Chemical Testing

WYOMING'S ALCOHOL IMPAIRMENT EDUCATIONAL GUIDE

FEMALES - APPROXIMATE ALCOHOL CONCENTRATION (AC) PERCENTAGE

Estimates based on physically fit adult females who consume the alcohol over a one hour period.

DRINKS	BODY WEIGHT IN POUNDS								Nov-06
	90	100	120	140	160	180	200	220	
0	0.00	0.00	0.00	0.00	0.00	0.00	0.00	0.00	The Only Safe Driving Limit
1	0.05	0.05	0.03	0.03	0.03	0.03	0.02	0.02	Impairment Begins
2	0.10	0.09	0.08	0.07	0.06	0.05	0.05	0.04	
3	0.15	0.14	0.11	0.10	0.09	0.08	0.07	0.06	Driving Skills Significantly Affected
4	0.20	0.18	0.15	0.13	0.11	0.10	0.09	0.08	
5	0.25	0.23	0.19	0.16	0.14	0.13	0.11	0.10	Legally Intoxicated Criminal Penalties
6	0.30	0.27	0.23	0.19	0.17	0.15	0.14	0.12	
7	0.35	0.32	0.27	0.23	0.20	0.18	0.16	0.14	
8	0.40	0.36	0.30	0.26	0.23	0.20	0.18	0.17	
9	0.45	0.41	0.34	0.29	0.26	0.23	0.20	0.19	
10	0.51	0.46	0.37	0.32	0.29	0.26	0.22	0.21	
11	0.56	0.50	0.42	0.36	0.32	0.28	0.25	0.23	
12	0.61	0.55	0.45	0.39	0.35	0.31	0.27	0.25	
13	0.66	0.59	0.49	0.42	0.37	0.33	0.29	0.27	
14	0.71	0.64	0.53	0.45	0.40	0.36	0.31	0.29	
15	0.76	0.68	0.57	0.48	0.43	0.38	0.34	0.31	
16	0.81	0.73	0.61	0.52	0.46	0.41	0.36	0.33	
17	0.86	0.77	0.64	0.55	0.49	0.43	0.38	0.36	
18	0.91	0.82	0.68	0.58	0.52	0.46	0.40	0.38	
19	0.96	0.87	0.71	0.61	0.55	0.49	0.42	0.40	Possible Coma or Death from Respiratory Paralysis
20	1.02	0.91	0.76	0.65	0.58	0.54	0.45	0.42	
21	1.07	0.96	0.79	0.69	0.61	0.56	0.47	0.44	

DRIVING IMPAIRED
AC = .05% - .07%

Subtract .01% for each 40 minutes of drinking.
One drink is 1.25 ounces of 80 proof liquor,
12 ounces of beer, or 5 ounces of table wine.

LEGALLY INTOXICATED
AC = .08% AND UP

NOTE: PERSONS UNDER THE AGE OF 21 CAN FACE CRIMINAL PENALTIES IF CAUGHT DRIVING WITH A DETECTABLE ALCOHOL CONCENTRATION OF 0.02% OR MORE.

* Guide developed by J.Anderle, Laramie PD and Mike Moore, Wyoming Chemical Testing