


Golden Gate



Suggested values: choose a light, a dark and two mediums.

Cutting Instructions

Layer cut right sides together:

- (1) 5" x 10" rectangle light *white*
- (1) 5" x 10" rectangle dark *Red*

Cut:

- (1) 1 7/8" x 19" strip first medium *Blue*
- (1) 1 7/8" x 19" strip light *white*
- (1) 1 7/8" x 19" strip second medium *Blueberry*

- (1) 4 1/2" square light or fussy cut - *Grossbeak*



The Golden Gate is the strait linking San Francisco Bay with the Pacific Ocean. It is wide and deep enough to accommodate oceangoing vessels.

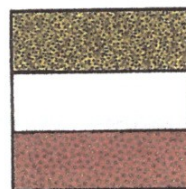
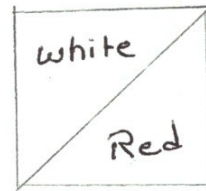
The Emigrants' Guide to California, by Joseph Ware, estimated the cost of a voyage by ship around the Horn at six hundred dollars per person, compared to the same price of moving a family of four overland by covered wagon.

Guidebooks recommended taking two or three quilts per traveler, which was sufficient bedding to last the trip and several years after arrival.



To Make These Pieces




4



4



1

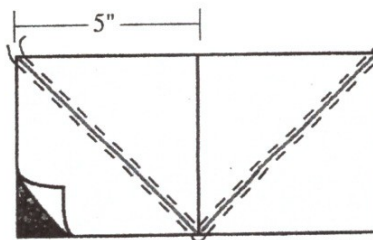


Making Four



white
+
Red

1. Press rectangles right sides together.
2. Draw a 5" squaring line.
3. Draw diagonal lines. Pin.
4. Sew $\frac{1}{4}$ " on both sides of diagonal lines. Press.
5. Cut on drawn lines.
6. Press seams toward darker fabric.
7. Square to $4\frac{1}{2}$ ".

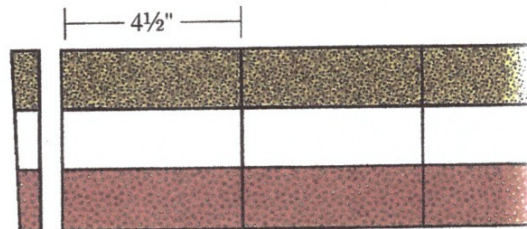


Making Four



Blue
white
Blueberry

1. Sew strips together.
2. Press seams toward darker fabrics. Measure width. If it is more than $4\frac{1}{2}$ ", sliver trim the edges equally.
3. Trim end, and cut four $4\frac{1}{2}$ " sections.



Sewing the Block Together

1. Lay out pieces.
2. Flip middle row onto left row, right sides together.
3. Assembly-line sew vertical seam.
4. Flip right row onto middle row. Sew.
5. Sew horizontal rows, pushing seams in opposite directions and away from center square.
6. Press.

