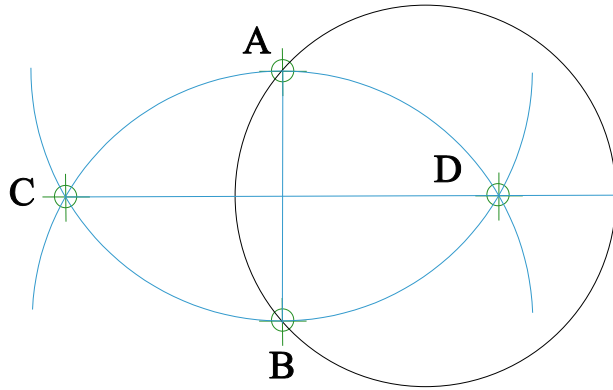


How to Find the Center of a Circle with a Compass and Ruler, Method 2

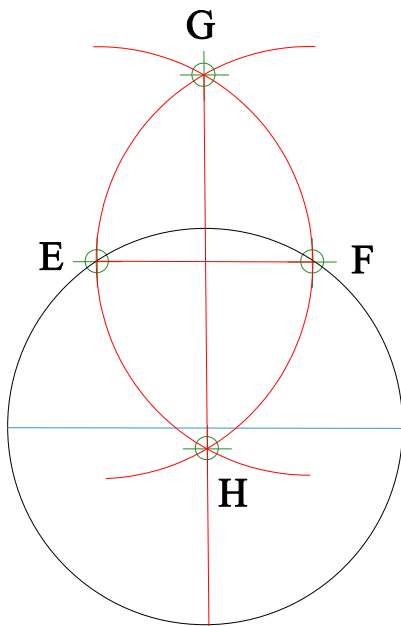


1 – Draw a vertical line near the left side of the circle.

2 – Draw an arc centered on point A with line A – B as the radius.

3 – Draw an arc centered on point B with line A – B as the radius.

4 – Draw a line between point C and D

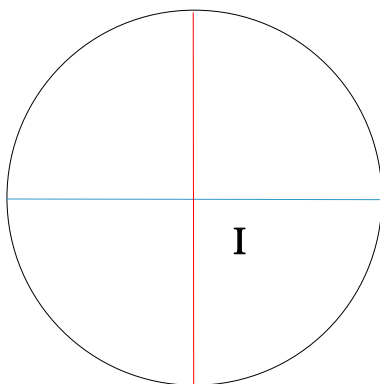


1 – Draw a horizontal line near the left side of the circle.

2 – Draw an arc centered on point E with line E – F as the radius.

3 – Draw an arc centered on point F with line E – F as the radius.

4 – Draw a line between point E and F



5 – Remove the construction lines and point I is the circle center