

DHLW Early Childhood Area

Des Moines, Henry, Louisa, Washington



RFP/RFR Committee Agenda

April 29th 2021

4:00-8:00pm

**Marr Park Conservation Center
2935 Hwy 92, Ainsworth IA.**

Online option: <https://us02web.zoom.us/j/85093570253>

4:00 – 4:30 Networking

4:30 – 5:30 Review DHLW priorities, indicator data, and currently funded program data

5:30 – 6:30 Review Request for Renewal and Request For Proposal applications

6:30 – 7:30 Review FY22 budget and determine funding recommendations

Tasha Beghtol is inviting you to a scheduled Zoom meeting.

Topic: RFP - RFR Committee

Time: Apr 29, 2021 04:00 PM Central Time (US and Canada)

Join Zoom Meeting

<https://us02web.zoom.us/j/85093570253>

Meeting ID: 850 9357 0253

One tap mobile

+13017158592,,85093570253# US (Washington DC)

+13126266799,,85093570253# US (Chicago)

Dial by your location

+1 301 715 8592 US (Washington DC)

+1 312 626 6799 US (Chicago)

+1 346 248 7799 US (Houston)

+1 646 558 8656 US (New York)

+1 669 900 9128 US (San Jose)

+1 253 215 8782 US (Tacoma)

Meeting ID: 850 9357 0253

Find your local number: <https://us02web.zoom.us/u/kc8ef8MixG>

Individuals with disabilities are encouraged to attend. If you are a person with a disability who requires an accommodation in order to participate in this event please contact the Director at 319-461-1369.



DHLW Early Childhood Area
3rd Report summary
(July 2020 - March 2021)
FAMILY SUPPORT - HOME VISITATION

	EPIC -Young House Family Services	Family Connection HC - Henry CO ISU Extension	Family Connection WC - Washington CO Public Health	Louisa Healthy Families - LSI	PAT - Community Action SE IA	
1	Contract amount	\$ 58,247.64	\$ 103,568.00	\$ 121,000.00	\$ 78,197.00	\$ 66,832.00
2	Amount of DHLW funds expended	\$ 21,713.91	\$ 66,136.31	\$ 68,790.51	\$ 55,376.77	\$ 46,211.14
3	% spent	37%	64%	57%	71%	69%
4	Amount of other funds expended	\$ -	\$ 1,000.00		\$ 3,650.63	
5	Identify source of other funds		donations		donations	
7	Benchmark - # of families	35	35	49	23	26
DAISEY 8	Total Families served	34	22	26	16	10
9	Benchmark - # of children	35	50	70	23	36
DAISEY 10	Total Children served	58	26	41	24	15
11	Benchmark # of visits	529	641	689	444	642
DAISEY 12	Total # of visits completed	234	242	291	233	143
13	% visit benchmark achieved	44%	38%	42%	52%	22%
QTR data 14	# of groups completed	0	10	6	9	3
QTR data 15	Avg # of people attended per group	0	2	3.6	3	2
QTR data 16	Based on your program model, what % of families served required 2 or more visits/mo?	100%	60%	60%	79%	100%
DAISEY 18	% enrolled prenatally	2.9%	36.4%	15.4%	56.3%	20.0%
DAISEY 19	% children with a completed ASQ	79.5%	87.0%	40.0%	87.0%	90.9%
DAISEY 20	% enrolled w/ income above 200% FPL	2.9%	0.0%	26.9%	0.0%	0.0%
DAISEY 21	% enrolled first time mom	3.3%	68.2%	50.0%	43.8%	40.0%
	OUTCOMES					
DAISEY 23	denominator for outcomes (# of families with surveys completed)	11	18	24	14	9
DAISEY 24	improved or maintained healthy functioning, problem solving, & communication	100.0%	100.0%	91.7%	100.0%	100.0%
DAISEY 25	improved or maintained social supports	90.9%	100.0%	70.8%	85.7%	100.0%
DAISEY 26	improved connection to concrete supports	72.7%	100.0%	75.0%	85.7%	88.9%
DAISEY 27	improved nurturing attachment between parent and child	63.6%	83.3%	37.5%	42.9%	77.8%
DAISEY 28	improved knowledge of child development and parenting	72.7%	100.0%	29.2%	71.4%	88.9%



DHLW Early Childhood Area
3rd Report summary
(July 2020 - March 2021)
EARLY CARE & EDUCATION
SUPPORTIVE SERVICES (staff) & SCHOLARSHIPS

	Columbus Community Childcare Center	Burlington Early Childhood Center	Mt Pleasant Community Childcare Center	Preschool Scholarships - Community Action SE IA	
1	Contract amount	\$ 20,000.00	\$ 68,060.00	\$ 25,000.00	\$ 45,000.00
2	Amount of DHLW funds expended	\$ 14,000.00	\$ 34,730.09	\$ 5,492.31	\$ 21,339.97
3	% of contract spent	70%	51%	22%	47%
4	Amount of other funds expended	\$ 69,485.14	\$ 635,871.37	\$ -	0
5	source of other funds	private, DHS	BCSD General		
7	# of children served age 0 - 1	5	0		0
8	# of children served age 1 - 2	5	0		0
9	# of children served age 2 - 3	7	0		0
10	# of children served age 3 - 4	2	150		26
11	# of children served age 4 - 5	7	0		5
12	# of children served age 5	2	0		0
13	Total # of children	28	150	0	31
14	# of children screened for developmental	24	138		29
15	type of screening tool(s) used	ASQ	creative curriculum		ASQ
16	% of children screened	86%	92%	#DIV/0!	94%
17	# of children screened and referred for additional services	0	5		3
18	% of children screened and referred for additional services	0%	4%	#DIV/0!	10%
19	# of children demonstrating age appropriate skills	17	90		23
20	% of children demonstrating age appropriate skills	71%	65%	#DIV/0!	79%
21	QRS level achieved	none	2		
22	% participating preschools @ QRS 3 or higher				88%
23	# meeting IQPPS standards				1
24	% families served @ or below 100% FPL				32%
25	% families served @ 101% - 200% FPL				52%
26	% families served @ or above 201% FPL				16%



DHLW Early Childhood Area
3rd Report summary
(July 2020 - March 2021)
DENTAL

	Washington Co Public Health	Lee Co Health Department	Trinity Muscatine Public Health
County served	Henry & Washington	Des Moines	Louisa
1			
2	Contract amount	\$ 5,390.00	\$ 30,977.76
3	Amount of DHLW funds expended	\$ 2,600.13	\$ 13,894.39
4	% of contract spent	13%	45%
5	Amount of other funds expended	\$ 2,681.33	\$ 12,050.06
6	source of other funds	Title 19	in kind
7			
8	# of participating preschools	7	8
9	# of participating childcare sites	0	6
10	# of children served ages 0-1	0	11
11	# of children served ages 1-2	0	27
12	# of children served ages 2-3	0	25
13	# of children served ages 3-4	76	87
14	# of children served ages 4-5	148	195
15	# of children served ages 5-6	10	16
16	Total children	234	361
17	# of screenings completed	204	435
18	# of varnishes completed	204	425
19	% of children screened	87%	120%
20	# of children screened AND referred for additional services	24	43
21	% of children screened and referred for additional services	12%	10%
22	# of children cavity free	171	318
23	% of children cavity free	84%	73%
24	# of children referred AND went to a dentist for treatment	2	25
25	% of children referred AND went to a dentist for treatment	8%	58%



DHLW Early Childhood Area
 3rd Report summary
 (July 2020 - March 2021)
CCNC (Nurse Consultant)

	Lee Co Health Department	Trinity Muscatine Public Health
1	County served	Des Moines
2	Contract amount	\$ 33,061.00
3	Amount of DHLW funds expended	\$ 22,892.88
4	% of contract spent	69%
5	Amount of other funds expended	\$ 1,301.18
6	source of other funds	in kind
8	Total # of eligible programs in the service area	45
9	# of participating sites that are non-registered	0
10	# of participating sites that are DHS registered	32
11	# of participating sites that are DHS licensed	12
12	# of participating sites that are DE regulated	1
13	Total # of participating programs	45
14	# of participating programs with a QRS (QRIS) 1	12
15	# of participating programs with a QRS (QRIS) 2	9
16	# of participating programs with a QRS (QRIS) 3	4
17	# of participating programs with a QRS (QRIS) 4	16
18	# of participating programs with a QRS (QRIS) 5	2
19	% of participating programs with a QRS(QRIS) of 3 or higher	49%
20	# of face to face visits	27
21	# of technical assistance contacts	108
22	# of children with special health care needs	5
23	# of children with special health care needs plan in place at child care facility	5
24	% of children with special health care needs plan in place at child care facility	100%
25	# of participating programs receiving onsite assessment and consultation that improve health & safety conditions in their early learning environment	19
26	% of participating programs receiving onsite assessment and consultation that improve health & safety conditions in their early learning environment	42%
27	# of assessments completed (nutrition, physical activity, health & safety, injury prevention)	10
28	# of trainings completed	1



DHLW Early Childhood Area
3rd Report summary
(July 2020 - March 2021)
CHILDCARE CONSULTATION

	Higher Steps to Professionalism - Community Action SE IA	CART - Grant Wood AEA
1	County served	Des Moines, Henry, Louisa
2	Contract amount	\$ 40,000.00
3	Amount of DHLW funds expended	\$ 31,413.24
4	% of contract spent	79%
5	Amount of other funds expended	\$ -
6	source of other funds	general fund
8	# of visits (may be virtual)	87
9	# of participating program that are non registered	0
10	# of participating program that are DHS registered	21
11	# of participating program that are DHS licensed	14
12	Total # participating programs	35
13	# of participating prgrams with a QRS (QRIS) 1	2
14	# of participating prgrams with a QRS (QRIS) 2	4
15	# of participating prgrams with a QRS (QRIS) 3	2
16	# of participating prgrams with a QRS (QRIS) 4	13
17	# of participating prgrams with a QRS (QRIS) 5	2
18	% of participating programs rating QRS(QRIS) 3 or higher	49%
19	DHLW Cost per program	\$ 897.52
20	% of participating programs that meet goals established for the service	100%
Notes/Narrative Highlights		
Higher Steps to Professionalism contract ended December 31st - numbers reflect year end totals. 18 childcare businesses received small grants (\$5,870.63). Items purchased focused on business operations (laptop, tablet, file cabinets, etc)		
Consultation specific to behavioral challenges. Primarily training cosching and mentoring, but may include some time for individual referrals.		



DHLW Early Childhood Area
 3rd Report summary
 (July 2020 - March 2021)
WAGES

1	County served	ALL
2	Contract amount	\$ 36,180.74
3	Amount of DHLW funds expended	\$ 24,237.34
4	% of contract spent	67%
5	Amount of other funds expended	\$ 18,598.34
6	source of other funds	Iowa DOM and DHS
8	# of recipients	27
9	# of recipients who retained employment in their early learning environment	26
10	# of recipients at temporary award levels	11
11	# of recipients at temporary award level who earned additional college credits	1
12	# of six month financial supplements issued	34
13	# of recipients who received at least one six-month supplement	26
14	Cost of six-month supplements issued	\$ 35,815.89
15	# of participating programs	23
16	# of participating programs with a QRS (QRIS) 1	4
17	# of participating programs with a QRS (QRIS) 2	8
18	# of participating programs with a QRS (QRIS) 3	1
19	# of participating programs with a QRS (QRIS) 4	10
20	# of participating programs with a QRS (QRIS) 5	0
21	% of participating programs rating QRS(QRIS) 3 or higher	48%
22	# of participating programs NAEYC accredited	0
23	# of participating programs NAFCC accredited	0
24	Average monthly amount of six-month supplement	\$ 1,053.41
25	Cost per recipient	\$ 1,586.51
26	% of recipients who retained employment in their early learning program	96%
27	% of recipients at temporary award levels who earned additional college credits	9%

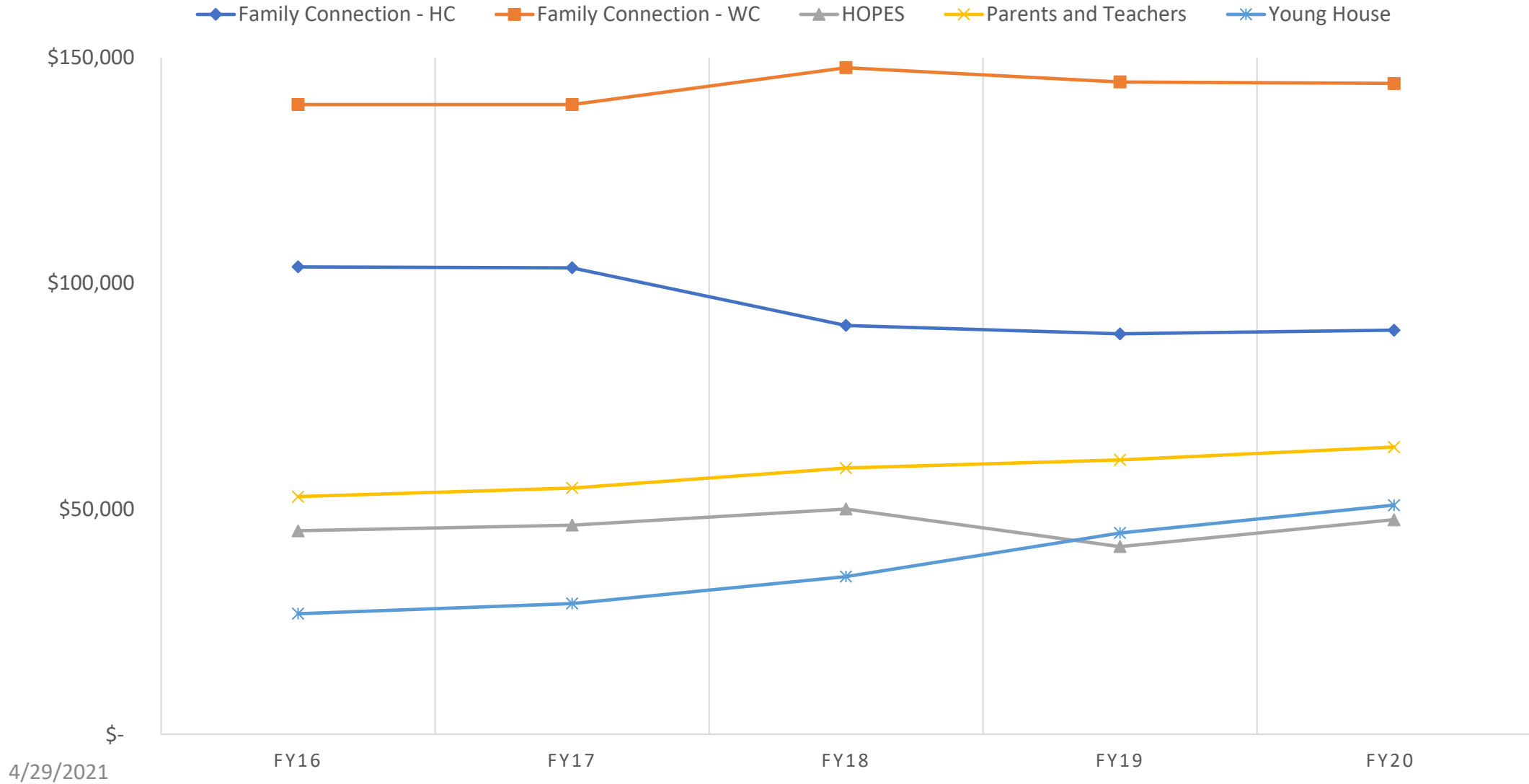
DHLW Early Childhood Area

RFP/RFR Committee – April 29th 2021

Program Trend Data

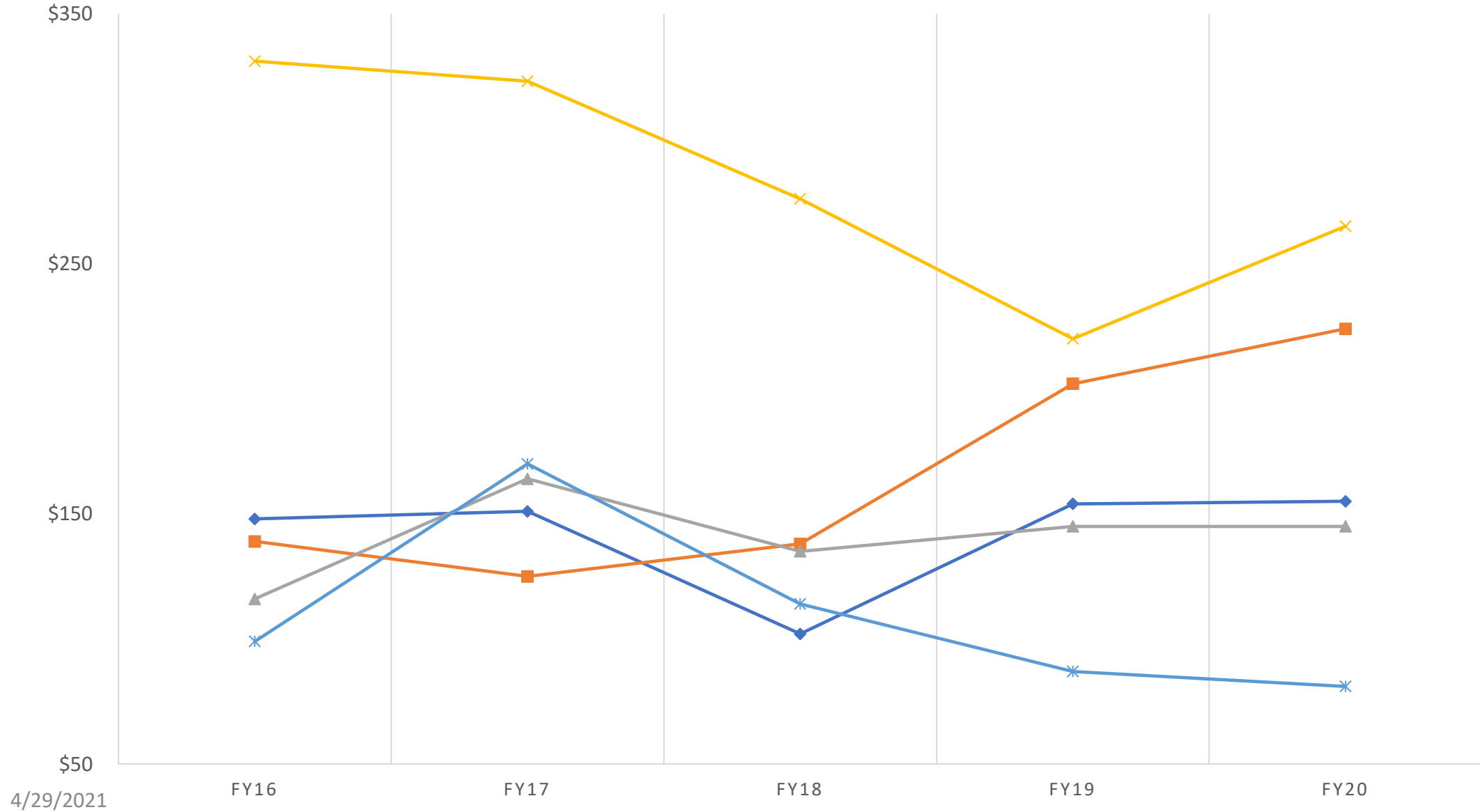
FAMILY SUPPORT HOME VISITATION TOTAL PROGRAM COST PER YEAR

* ECI FUNDING ONLY



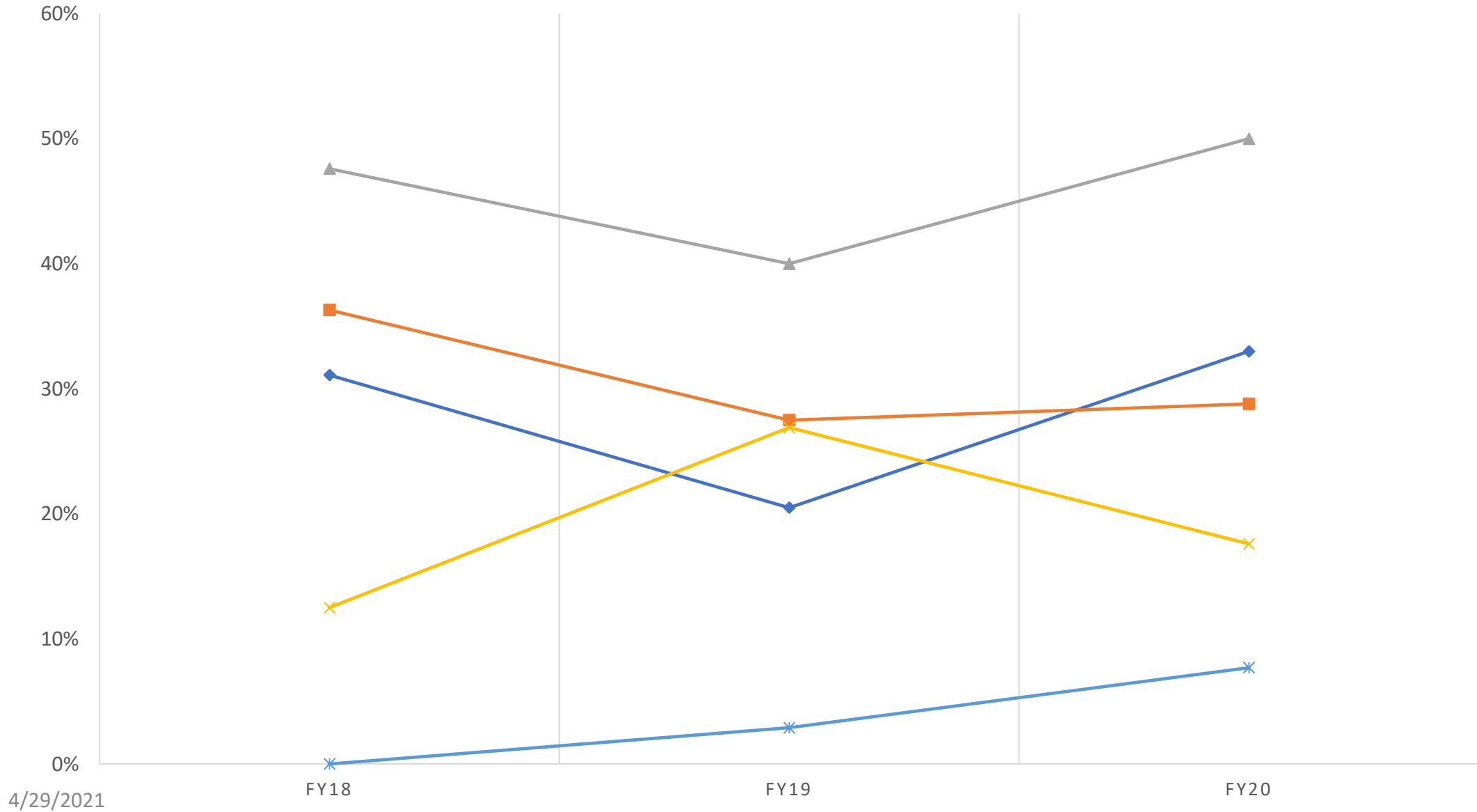
COST PER VISIT

Family Connection - HC Family Connection - WC HOPES Parents and Teachers Young House



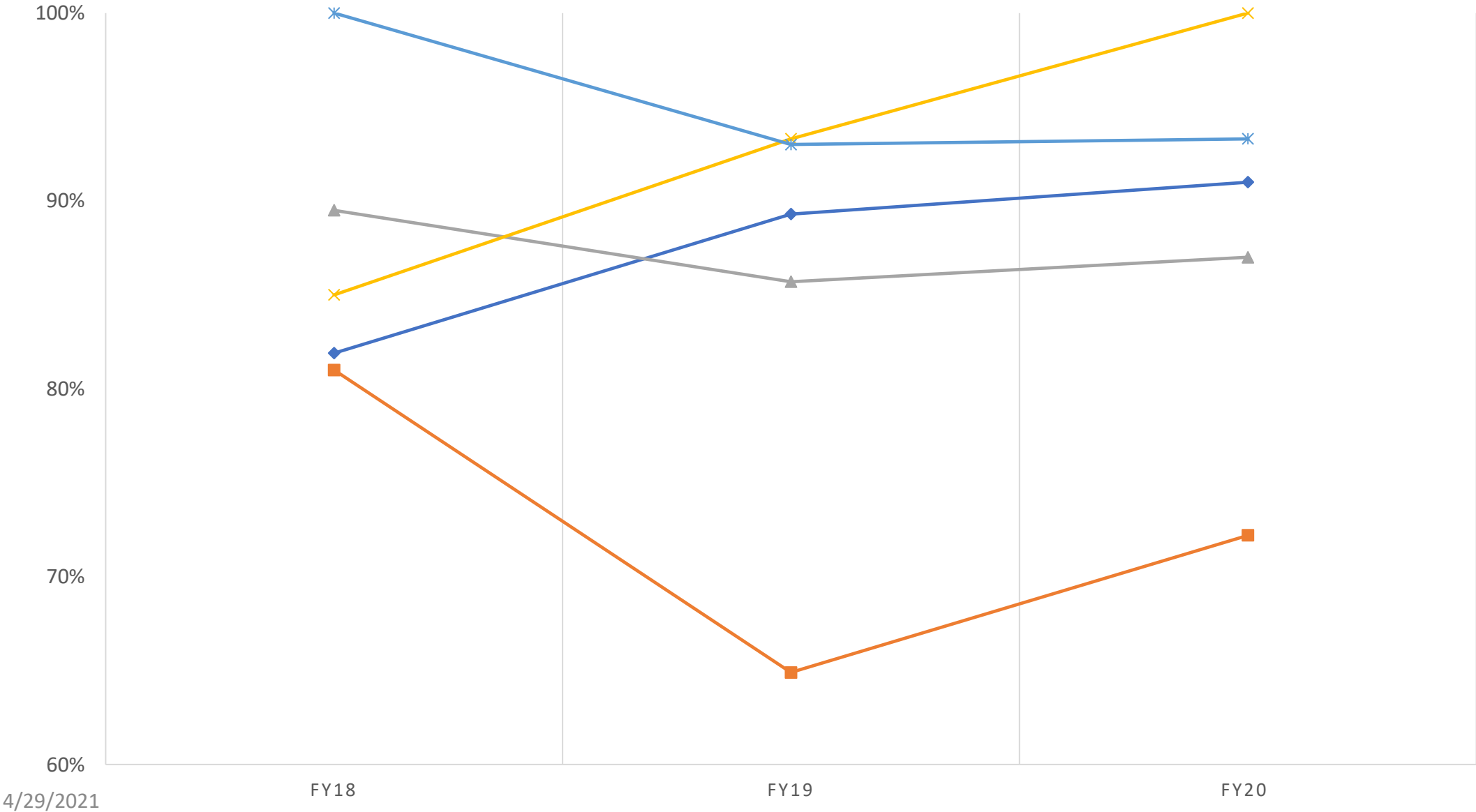
PERCENT ENROLLED PRENATALLY

Family Connection - HC Family Connection - WC HOPES - Louisa Healthy Families Parents and Teachers Young House - EPIC



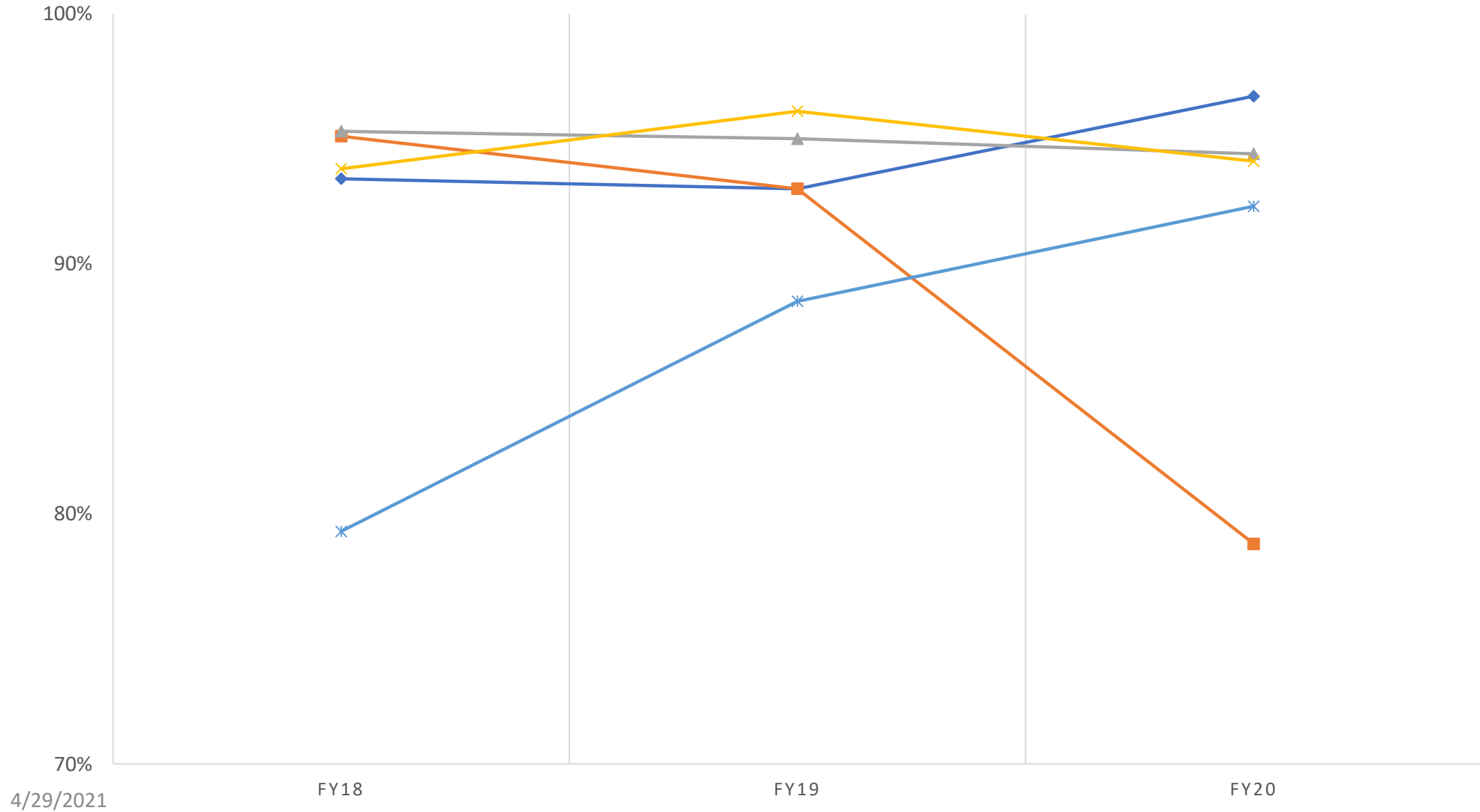
PERCENT ELIGIBLE CHILDREN WITH A COMPLETED SCREENING

Family Connection - HC Family Connection - WC HOPES - Louisa Healthy Families Parents and Teachers Young House -EPIC



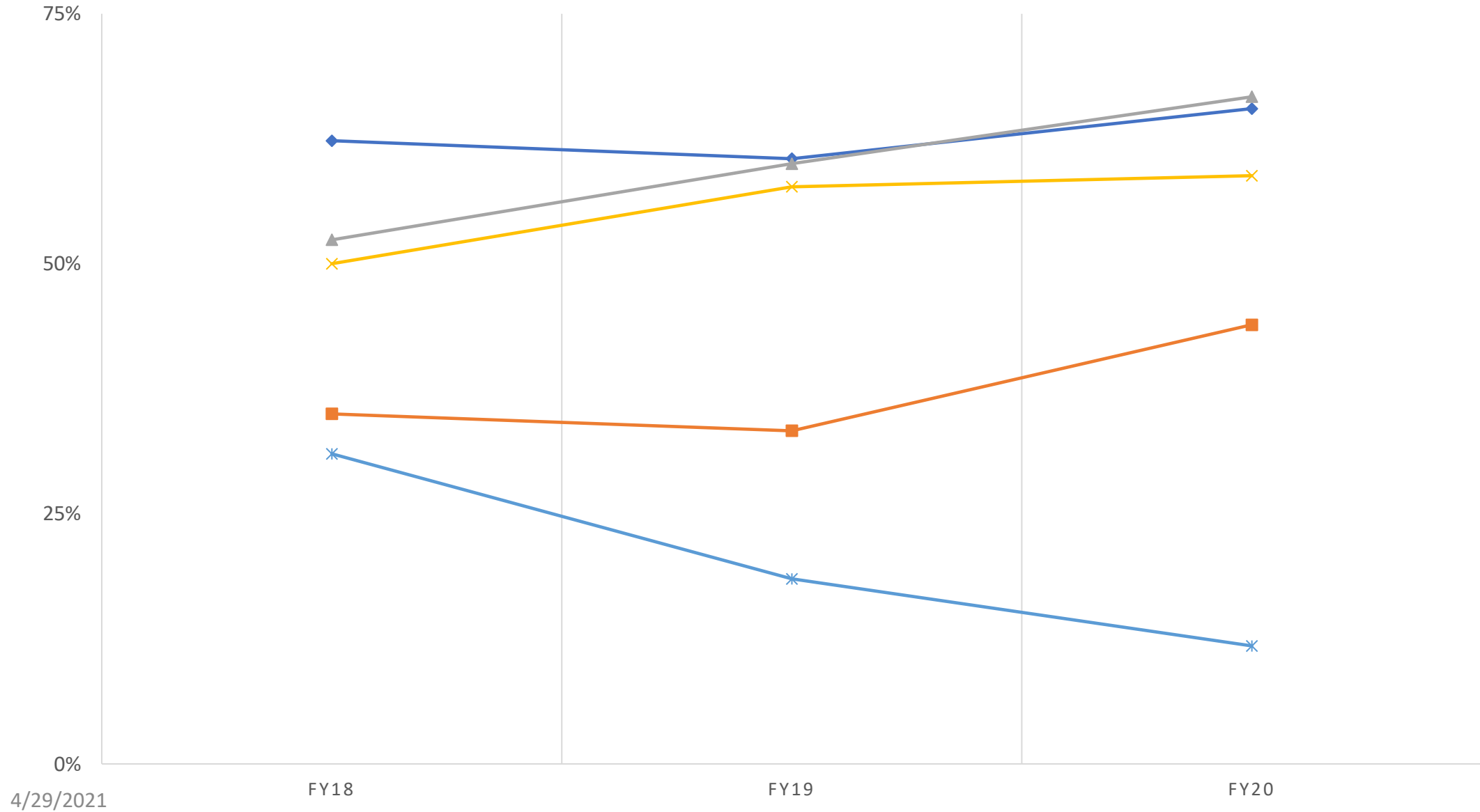
PERCENT ENROLLED WITH INCOME UNDER 200% FPL

Family Connection - HC Family Connection - WC HOPES - Louisa Healthy Families Parents and Teachers Young House - EPIC

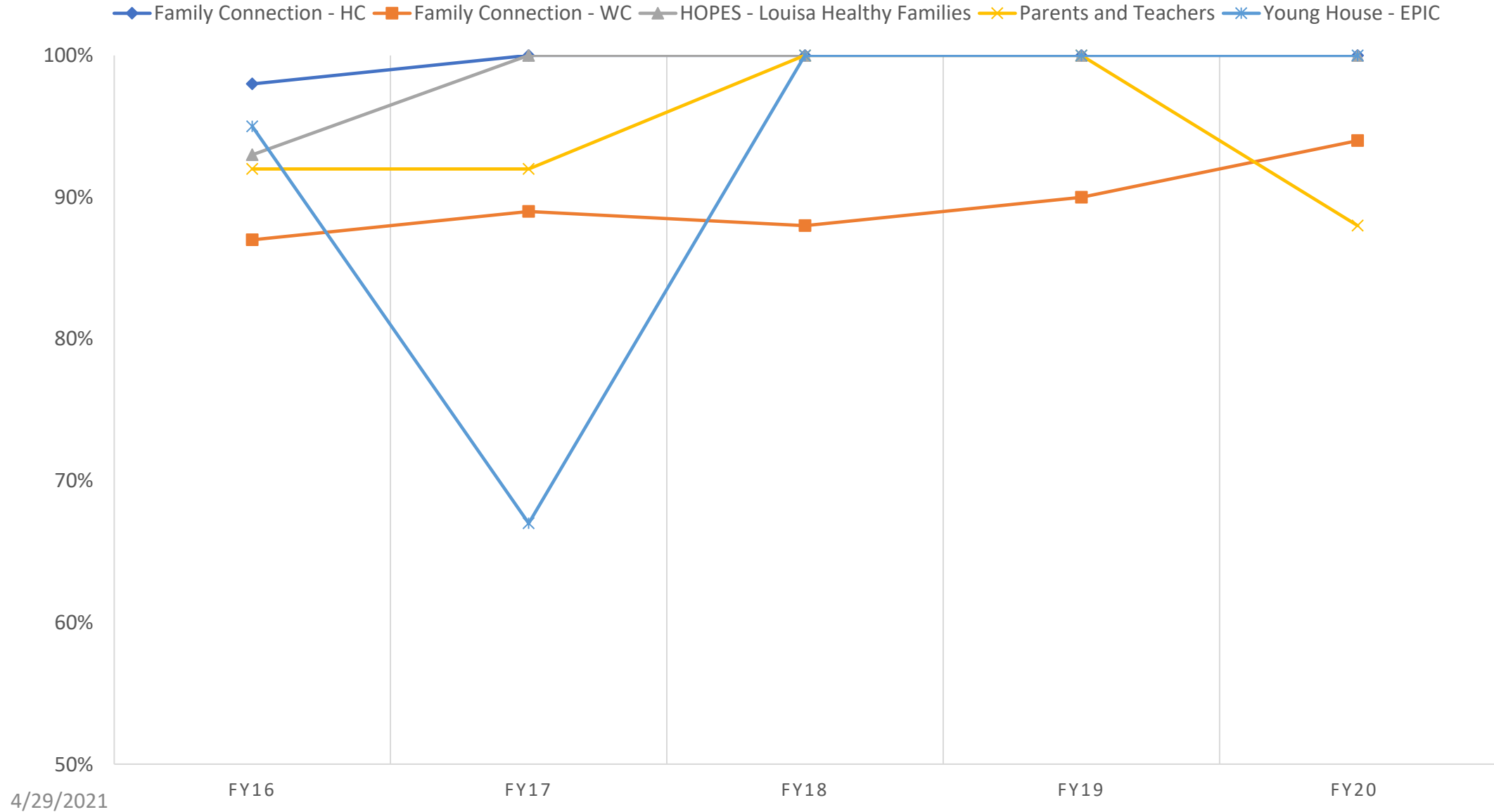


PERCENT ENROLLED WHO ARE FIRST TIME MOMS

◆ Family Connection - HC ■ Family Connection - WC ▲ HOPES Louisa Healthy Families ✕ Parents and Teachers * Young House - EPIC

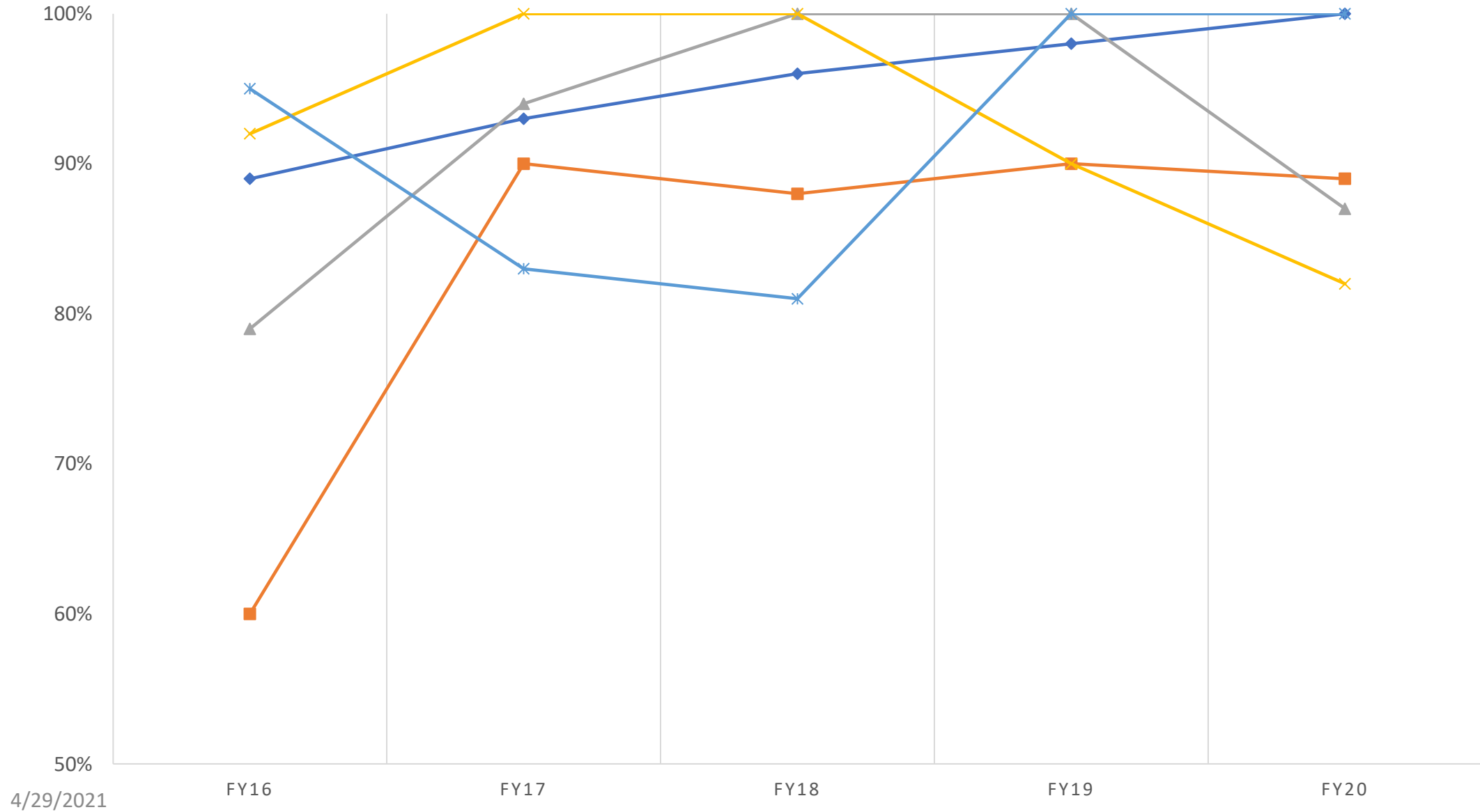


PERCENT IMPROVE OR MAINTAIN HEALTHY FAMILY FUNCTIONING, PROBLEM SOLVING, AND COMMUNICATION



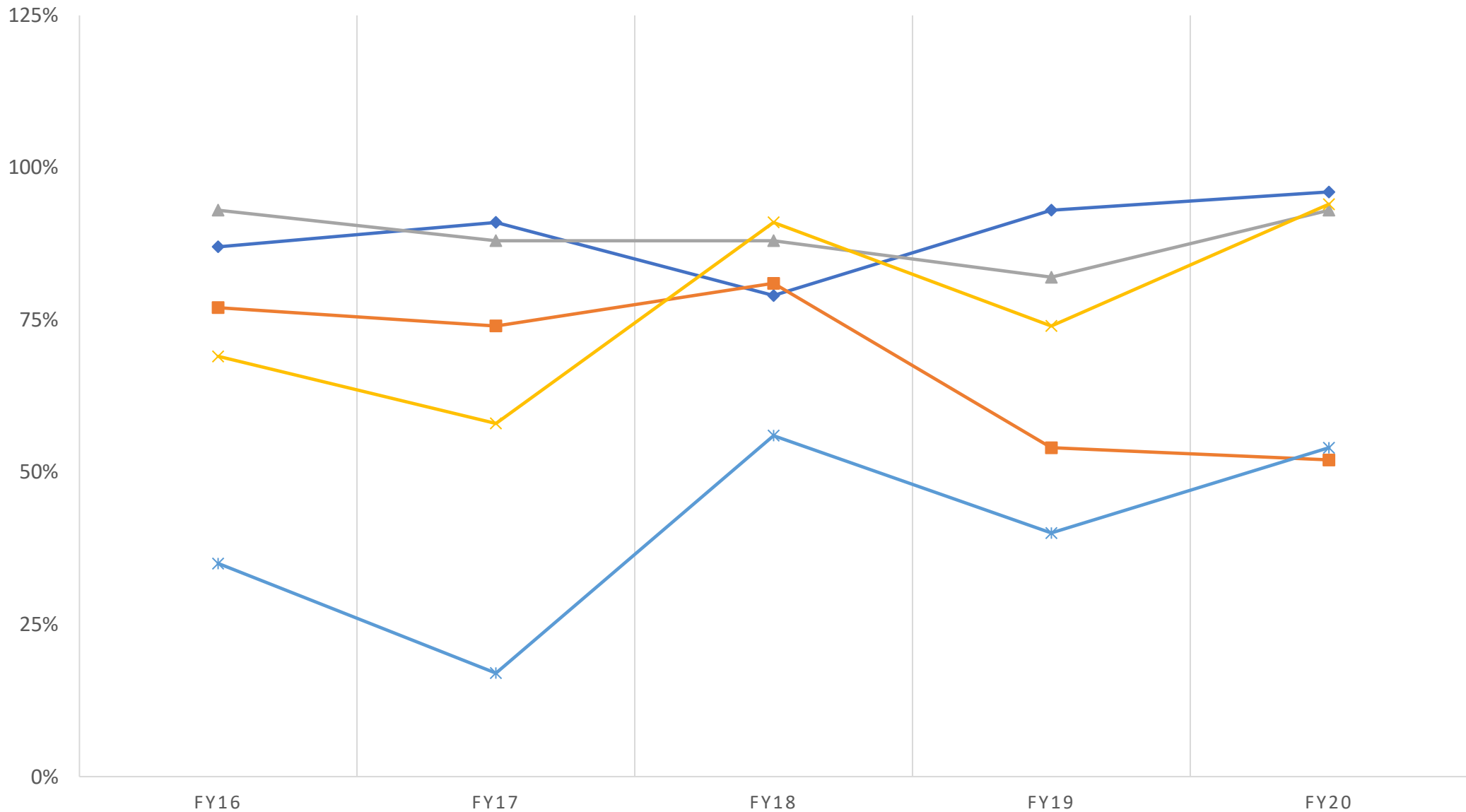
PERCENT INCREASE OR MAINTAIN SOCIAL SUPPORTS

◆ Family Connection - HC ■ Family Connection - WC ▲ HOPES - Louisa Healthy Families ✕ Parents and Teachers * Young House - EPIC

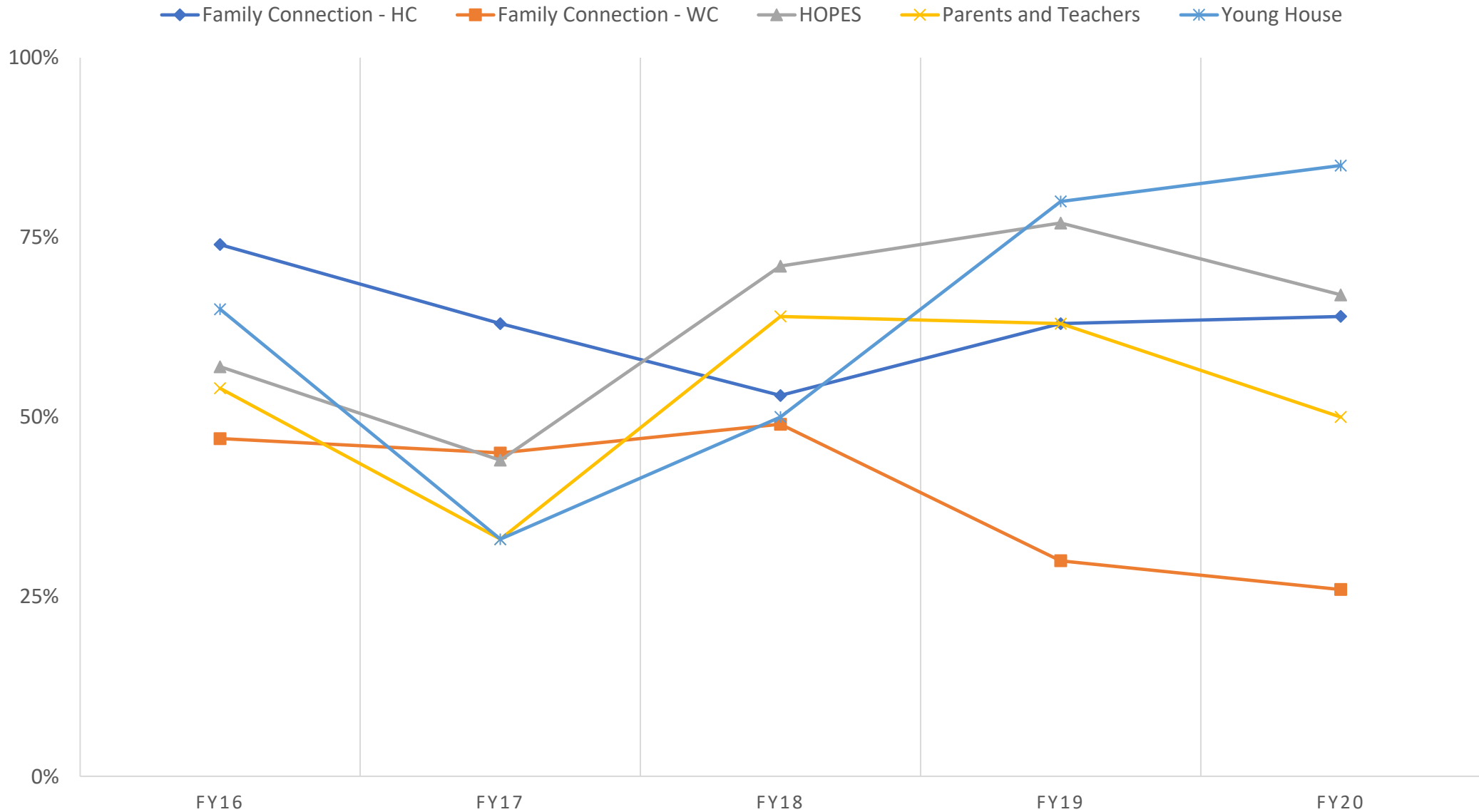


PERCENT CONNECTED TO ADDITIONAL CONCRETE SUPPORTS

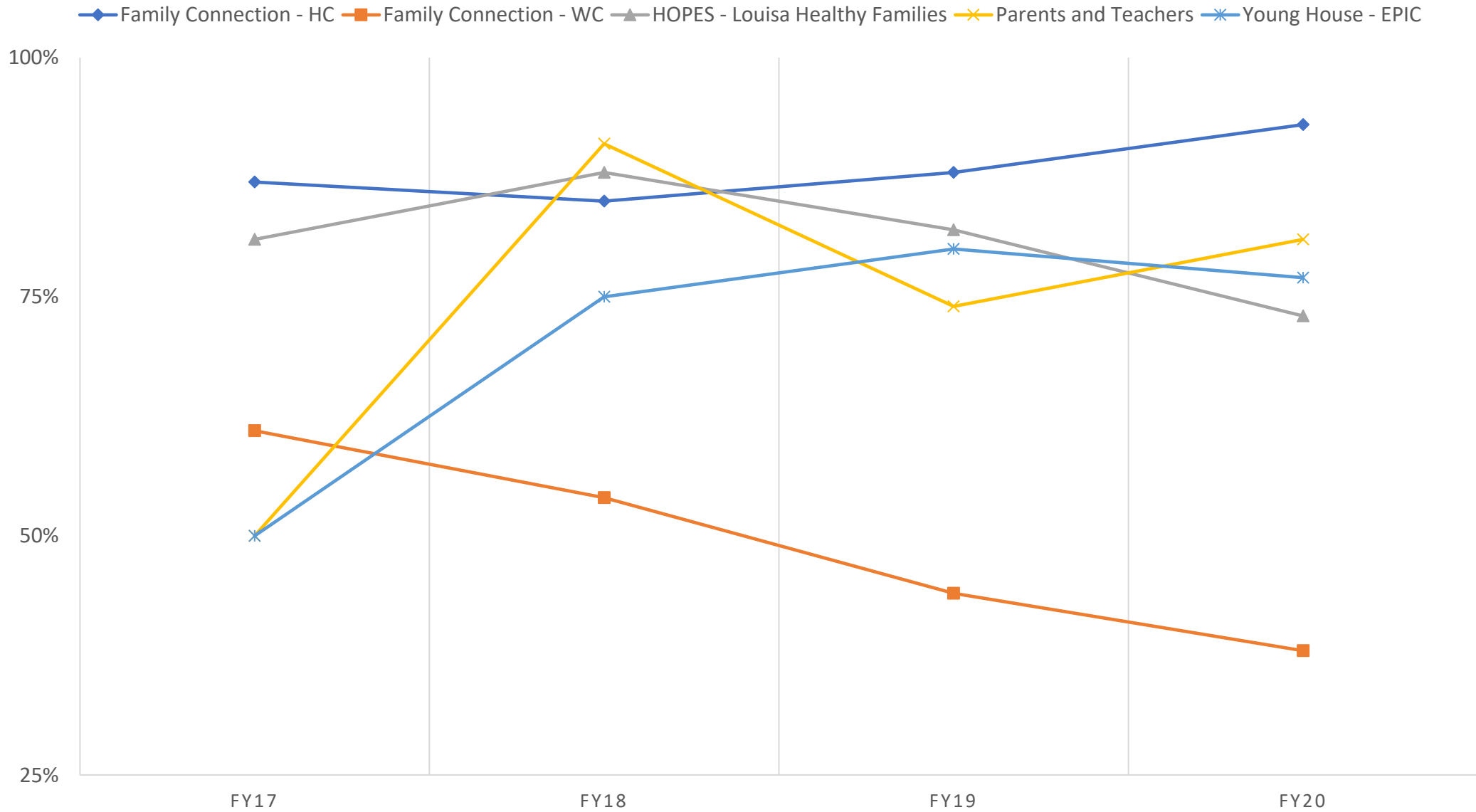
Family Connection - HC Family Connection - WC HOPES - Louisa Healthy Families Parents and Teachers Young House - EPIC



PERCENT IMPROVE NURTURING AND ATTACHMENT BETWEEN PARENT AND CHILD

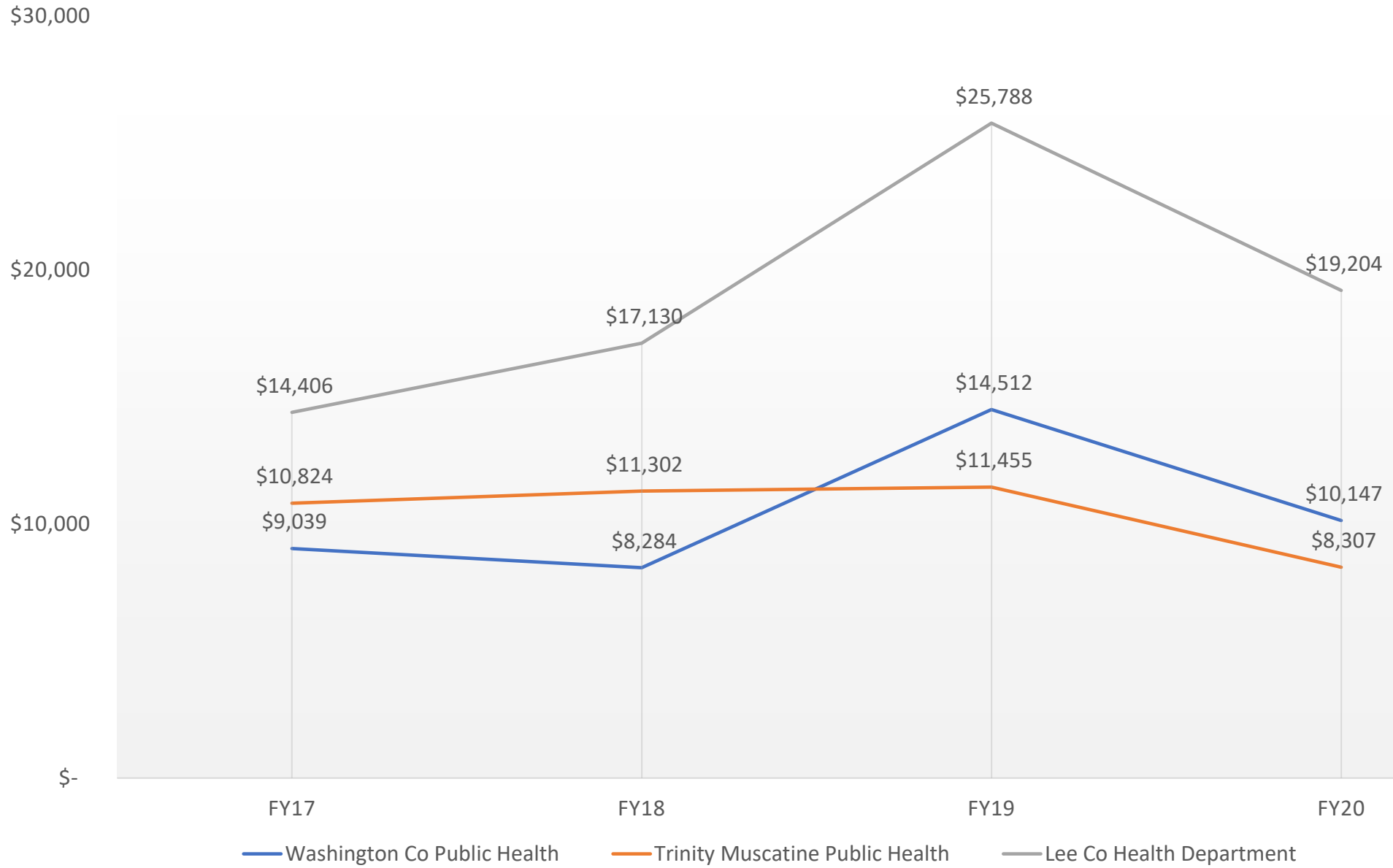


PERCENT INCREASE KNOWLEDGE ABOUT CHILD DEVELOPMENT AND PARENTING

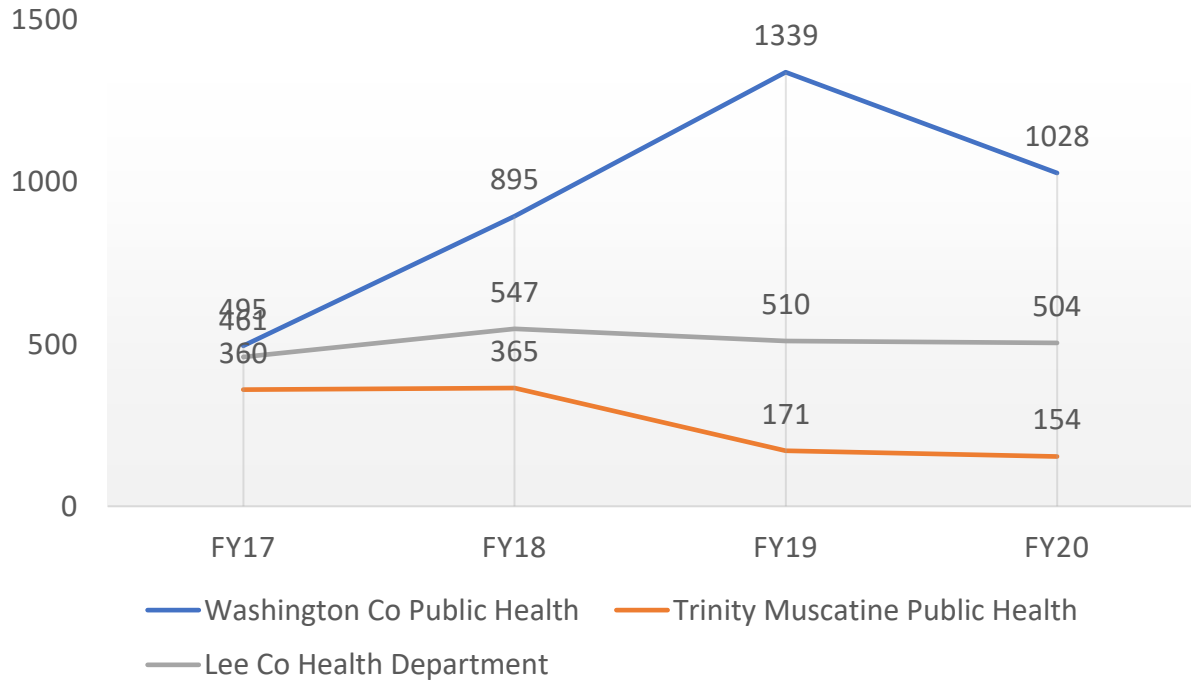


Dental Programs - Total Program Cost by Year

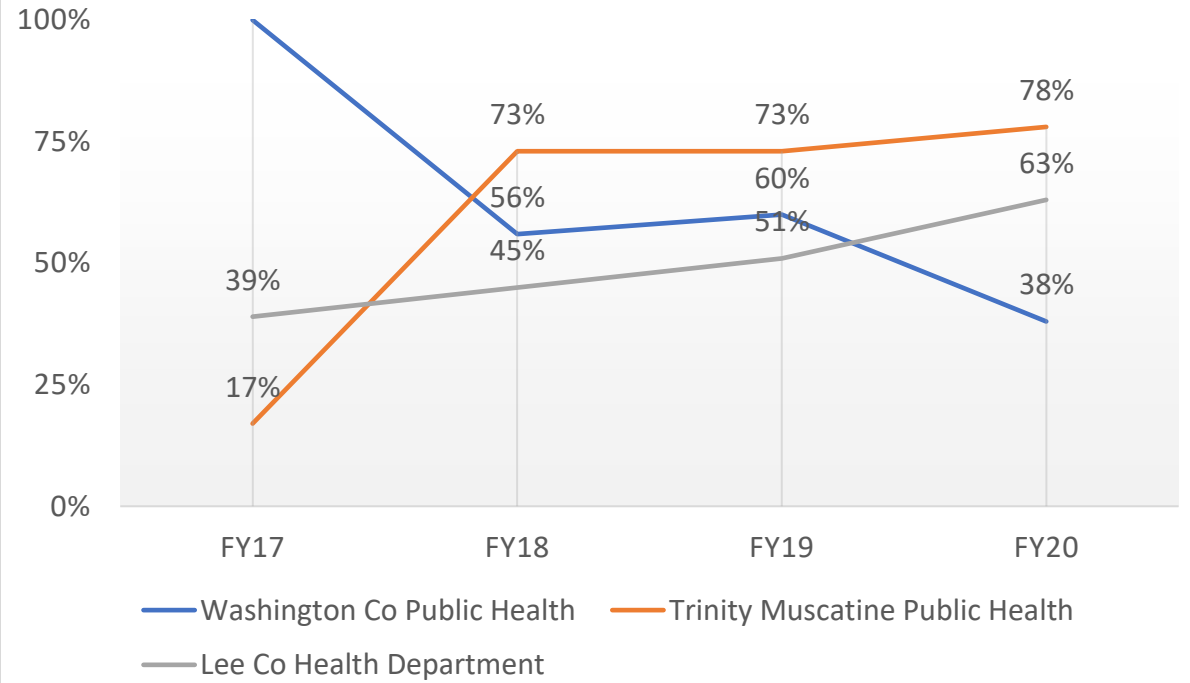
ECI funding only



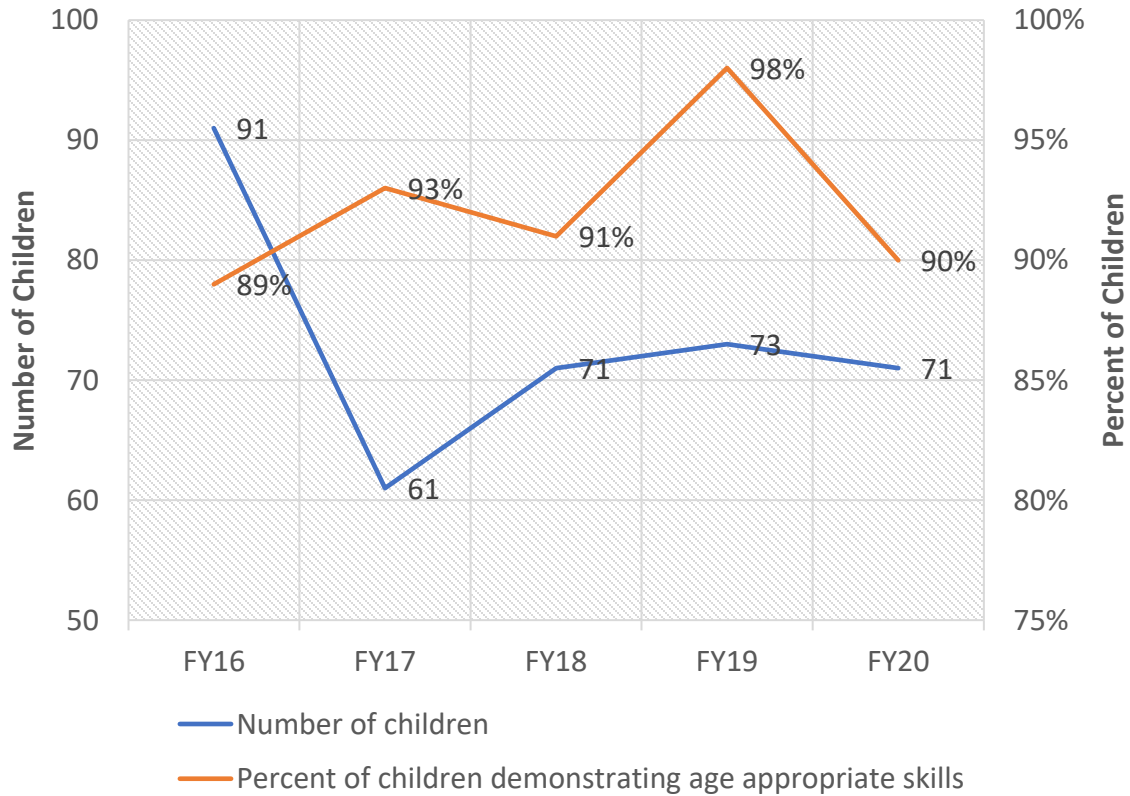
Dental Programs - Number of screenings completed



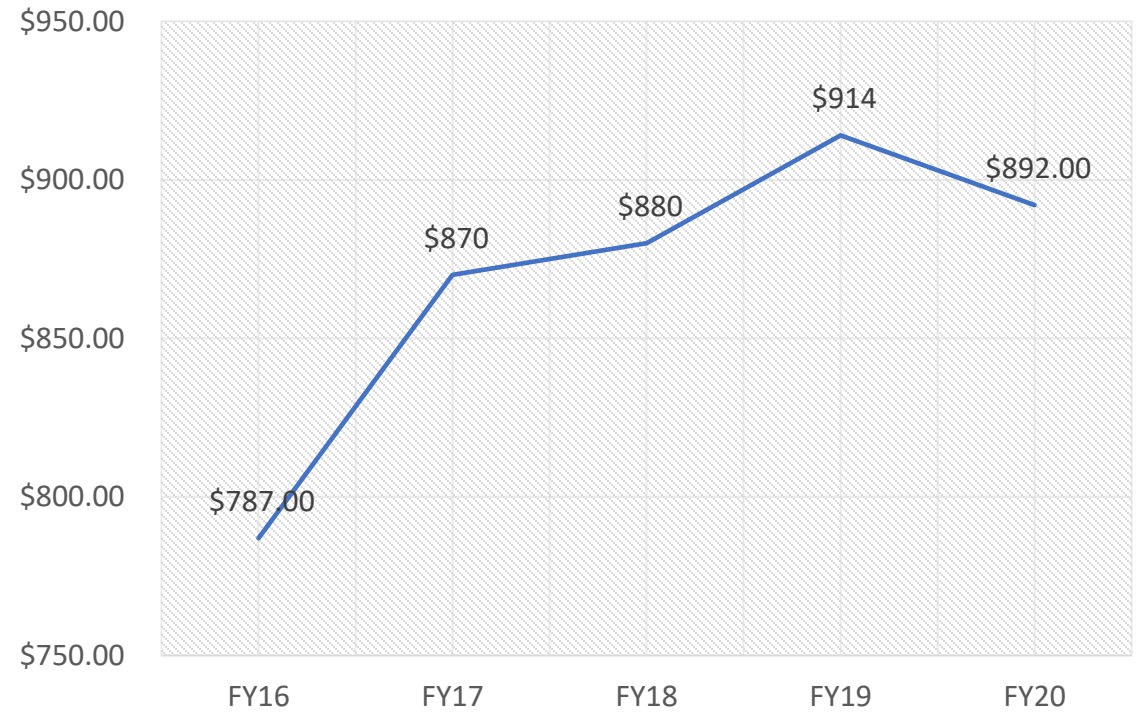
Dental Programs - Percent of children referred and received treatment



Preschool Scholarship Trend Data



Preschool Scholarship - Annual Cost Per Child



Childcare Staff Salary Support Sunset Policy – draft ideas

Overview

Purpose is to incentivize childcare businesses to work toward self-sustainability. Reducing optics of DHLW funding as a permanent source for staff salaries.

Things to consider:

What businesses will the policy apply to? Centers only? Regulated providers only?

Could a business re-apply after x number of years?

What if a business closes?

Option A: 4 year phase out

Year 1 – amount based on RFP and final award

Year 2 – 80% of year 1

Year 3 – 60%

Year 4 – 40%

Comments/Pros/Cons

- Service type would become a separate RFP that allows a 4yr contract with options to renew at the amounts shown above
- Allows for development of specific and strong performance measures relating to this service type and RFP
- Challenge is when and how to implement if you already have contracts like these in effect
 - Could put criteria in the RFP that allows currently funded programs to only ask for level funding in Year 1

Option B: General Contract Limits

General policy of the board to limit the number of years (consecutive?) that a childcare business can apply for and receive staff salary support.

Comments/Pros/Cons

- Easy → flat number of years
- The awarded amount could go up
 - Applicant can still ask for whatever amount they need and the board can still negotiate the amount every year.
- How would current contracts fit in?
 - Mt Pleasant CC and Burlington

FY22 - Requests for funding

Updated April 20th 2021

RFR #	Program/Agency	FY20 Expenses	FY21 Contract	FY22 Request	Notes
1	Louisa Healthy Families/LSI	\$ 78,357.95	\$ 78,197.00	\$ 77,464.00	LSI had 2 separate contracts in FY20 - Expenses noted reflect combined contracts
2	EPIC/Young House	\$ 50,790.87	\$ 58,247.64	\$ 58,247.64	23% unused funds in FY19, 13% unused in FY20, estimated 40-43% in FY21
3	PAT/Community Action SE Iowa	\$ 50,790.87	\$ 66,832.00	\$ 70,509.00	increased hours for supervisor in FY22
4	Family Connection/Henry CO ISUExt	\$ 89,605.08	\$ 103,568.00	\$ 103,960.00	same plan as last year - hire new PT staff at mid year point
5	Family Connection/Washington Co Public Health	\$ 144,297.38	\$ 121,000.00	\$ 121,105.00	same plan as last year - hire one new PT staff
6	Burlington early Childhood Center	\$ -	\$ 68,060.00	\$ 142,796.00	last year supported 1 staff. Asking for support with 15 staff as the center opens
7	Mt Pleasant Childcare Center	\$ -	\$ 25,000.00	\$ 72,000.00	application has some technical errors
8	CCNC - DSM Co/Lee Co Health Dept	\$ 29,129.00	\$ 33,061.00	\$ 35,688.00	
9	CCNC - Louisa Co/Trinity Muscatine Public Health	\$ 38,139.71	\$ 52,917.84	\$ 52,866.00	20% unspent funds in FY20
10	Dental - Henry, Washington CO/Washington Co Public Health	\$ 10,147.80	\$ 14,260.00	\$ 14,725.00	FY21 contract was reduced to \$5,390. Estimating to have about \$1900 of that unspent.
11	Dental - Louisa Co/Trinity Muscatine Public Health	\$ 8,307.16	\$ 13,645.26	\$ 13,638.10	39% unspent funds in FY20, estimated 45% unspent in FY21
12	Dental - DSM Co/Lee Co Health Dept	\$ 19,203.98	\$ 30,977.76	\$ 30,977.76	29% unspent funds in FY20
13	Child Abuse Prevention Training/RVAP	\$ -	\$ 2,017.00	\$ 4,435.81	
14	CART/Grant Wood AEA	\$ 18,463.93	\$ 21,829.61	\$ 22,467.11	
15	Preschool Scholarships/Community Action SE Iowa	\$ 63,354.79	\$ 75,000.00	\$ 75,490.00	FY21 contract was reduced to \$45,000
				\$ 896,369.42	Total Renewal Request
RFP	Program/Agency			FY22 Request	
A	Mt Pleasant Community Childcare Center			\$ 9,034.00	
B	TenderCare			\$ 50,673.00	
				\$ 59,707.00	Total Request (RFP)

Estimated amount of funding available for both RFRs and RFPs is \$960,000. This amount is subject to change depending on other decisions to be made at the May meeting and current contractor's ability to spend as they projected.