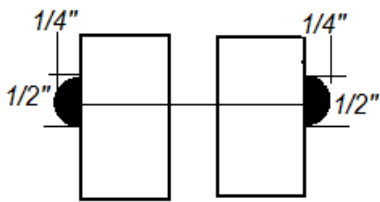


ACS-2300
INSTALLATION INSTRUCTIONS

LH Driver Side

- 1) Completely remove the original **OEM BOSCH** or **DOGA** system, motor and brackets.
- 2) Mount the drive unit **(d)** slots to original mounting holes
- 3) Mount the two wiper controls next to the Transmission selector
two small 1/2" notch are needed to install wipers controls into slots see Fig (2)
- 4) Wire harness is pre-set see diagram for Installation
- 5) Connect Red wire from harness to Ignition with a fuse no greater than 10 AMP.




(Fig2)



(a) Driver side - (b) Passenger side



Control switch and harness to be connected on **(a)** section for Driver side




Installation Hardware		
QTY	P/N	Description
1	AU-2319	Cover front shafts
2	AU-2323	Hex nut 1-3/8"
2	AU-2318	Flat washer 1-5/8"
4	AU-2321	Serrated flange hex bolt 3/8-16x1"
1	ACS--32-08MS	Wiper arm
1	ACS-10-32S	Wiper blade
1	AU-2315	Wire harness 4'
2	AU-2317	Flat Washer 1-1/4 x 1-1/4"

ACS-2300
 INSTALLATION INSTRUCTIONS



RH Passenger Side

- 1) Completely remove the OEM (**BOSCH** or **DOGA**) system motor and brackets.
- 2) Install retainer clip on transs link from motor before bracket (b) Installation see Fig (1) connect link (c) to main shaft from Bracket (a) with retainer clip before mounting bracket
- 3) Brackets (a) and (b) mounts on original mounting holes
- 4) Before tightening bracket (b) make sure motor does not touch front plastic cover.
 In case of miss alignment twist bracket and rear of motor toward the inside of the cab about 10 degree from position
- 5) After brackets are mounted tighten the two 9/16 bolts (e) on bracket (b).
- 6) Connect Red wire from harness to Ignition with a fuse no greater than 10 AMP.



(a) Driver **(b) Passenger**

Control switch and harness to be connected on (b) section for passenger side



Installation Hardware

QTY	P/N	Description
2	AU-2317	Flat Washer 1-1/4 x 1-1/4"
2	AU-2318	Flat Washer 1-5/8"
2	AU-2323	Hex nut 1-3/8"
2	AU-2327	Hex bolt 3/8-24x3/4
6	AU-2330	Serrated flange hex bolt 3/8-16x1"
1	AU-2320	Cover control switch
1	AU-2319	Cover front shafts
1	ACS-32-08MS	Wiper arm
1	ACS10-32S	Wiper blade
1	AU-2316	Wire harness 6'