



THOMPSON MEAT MACHINERY

5000 Series Mixer Mincers

OUTSTANDING PRODUCTION OUTPUT IN A COMPACT DESIGN

MACHINE IN COMPLIANCE
WITH AUSTRALIAN STANDARDS
AND REGULATIONS

5000 KG/HOUR PRODUCTION
OUTPUT CAPABILITIES.
1" Cut 13 mm Hole Plate

15kW 2 SPEED MINCE DRIVE
22kW Mince Drive (Options)

FEEDSCREW EJECTOR

500 L BOWL CAPACITY

HELICAL GEAR DRIVES
High Performance Mince & Mix



SAFETY INTERLOCKED AND
COUNTER-BALANCED LID

AUTO REVERSE FEEDSCREW
During Reciprocating Mixing cycle

HEAVY DUTY STAINLESS
STEEL BOWL & CABINET
Fully Seem Welded Construction

STAINLESS STEEL BARREL,
FEEDSCREW & LOCKRING

SEGMENTED STAINLESS
STEEL BARREL SYSTEM
Easy to remove

SAFETY INTERLOCKED KNIFE
& PLATE GUARD

"THOMPSON TOUGH"

LEADING AUSTRALIAN MANUFACTURERS OF MEAT PROCESSING MACHINERY

THOMPSON 5000 MIXER MINCERS

The **THOMPSON 5000 MIXER MINCER** is a step up from the highly successful Thompson 4000 Series Mixer Mincer. The **UNIQUE CHARACTERISTICS** of right angle feedscrew operation to mixing bowl reduces the length of feedscrew from the Thompson 4000 Series Mixer Mincer and helps to achieve similar **HIGH CAPACITY PRODUCTION OUTPUT RATE** as the Thompson 6000 Series Mixer Mincer.

The Thompson 5000 Mixer Mincer is **HEAVY DUTY INDUSTRIAL MACHINE** designed specifically for **LARGE VOLUME MIXING AND MINCING**. The Thompson 5000 Mixer Mincer is powered by **HIGH PERFORMANCE MOTORS** through 2 independent **HELICAL REDUCTION GEAR UNITS**.

The Thompson 5000 Mixer Mincer has the option of a **UNIQUE PRODUCT DISCHARGE CHUTE** that enables the mixing bowl to be emptied without passing through the feedscrew and cutting system. **REVERSE FEEDSCREW** during end discharge process (non-mince) ensures the product is dispensed from feedscrew channel into to mixing bowl and discharged out of the end discharge chute.

HIGH EFFICIENCY CUTTING SYSTEM is available as an option which **INCREASES PRODUCTION OUTPUT RATE BY UP TO 100%**.

- **PRIMARY CUT** through 13 mm hole plate, **8000 KG/HR, 130 KG/MIN**
- **SECONDARY CUT** through 4 mm hole plate, **7000 KG/HR, 120 KG/MIN**

The **LABOUR SAVINGS** achieved from this remarkable machine, along with the **HIGH QUALITY OF CUT** and **PRODUCT CONSISTENCY** will deliver outstanding production savings when comparisons are made with similar competitor machinery. The Thompson 5000 Mixer Mincer **DELIVERS YEARS OF QUIET** and **CONTINUOUS TROUBLE FREE OPERATION**.

FEATURES OF THE THOMPSON 5000 MIXER MINCER


- **2 Speed Mince Feedscrew Operation** - The 2nd speed mincing function ensures fastest possible production rate
- **Automatic Reversing Feedscrew** (optional) – Feedscrew automatically and intermittently reversing during mixing cycles to transport and eject product out of feedscrew channel into to mixing bowl to ensure homogenous blend of product batch.
- **15kW Helical Mince Drive** delivers a more powerful performance ensures efficient discharge whilst minimizing squashing or pulping of the product
- **Segmented Quick Release Removable Stainless Steel Barrel Assembly** enables thorough cleaning and sanitation
- **Reciprocate Mixing Action** ensures an efficient mix and dispensation of the product.
- **Counter-balanced Safety Interlocked Domed Lid** complete with viewing grills
- **Compact Design** with only 1709mm x 967mm of floor area required (excluding barrel and accessories)
- **56 Series (152mm) Cutting Head Size**
- **Low Loading Height**
- **Smooth Corners and Surface Finish** reduce cleaning down times
- **High Quality 304 Stainless Steel** machine body, barrel, feedscrew, locking and mixing paddle
- **Fully Seam Welded Bowl** - Welded both inside and outside

OPTIONS INCLUDE:

- 22kw Mince Motor
- Variable Speed Drive
- Unique Product Discharge Chute
- High Efficiency Cutting System
- Feedscrew Knife & Plate Carriage
- Gemini System
- De-bone / De-gristle Cutting Systems
- Ingredients or Liquid Pouring Channel to Lid
- Feedscrew Ejector



Segmented Removable Stainless Steel Barrel System



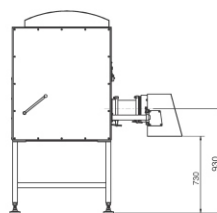
Mixing Paddle with Ribbon



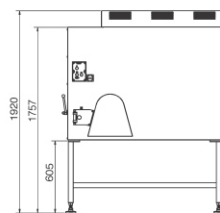
5000 Mixer Mincer with PCL Controlled Product Discharge Chute



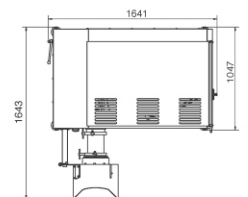
5000 Mixer Mincer with Open Hopper and Loading Hoist



LEFT SIDE VIEW



FRONT VIEW



TOP VIEW

THOMPSON 5000 MIXER MINCER SPECIFICATIONS: (BASED ON 415 v / 50 Hz)

Mince Motor (kW)	Mix Motor (kW)	Bowl Capacity	Mix Capacity Fresh Trim (kg)	*Power Supply (Amps)	Full Load Current (Amps)	Ship Size (cm) L x W x H	Ship Weight (kg)
15	4	500 L.	300	63	37	177 x 116 x 190	1200
22	4	500 L.	300	100	47	177 x 126 x 190	1250

*Machine power to be fitted with a "D" curve motor start circuit breaker
 Technical data is to be used as a guide only and is subject to change without notice.
 Dimensions and weight may vary in the course of development.

PRODUCT PERFORMANCE:

Product	13mm Hole Plate kg/hr	5mm Hole Plate kg/hr	3mm Hole Plate kg/hr
Primary Cut – Beef Trim	5,000	4,200	3,600
Secondary cut – Ground Beef		3,800	2,800

Production rates are dependent on the product and temperature of the product
 Technical data is to be used as a guide only and is subject to change without notice.

Manufactured in accordance with Australian Standards and Regulations



Delivering quality at the right price

Dussen Pty Ltd
 Unit 3/70 Andrew Street Wynnum, Qld Australia 4178

Phone: (+61) 7 3393 6552 Fax: (+61) 7 3393 6352
 Email: sales@dussen.com.au Website: www.dussen.com.au