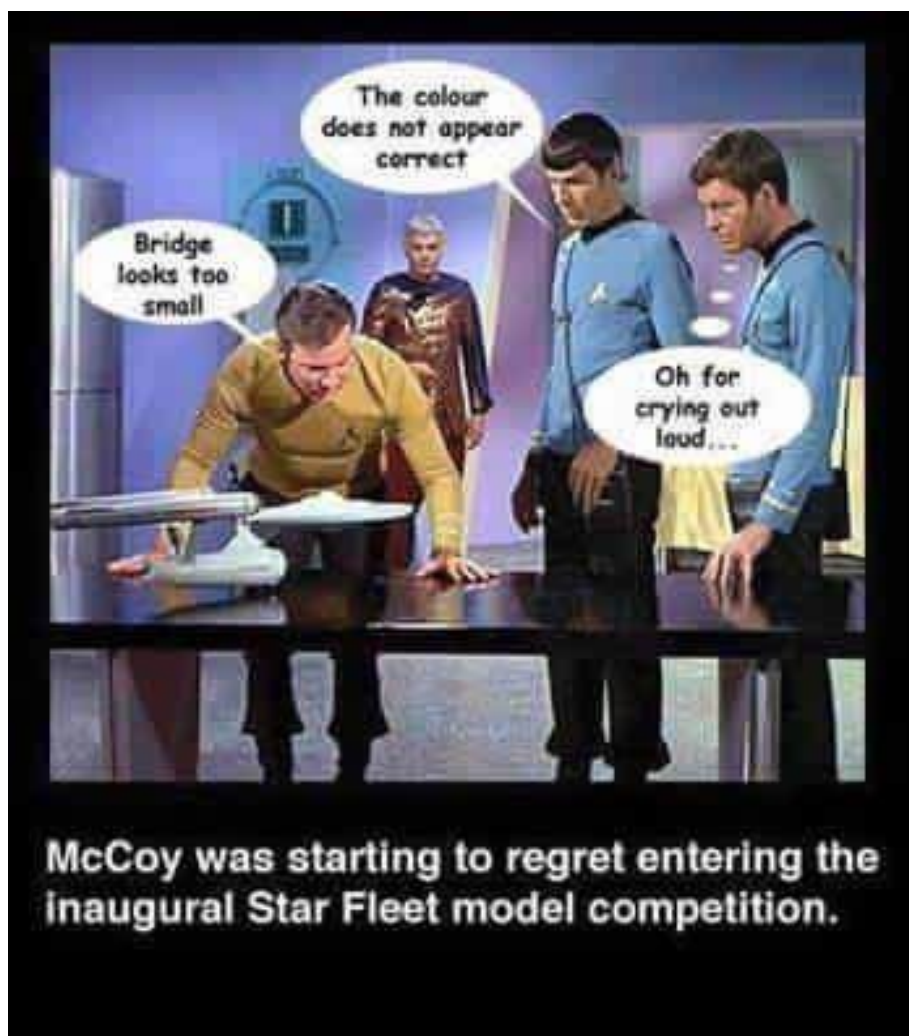




THE CORSAIR

IPMS Phoenix / Craig Hewitt Chapter



Corsair Stop Press Dates 2022

January	23rd
February	20th
March	20th
April	24th
May	22nd
June	26th
July	24th
August	21st
September	25th
October	23rd
November	20th
December	18th

THIS ISSUE

February Display Pictures.....	3
February Raffle Winners.....	6
Little Henry by Mike Mackowski.....	8
1/144 Skyhawk ladder by J. Pearsall.....	11
Club Contest Themes.....	12
Editors Corner.....	13
Club Meeting Calendar.....	16
Raffle Update & Upcoming Events.....	17
Website References	19

Fees are due this year Final Reminder

As we were well aware last year was a bit of an abnormality. We deemed everyone who was in good standing would not have to pay club fees for the whole of 2021. Well it is now a new, and hopefully better year, so it is time to start collecting club dues again.

Some of you have already paid and I keep a record of all paid fees so if you are in any doubt email me and I will tell you if you need to pay fees this year.

The easiest way to pay is bring your dues along to the monthly meeting and pay direct to Bill Dunkle. Fees are \$12 for an individual and \$15 for a family membership.

If you can't make meetings you can email bill using his email address which is bdunkle@msn.com Bill will then tell you how to get a cheque to him.

The club is not set up to do online or credit card payments.

Final reminders will be emailed to those in danger of missing out during March, but if you have not paid by March 31st you will be adjudged of no longer being in good standing and will lose all of the club benefits.


With 130 members on the books I am hoping that we do not have to withdraw membership privileges from anyone which is why I am posting this final reminder article.

Any questions please feel free to email me at lyngorton@hotmail.com

February Display Pictures



February Display Pictures



February Display Pictures



February Raffle Winners



February Raffle Winners



The McDonnell XH-20 “Little Henry” Helicopter

Mike Mackowski

Many of you know that I started my engineering career at McDonnell Douglas in St. Louis. That has inspired me to build a model collection of examples of as many of the aircraft types built there as I can, including the rare and unusual.

My latest project is a small ramjet-powered helicopter, one of several helicopter projects McDonnell developed in the 1940s and through the early 1950s. This tiny experimental helicopter explored the concept of ramjet-powered rotors. The twin-bladed rotor had a 10-pound ramjet burner at each tip, which eliminated engines, gearboxes, anti-torque issues, etc. Fuel was sent from saddle tanks through feed lines to the rotor head. The US Air Force ordered production of two test beds in 1946. The design was a simple open frame of welded tubes with a rotor diameter of 18 feet. The first free flight was on August 29, 1947, in St. Louis, Figure 1. Excessive fuel consumption and extreme noise resulted in the test program ending in 1951. One of the vehicles was preserved and is now part of the collection of the Air Force Museum at Wright-Patterson AFB, Ohio, Figure 2.



1. Flight test of the XH-20 Little Henry



2. The first XH-20 on display at the Museum of the US Air Force


For more details, see: http://www.aviastar.org/helicopters_eng/mcdonnell_henry.php

The McDonnell XH-20 “Little Henry” Helicopter

Mike Mackowski


The Model

I found a set of three-view drawings and scaled them to 1/72. This was going to be tiny! I built up the main framework with a combination of styrene strip and rod, and some brass rod. I taped the parts on a sheet of glass above the drawings while the glue set up, Figure 3.



3. The beginning of the framework

A tripod arrangement formed the rotor support, Figure 4



4. The rotor support, seat, and fuel tank brackets added

More details completed the main assembly, Figure 5. Some spare PE parts served as the foot pedals.

The McDonnell XH-20 “Little Henry” Helicopter

Mike Mackowski



7. Rotor under construction

I made my own decals, printed on an inkjet printer. The text was so tiny I had to select the smallest size and then print at 50% to get the required results. I found an old pilot figure and removed his oxygen hose and installed him on the seat to get a better sense of scale. The result, Figures 8 and 9, makes a nice addition to my collection of unusual McDonnell Aircraft projects.



8. The completed model of the XH-20

Brengun 1/144 A-4 Skyhawk Ladder Jim Pearsall

THE KIT

This item comes as a single small PE fret. It's the boarding ladder for a 1/144 Skyhawk, the base kit by Platz, and it's been reboxed by Eduard.

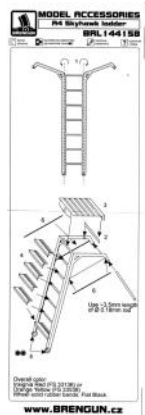
ASSEMBLY AND INSTALLATION

I cut the base part from the fret. I formed the ladder legs to 90 degrees from the steps. Then I cut the brace that goes on under the platform, then added the platform. The steps were next, and then the two braces that run from the step support to under the platform.

I painted the ladder assembly bright yellow. I also painted the steps and top of the platform flat black, as anti-slip coatings. The wheels were then painted flat black and added to the bottom of the ladder.

This may sound quick and easy, but it really wasn't. The top brackets that go under the top platform are very fragile, and bent whenever I touched them. That's one reason I had to install the platform early in the build. The braces from the steps to the platform are also very easily bent, all I had to do was touch them. My thought is that this would be a marvelous build if it was in 1/72 or 1/48 scale, and 1/144 really makes it a challenge to assemble. But then is this a pragmatist's hobby?

OVERALL EVALUATION: Recommended. This would be a decent addition to a Skyhawk on a carrier deck.



2022 Club Contest Themes

2022 Club Contest Themes

January: TBA

February: Hollywood

March: Orphans “Any subject from a company no longer in Business”

April: TBA

May: TBA

June: TBA

July: TBA

August: TBA

September: TBA

October: TBA

November: TBA

December: “White Elephant”

Note there will be no competition due to the White Elephant but displays are welcome



EDITORS CORNER

BY LYN GORTON

As you will see from the remarks on Page 2 this will be the penultimate Corsair that you receive if you are adjudged to be no longer in good Standing by the end of March. If you are not at the March meeting, you can find details on how to contact Bill Dunkle to pay your dues by post on Page 2. The club is not set up for online or credit card payments.

If you adjudged to be no longer in good standing you will not only lose the automatic receipt of the Corsair, you will also lose the right to vote on any club business, and you will also be ineligible to qualify for any competition prizes or any other activities that the club has Upcoming.

If you are not sure if you are up to date you can either contact me (lyngorton@hotmail.com) Or wait for an email informing you that you are in danger of losing your membership standing.

The cost of Membership is only \$12 a year or \$15 for a family membership. We seem to go through this every year and I think that the 3 months of reminders should be enough.

A couple of good and interesting articles in this months issue, one from Mike MacKowski on the little Henry helicopter, and one from the late Jim Pearsall on the 1/144 Skyhawk Ladder.

Jim was an avid builder of 1/144 scale kits an I still enjoy reading his reviews and seeing the pictures. My hands are way too big for that scale and I hade to even move up from 1/72 scale to compensate for old age.

I welcome any articles about modeling or local history that in some way may relate to model subjects. You can send any articles or comments direct to me at lyngorton@hotmail.com. It helps if pictures are in jpg format and words are in a simple text format. I can not handle PDF documents as I use publisher and PDF will not import into it.



February, 2022

Military

1508: WWI Artillery- Somme Red Mud

1509: WWI Artillery- Champagne Off-white Mud

1510: WWI Artillery- Field Grey

1511: WWI Artillery- Bright Yellow (Hellgölbe)

3D Printed & Cast Resin

9299: Kansas City Southern- Southern Belle Scheme, Red

9300: Kansas City Southern- Southern Belle Scheme, Yellow

Aerosols

4041: Gloss Medium Green

4042: Gloss Dark Green

We are always open to new ideas for paints. If there are colors that you need but aren't made, shoot us an email at tru.colorpaint1@yahoo.com. If we can find enough information on the color, we could put it in the next year's product schedule.

Scott Cohen

Co-Owner- Tru-Color Paint
Marketing, Strategy & Finance
4220 West Opportunity Way, Suite 104
Phoenix, AZ 85086 USA
Info Phone: 1-623-551-2548
Sales Phone: 1-714-488-9779
Email 1: tcpmodelpaint@gmail.com
Email 2: tru.colorpaint1@yahoo.com



Membership

For only \$1 a month you get all of this

- . Monthly club newsletter**
- . Discounted club T-shirts**
- . Modelzona**
- . Monthly Raffle Prizes**
- . Monthly contest awards**
- . Annual club Christmas party**
- . And more**

Remember that you have to be a member **in good standing to enter and win competitions, get a copy of the monthly newsletter sent directly to your email, and vote for anything that the club brings to the table.**

So Make sure to see Treasurer, “Bill Dunkle”, at the club meeting to sign up for membership

2022 CLUB MEETING CALENDAR

All meetings held at American Legion Post #1, 364 N. 7th Ave., Phoenix, AZ 85003

JANUARY 2022Tuesday 4th, 7pm
Seminar/Speaker:**JULY 2022**Tuesday 5th, 7pm
Seminar/Speaker:**FEBRUARY 2022**Tuesday 1st 7pm
Seminar/Speaker: Valuing Models
from Collections/Dick Christ**AUGUST 2022**Tuesday 2nd, 7pm
Event : **Club Swapmeet****MARCH 2022**Tuesday 1st, 7pm
Seminar/Speaker: Making Scale Rope/
Jeff Alderman**SEPTEMBER 2022**Tuesday 6th, 7pm
Seminar/Speaker:**APRIL 2022**Tuesday 5th 7pm
Seminar/Speaker: Brian Baker/
OshKosh fly ins**OCTOBER 2022**Tuesday 4th, 7pm
Seminar/Speaker:**MAY 2022**Tuesday 2nd, 7pm
Seminar/Speaker:**NOVEMBER 2022**Tuesday 1st 7pm
Seminar/Speaker:**JUNE 2022**Tuesday 7th 7pm
Seminar/Speaker:**DECEMBER 2022**Tuesday 6th, 7pm
Event: **White Elephant**



March Raffle

Tickets are \$1 or six for \$5.

Item A: Hobby Boss 1/550 R.M.S. Titanic

Item B: Academy 1/288 Space Shuttle and Booster Rockets

Item C: Revell 1/48 AH-64A Apache Helicopter

Item D: Academy 1/72 F-15E Strike Eagle

Item E: Academy 1/32 Sopwith Camel F.1

Item F: Tamiya 1/35 M41 Walker Bulldog (includes a 2nd kit that has been started - for extra parts)

Item G: AMT 1/25 1966 Buick Wildcat Hardtop

Item H - Special \$5/ticket: DMT (Dragon) 1/35 Sd.Kfz.164 Nashorn with lots of aftermarket stuff

UPCOMING EVENTS

April 23rd—Desert Scale Classic

November 5th—Modelzona

IPMS Phoenix / Craig Hewitt Chapter

2022 Chapter Officers

The club meets at 7pm on the first Tuesday of each month at the American Legion Post #1 in Phoenix. Check the club website at www.ipms-phoenix.com for more meeting info.

American Legion Post #1

364 N. 7th Ave.
Phoenix, AZ 85003

The post is located South of I-10 just a few blocks North of Van Buren. Look for the huge American flag.

President.....	Dick Christ.....	http://www.ipms-phoenix.com/
Vice President.....	Kevin Henthorn.....	http://www.ipms-phoenix.com/
Secretary	John Carroll	http://www.ipms-phoenix.com/
Treasurer	Bill Dunkle.....	http://www.ipms-phoenix.com/
Member At Large.....	Tim Bongard.....	http://www.ipms-phoenix.com/
Membership Chair.....	Lyn Gorton.....	http://www.ipms-phoenix.com/
Webmaster.....	Tim Bongard.....	http://www.ipms-phoenix.com/
Newsletter Editor	Lyn Gorton	lyngorton@hotmail.com

DESERT SCALE CLASSIC **LIVE**

DSC



Model Car **18** Championship & Swap Meet

Saturday, April 23, 2022
8am to 5pm

THE CHAMPIONSHIP

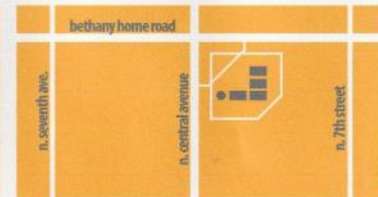
1st through 3rd Place Awards • Master Awards • Raffle Prizes • Free Kid's Make & Take
Project & Display Tables • Automotive Models & Displays Only
Online Registration, Classes and Rules at desertscaleclassic.com

EXPANDED SWAP MEET



Dozens of Vendors • New & Vintage Kits • Aftermarket Supplies • Reference Materials
More Spacious • Bigger Tables • More Vendors • Extended Hours • Vendor Tables Available
Email DSC-HQ@cox.net or call Dan @ 480.540.3608

THE LOCATION

NORTH PHOENIX BAPTIST CHURCH
5757 N. Central Avenue, Bldg. B, Phoenix
Watch desertscaleclassic.com



Special thanks to our sponsors:



Useful Links

Bjorn Jacobsen—Aircraft Dioramas	www.dioramas-and-models.com
Plasmo—good visual instructions on “You Tube”	just search for plasmo
Kittyhawk replacement parts	Sophialynn@gmail.com
Trumpeter replacement parts	Joanna@trumpeter-china.com
Special Hobby	www.specialhobby.Ev/contact
Tamiya—US	support@Tamiya.com
MRCsupport@modelrectifier.com	
Rivet detail and schematic drawings	www.airwar.ru
Fine Scale modeling techniques	http://paulbudzik.com
“How to “Videos	Youtube.com/Andyshobbyheadquarters
Online magazine for all things avionic	www.wingleadermagazine.co.uk
Sky Harbor Informational site	http://www.visitingphx.com/index.html
Military Colors And Camouflage	http://www.theworldwars.net/resources/
Info on Aircraft Tyres	https://www.jupitor.co.jp/pdf/michelin_aircraft.pdf
Spare parts for Airfix	support.airfix.com/hc/en-gb/articles/360019394159-Spare-Parts
Video tour of USAF Museum in Ohio	https://aerodynamicmedia.com/usaf-museum-storage-video/
New digital magazine	www.phoenixscalepublications.co.uk

If you have a good reference site let me have a brief description and a web address and we will keep this list as a reference.

Join the IPMS/USA!

\$30 annual membership includes a one year subscription to the IPMS Journal. Visit www.ipmsusa.org to download a membership form. Or you can write to:



IPMS/USA PO Box 1411
Riverview,
FL 33568-1411

Membership also gives you access to the online Discussion Forum, where you can exchange ideas and information with other members of IPMS.



CONTENT NEEDED!!!!

The Corsair needs your help! To keep this newsletter filled with all the great content, I need your help with content. Here are some useful items that I can use to put together future issues each month:

- Kit reviews/In-box reviews
- Website links
- Modeling related articles
- Commentary and featured columns
- Neat, strange or otherwise shareable pictures
- Book reviews
- Trip and vacation write-ups

Anything you have can be used. Don't hesitate. Even a few paragraphs are great.



SUPPORT YOUR LOCAL HOBBY SHOP!



RIGHT
STUFF,
RIGHT PRICE

www.thehobbydepot.com

216 W. Southern Ave.
Tempe, AZ 85282



Rhino's
Hobby Tools
& More

f Rhino's Hobby Tools & More

Michael Ronnau
cactus_rhino@cox.net

www.airline-hobby.com

*Your One Stop Source for
Scale Model Airliner Kits, Decals,
Diecasts and Accessories*

HOBBY BENCH

2 Great Locations!

8058 N. 19th Ave.
NW corner
19th Ave. & Northern
602-995-1755

4240 W. Bell Rd.
NE corner
43rd Ave. & Bell
602-547-1828

WAR BOOKS
AND HOBBIES

KEITH PEIPER, MANAGER

(480) 994-2263

AVALON_WAR_BOOKS@YAHOO.COM

WE BUY COLLECTIONS

space in miniature

Space modeling reference books
by Mike Mackowski.

www.spaceinminiature.com



THE MAD MEATBALL

MIKE CHOLEWA

602-944-4096

"DEALER IN PRE-OWNED PLASTIC"

12629 NORTH 21ST DRIVE PHOENIX, AZ 85029



**ANDY'S HOBBY
HEADQUARTERS**



15224 N. 59th Avenue, Suite 12
Glendale, AZ, 85306
tel. (602) 439-1456



Tru-Color Paint

Model Railroad, Automobile,
and Building Paint

Scott Cohen

Marketing, Finance, Product Development,
Supply Chain, Inventory & QC/QA

Post Office Box 74524
Phoenix, AZ, 85087-4524
tru.colorpaint1@yahoo.com

Sales: (714) 488-9779

Info: (623) 551-2548

www.trucolorpaint.com

SUPPORT YOUR LOCAL HOBBY SHOP!



GRAND PRIX REPRODUCTIONS

JEFF ALDERMAN

MASTER MODELER

jeff@grandprixreproductions.com

(623) 385-9060

WWW.GRANDPRIXREPRODUCTIONS.COM

