

# Iceboat Right of Way Rules

LRIBYC

### ICEBOAT RIGHT OF WAY & SAFETY REQUIREMENTS

Below are a few definitions & Major sailing rules--KNOW THEM AND USE THEM ALL!!  
 Note- The wind is always from the top to the bottom of this page.

<p><b>PART I</b>    <b>DEFINITIONS</b></p>	<p style="text-align: center;"><b>PORT TACK</b></p>	<p style="text-align: center;"><b>STARBOARD TACK</b></p>	<p style="text-align: center;"><b>WINDWARD YACHT</b></p> <p style="text-align: center;"><b>LEEWARD YACHT</b></p>
<p><b>Rule A- FAIR SAILING-</b> Act in terms of <b>COMMON SENSE, SAFETY, &amp; GOOD SPORTSMANSHIP</b></p> <p><b>Rule B- RIGHT OF WAY-</b> Yachts must <b>KEEP CLEAR</b> as follows;</p>			

1. In Motion;

KEEP CLEAR  
of  
Stopped  
Yacht

2\* Off the wind:


KEEP  
CLEAR



Off Wind keep clear on both  
PORT and STARBOARD  
Tacts (DIFFERENT THAN  
WET SAILING)

3a. On the wind,  
Port Tack:

KEEP  
CLEAR



3b. Off the wind,  
Port Tack:

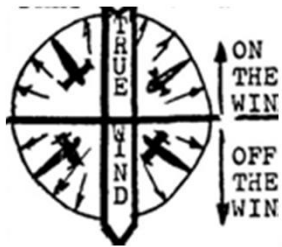


**KEEP  
CLEAR**




4a. On the wind,  
Same tack,  
Windward yacht:

**KEEP  
CLEAR**



4b\* Off the wind,  
Same tack,  
Leeward yacht:



**KEEP  
CLEAR**



(DIFFERENT THAN  
WET SAILING)

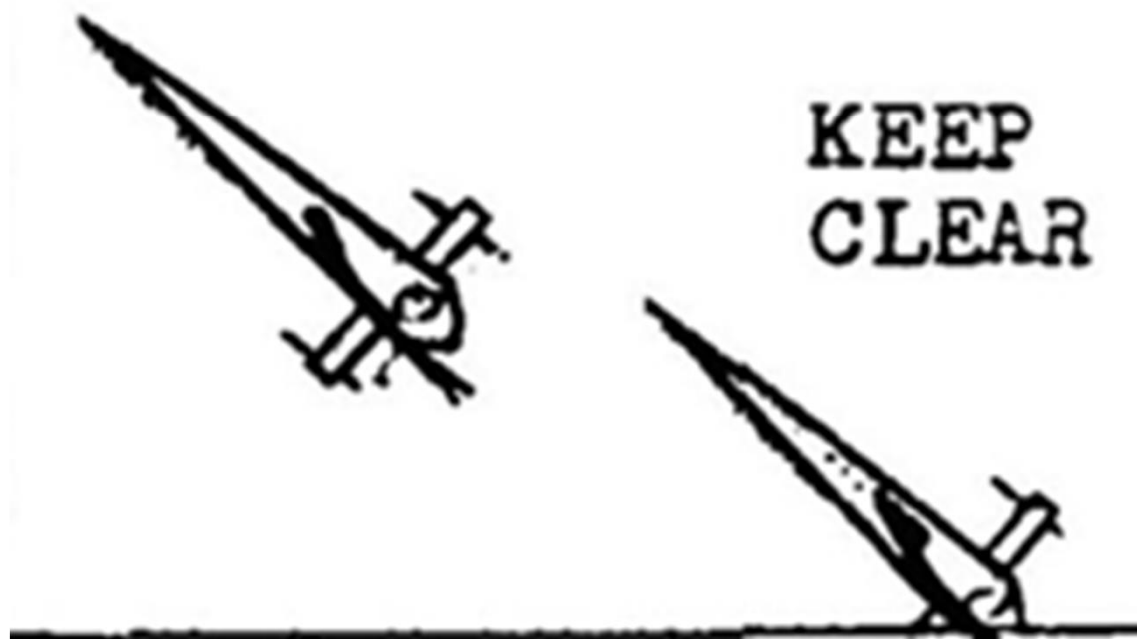


5a. Right of way  
yacht:

Do not alter course  
so as to mislead or  
prevent a Non-Right  
of-Way yacht from  
keeping clear.



5b. Faster yacht,  
Same tack,  
From rear:

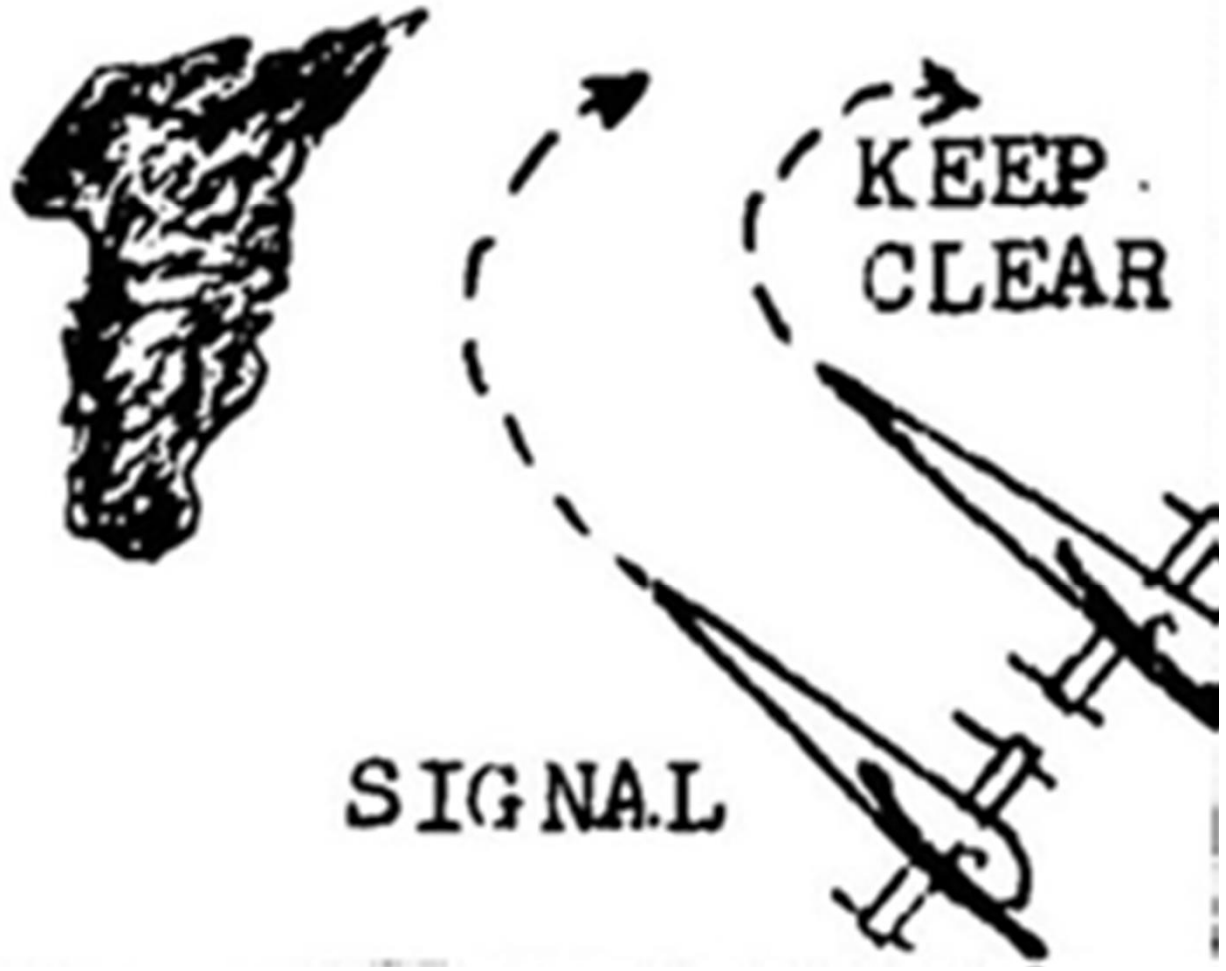


## 6. Tack or Jibe:

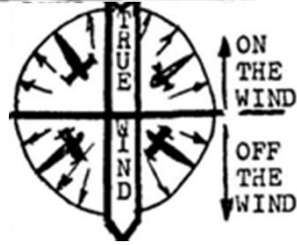
Do Not, if  
Collision  
is PROBABLE



# 7. Obstruction:



8\* Rounding Mark  
 Outside Boat:  
 KEEP CLEAR



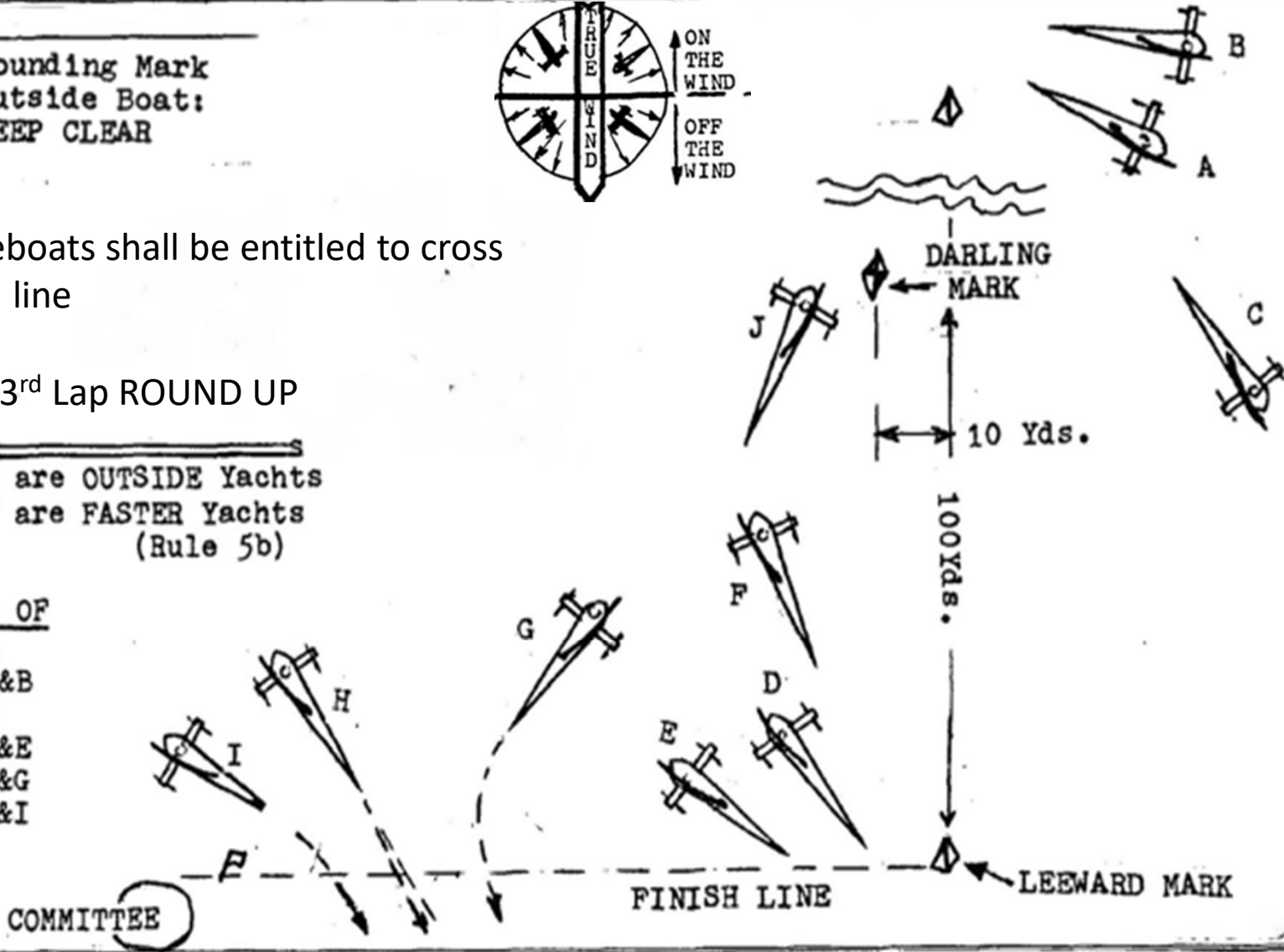
All iceboats shall be entitled to cross  
 Finish line

NEW 3<sup>rd</sup> Lap ROUND UP

B, E, H, G are OUTSIDE Yachts  
 C, F, J are FASTER Yachts  
 (Rule 5b)

KEEP CLEAR - OF

- B - A
- C - A&B
- E - D
- F - D&E
- H - I&G
- G - H&I



# Darling Mark

Darling Mark is a mark of the course to prevent starboard tack from forcing inside OVERLAP at the Leeward Mark. (cannot go between Darling and Leeward mark)

GREEN Flag Located 100 yds to windward from Leeward Mark.

Now there may be Darling Mark at the windward Mark (DN Nationals)

# Different from Wet Water Sailing

Rules 2, 4b, and 8 differ from Wet sailing

2\* Off the wind:

KEEP CLEAR



4b\* Off the wind,  
Same tack,  
Leeward yacht:

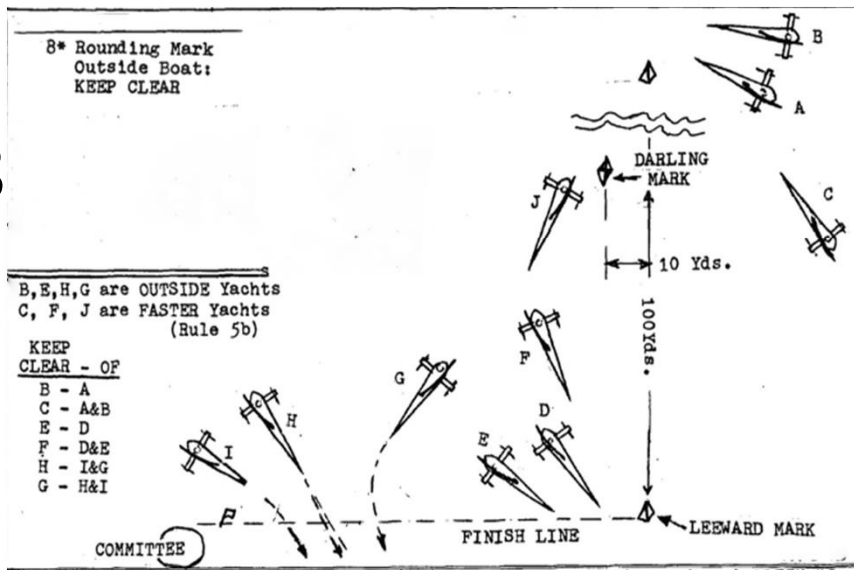


KEEP CLEAR

8

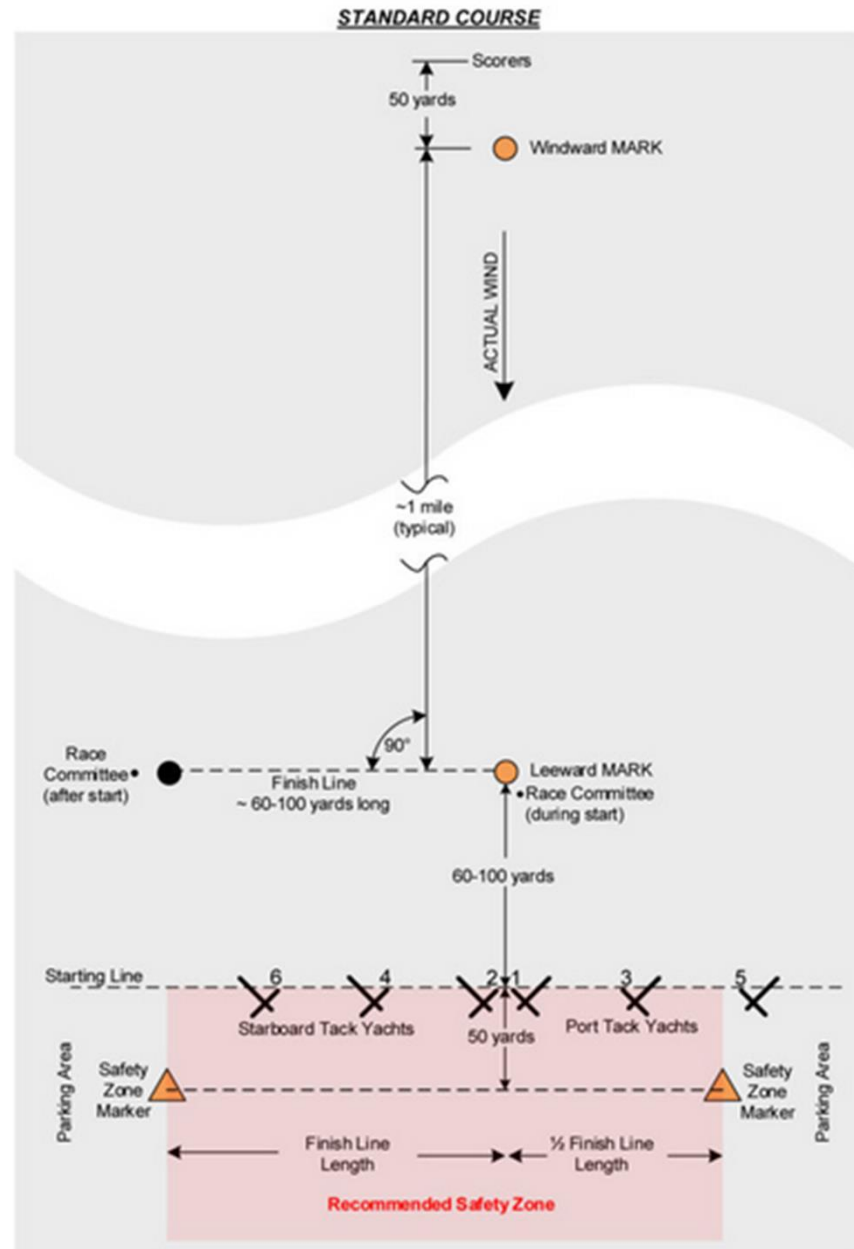


8\* Rounding Mark  
Outside Boat:  
KEEP CLEAR



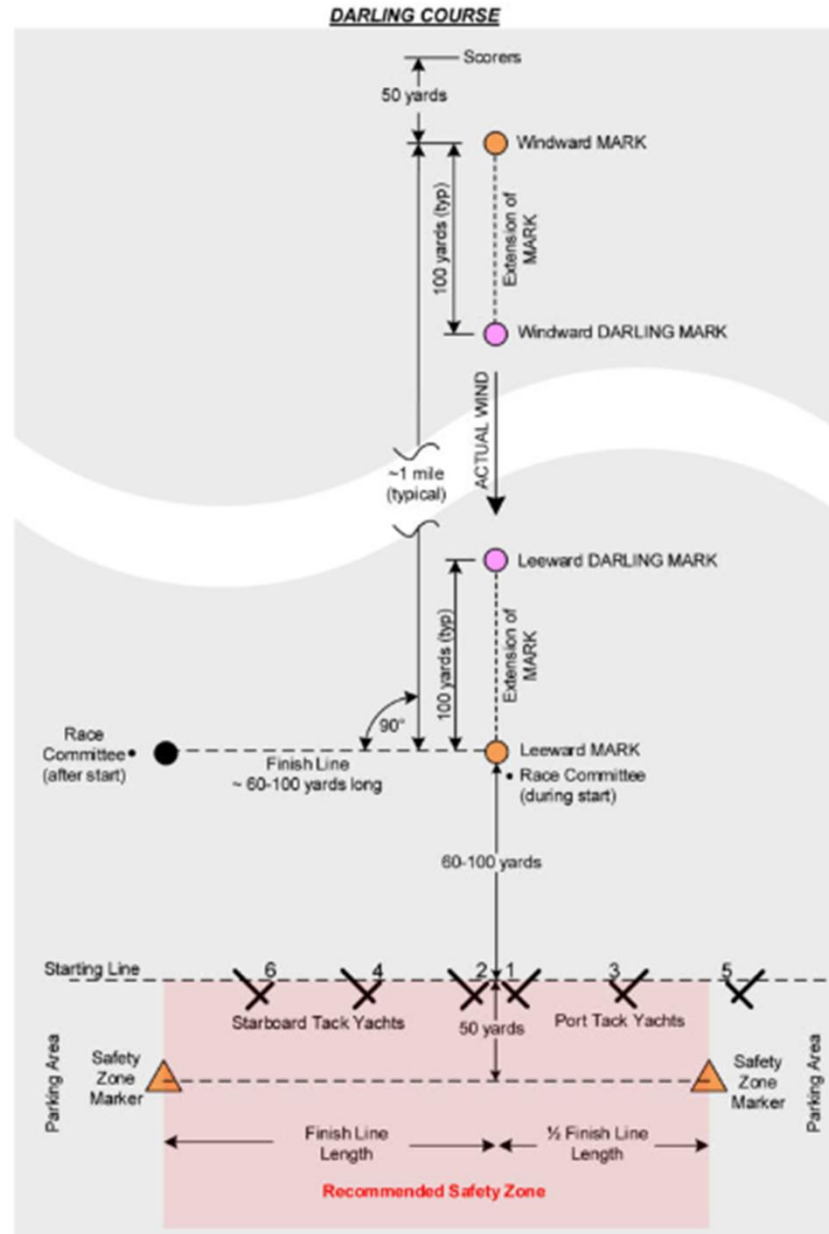
# DN North America Standard Course

## APPENDIX I: RACE COURSE CONFIGURATIONS

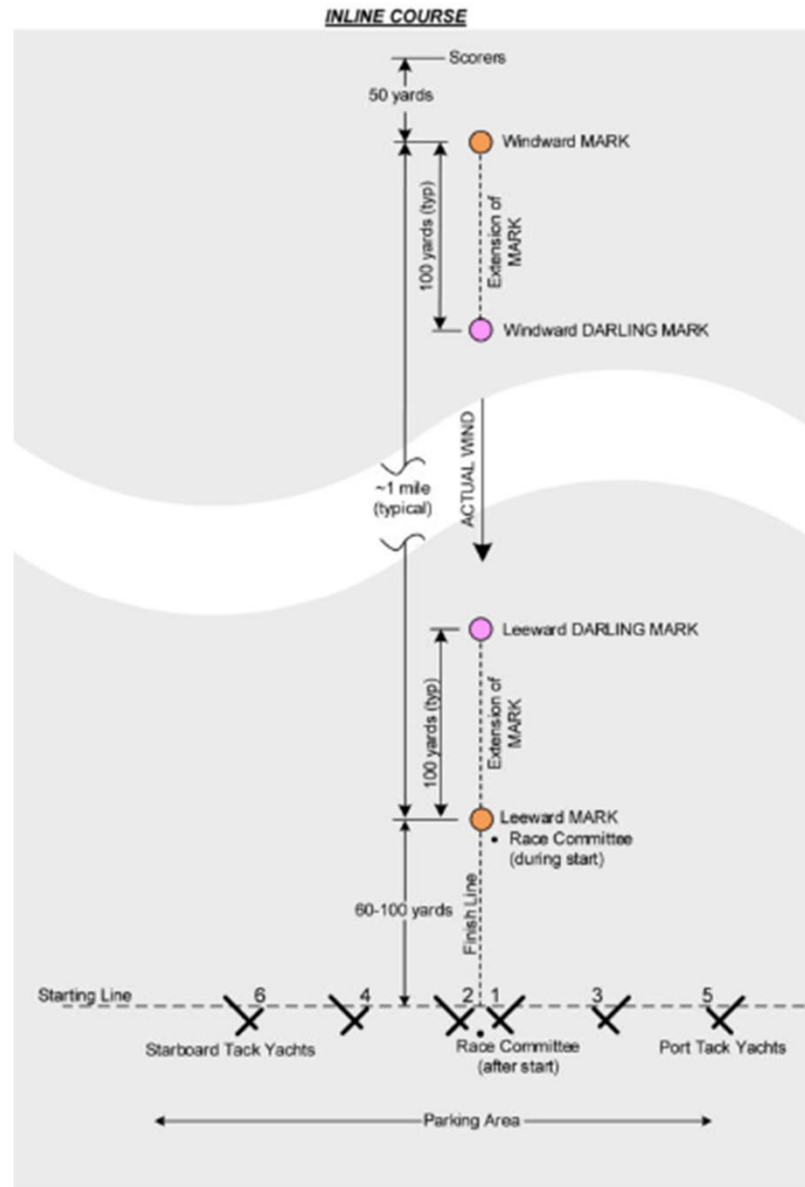




# DN North America Darling Course



# DN North America In-Line Course



**ICEBOAT RIGHT OF WAY & SAFETY REQUIREMENTS**

Below are a few definitions & Major sailing rules--KNOW THEM AND USE THEM ALL!!  
 Note- The wind is always from the top to the bottom of this page.

PART I DEFINITIONS			
	<p>PORT TACK</p>	<p>STARBOARD TACK</p>	<p>WINDWARD YACHT</p> <p>LEEWARD YACHT</p>
<p>Rule A- FAIR SAILING- Act in terms of COMMON SENSE, SAFETY, &amp; GOOD SPORTSMANSHIP</p> <p>Rule B- RIGHT OF WAY- Yachts must KEEP CLEAR as follows;</p>			
<p>1. In Motion;</p> <p>KEEP CLEAR of Stopped Yacht</p>	<p>2* Off the wind;</p> <p>KEEP CLEAR</p>	<p>3a. On the wind, Port Tack;</p> <p>KEEP CLEAR</p>	<p>3b. Off the wind, Port Tack;</p> <p>KEEP CLEAR</p>
<p>4a. On the wind, Same tack, Windward yacht;</p> <p>KEEP CLEAR</p>	<p>4b* Off the wind, Same tack, Leeward yacht;</p> <p>KEEP CLEAR</p>	<p>5a. Right of way yacht;</p> <p>Do not alter course so as to mislead or prevent a Non-Right of-Way yacht from keeping clear.</p>	<p>5b. Faster yacht, Same tack, From rear;</p> <p>KEEP CLEAR</p>

<p>6. Tack or Jibe:</p> <p>Do Not, if Collision is PROBABLE</p>	<p>7. Obstruction:</p> <p>KEEP CLEAR</p> <p>SIGNAL</p>	<p>8* Rounding Mark Outside Boat:</p> <p>KEEP CLEAR</p>
<p>9. After finishing races: KEEP CLEAR of course.</p>		
<p>B, E, H, G are OUTSIDE Yachts                  C, F, J are FASTER Yachts (Rule 5b)</p> <p>KEEP CLEAR - OF</p> <p>B - A                  C - A&amp;B                  E - D                  F - D&amp;E                  H - I&amp;G                  G - H&amp;I</p>		