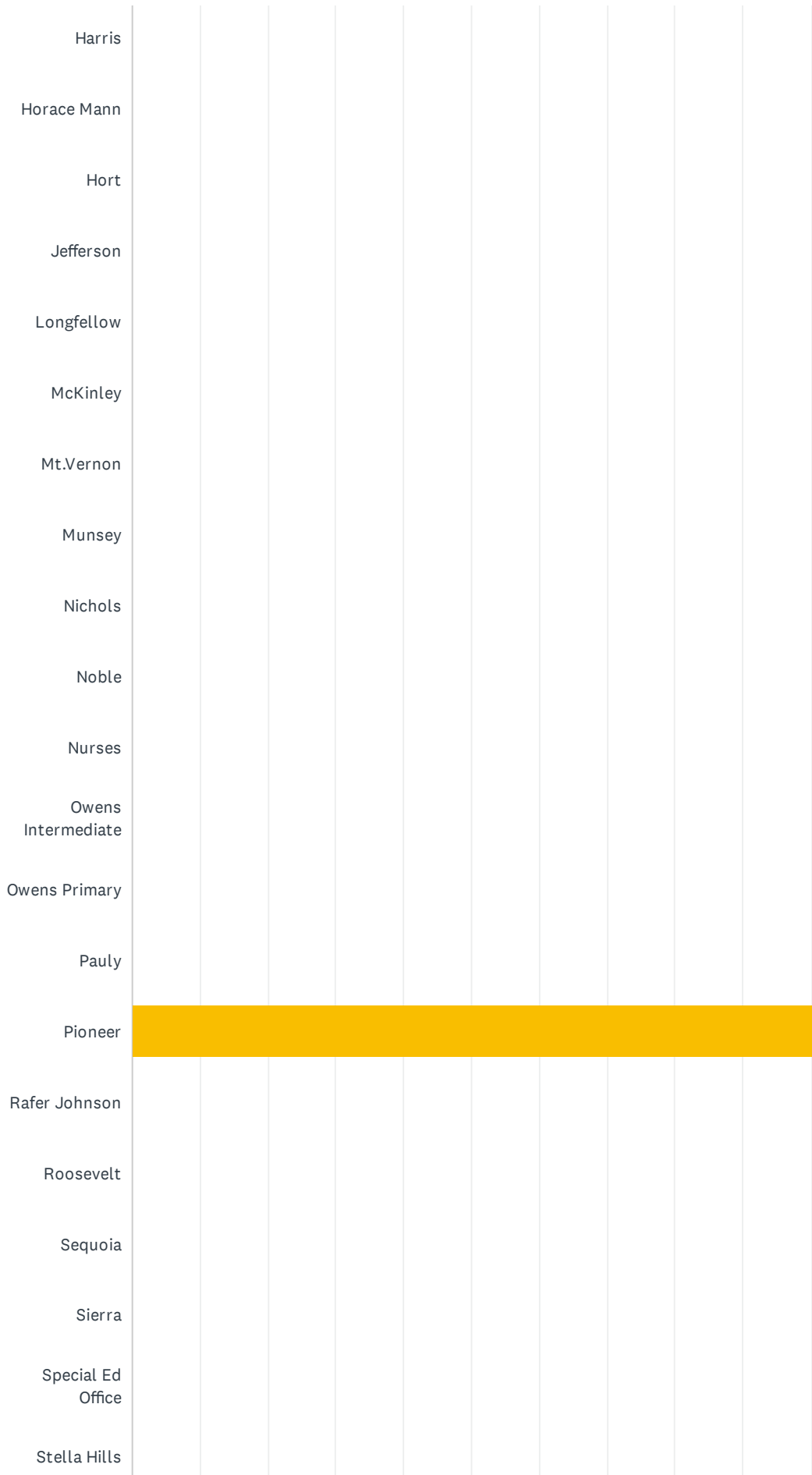


Q1 School Site (If you work at multiple sites choose your home site OR complete a survey for each site at which you spend significant time.)

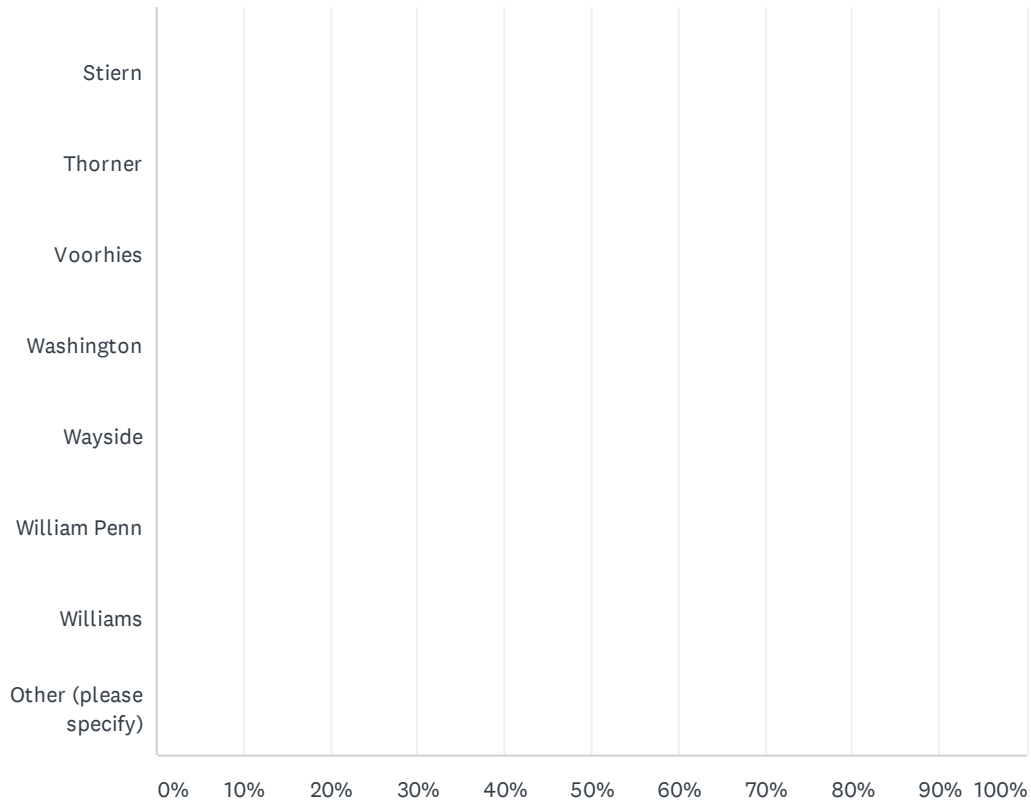
Answered: 14 Skipped: 0

Casa Loma										
Cato										
Chavez										
Chipman										
College Hts										
Compton										
Curran										
Downtown										
Ed Center										
Eissler										
Emerson										
Evergreen										
Fletcher										
Frank West										
Franklin										
Fremont										
Garza										
Harding										

2019-2020 BETA Administration/Site Climate Survey



2019-2020 BETA Administration/Site Climate Survey



2019-2020 BETA Administration/Site Climate Survey

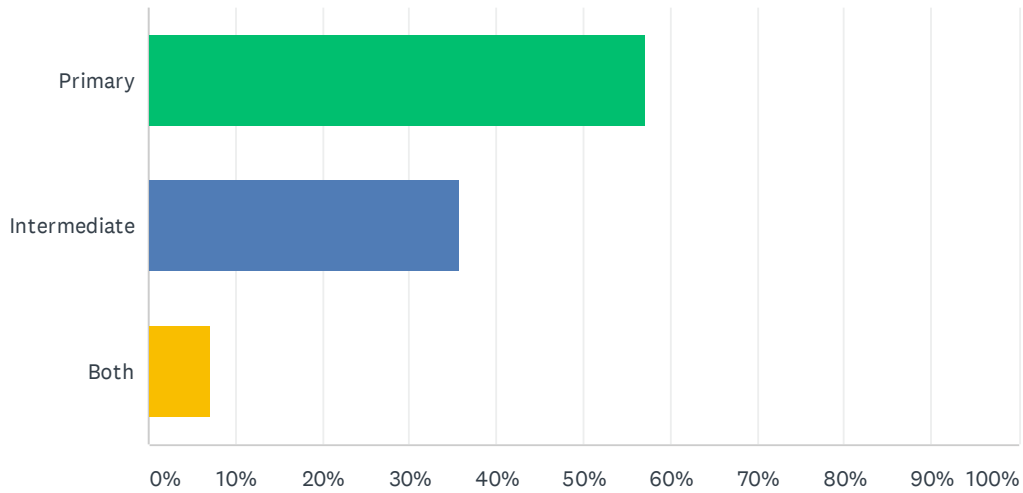
ANSWER CHOICES	RESPONSES
Casa Loma	0.00% 0
Cato	0.00% 0
Chavez	0.00% 0
Chipman	0.00% 0
College Hts	0.00% 0
Compton	0.00% 0
Curran	0.00% 0
Downtown	0.00% 0
Ed Center	0.00% 0
Eissler	0.00% 0
Emerson	0.00% 0
Evergreen	0.00% 0
Fletcher	0.00% 0
Frank West	0.00% 0
Franklin	0.00% 0
Fremont	0.00% 0
Garza	0.00% 0
Harding	0.00% 0
Harris	0.00% 0
Horace Mann	0.00% 0
Hort	0.00% 0
Jefferson	0.00% 0
Longfellow	0.00% 0
McKinley	0.00% 0
Mt.Vernon	0.00% 0
Munsey	0.00% 0
Nichols	0.00% 0
Noble	0.00% 0
Nurses	0.00% 0
Owens Intermediate	0.00% 0
Owens Primary	0.00% 0
Pauly	0.00% 0

2019-2020 BETA Administration/Site Climate Survey

Pioneer	100.00%	14
Rafer Johnson	0.00%	0
Roosevelt	0.00%	0
Sequoia	0.00%	0
Sierra	0.00%	0
Special Ed Office	0.00%	0
Stella Hills	0.00%	0
Stiern	0.00%	0
Thorner	0.00%	0
Voorhies	0.00%	0
Washington	0.00%	0
Wayside	0.00%	0
William Penn	0.00%	0
Williams	0.00%	0
Other (please specify)	0.00%	0
Total Respondents: 14		

Q2 Instructional Grade Level or Support Services

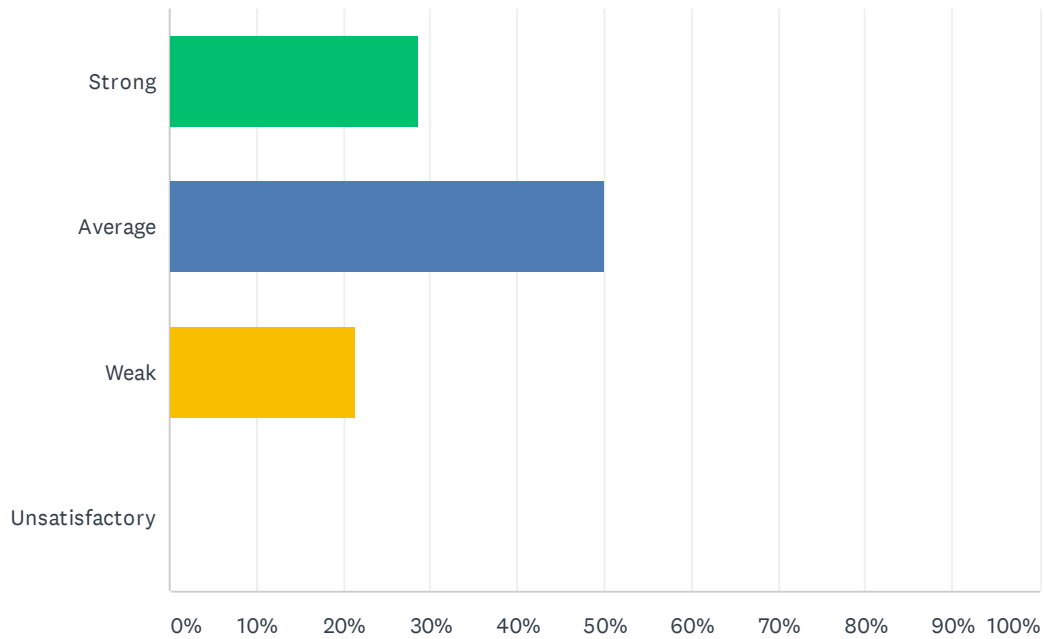
Answered: 14 Skipped: 0



ANSWER CHOICES	RESPONSES	
Primary	57.14%	8
Intermediate	35.71%	5
Both	7.14%	1
TOTAL		14

Q3 Site administration is sensitive to the needs of students, staff, and community.

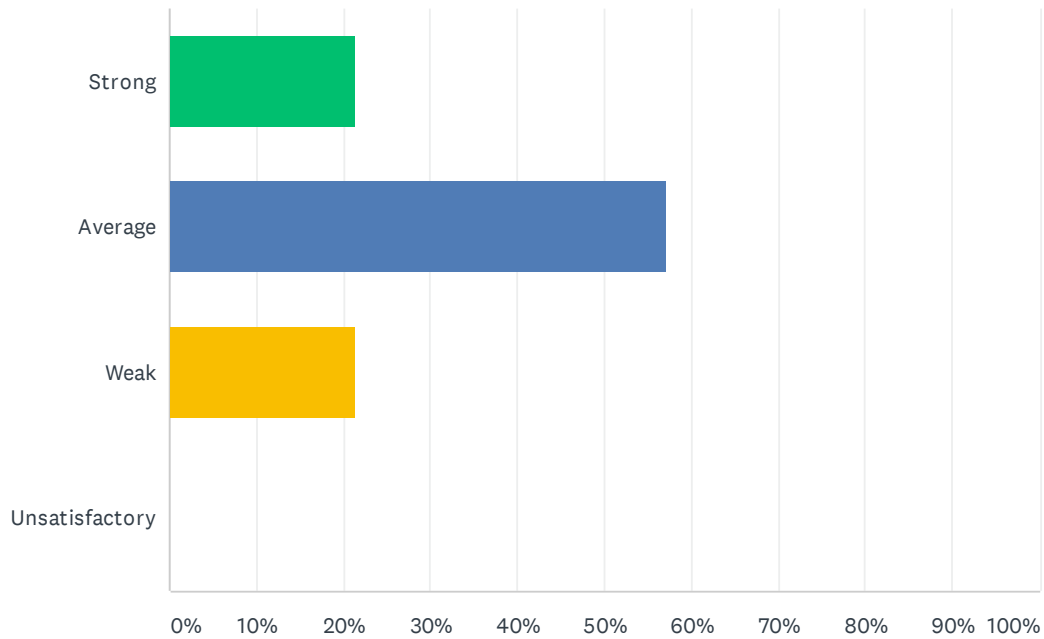
Answered: 14 Skipped: 0



ANSWER CHOICES	RESPONSES	
Strong	28.57%	4
Average	50.00%	7
Weak	21.43%	3
Unsatisfactory	0.00%	0
TOTAL		14

Q4 Site administration treats staff with respect; you feel like a valued member of a team

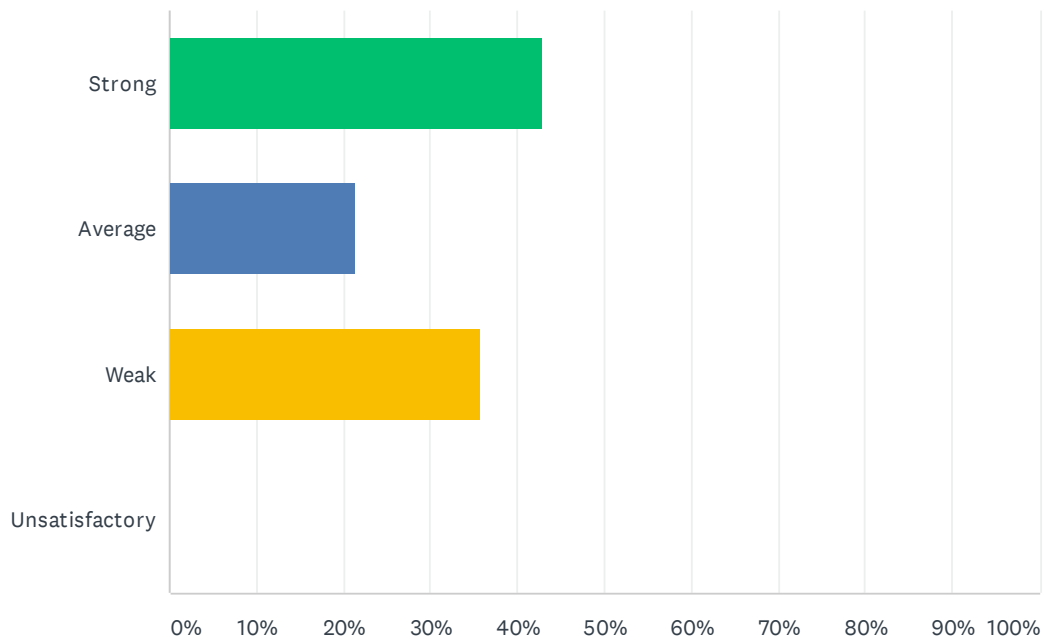
Answered: 14 Skipped: 0



ANSWER CHOICES	RESPONSES	
Strong	21.43%	3
Average	57.14%	8
Weak	21.43%	3
Unsatisfactory	0.00%	0
TOTAL		14

Q5 Site administration conducts classroom visits (walk-through) in least the disruptive manner and leaves timely feedback (within 24 hours).

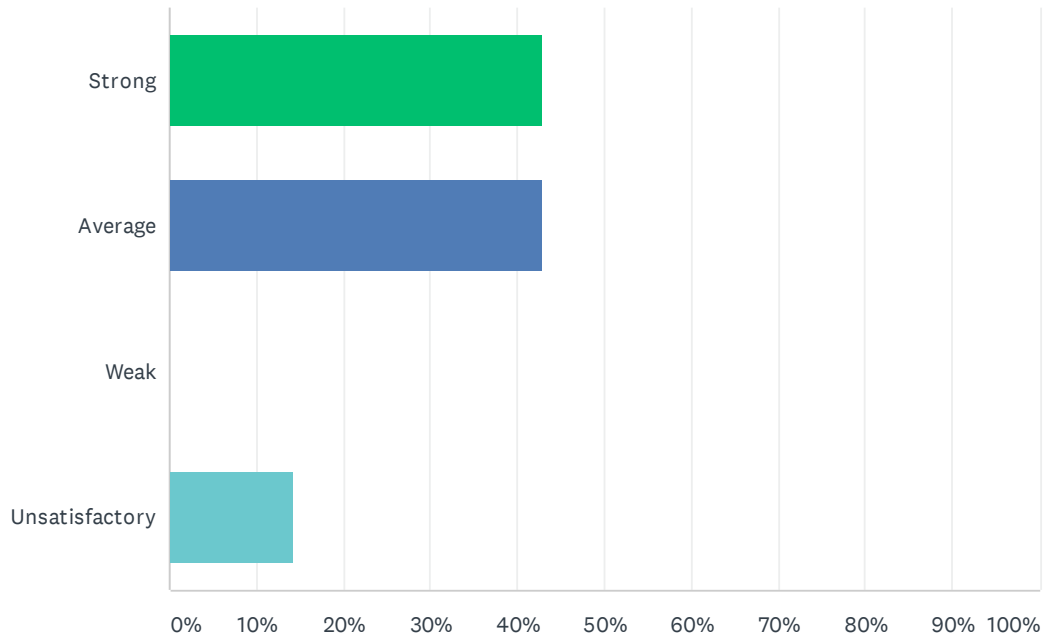
Answered: 14 Skipped: 0



ANSWER CHOICES	RESPONSES	
Strong	42.86%	6
Average	21.43%	3
Weak	35.71%	5
Unsatisfactory	0.00%	0
TOTAL		14

Q6 Site administration follows the contract and respects personal rights.

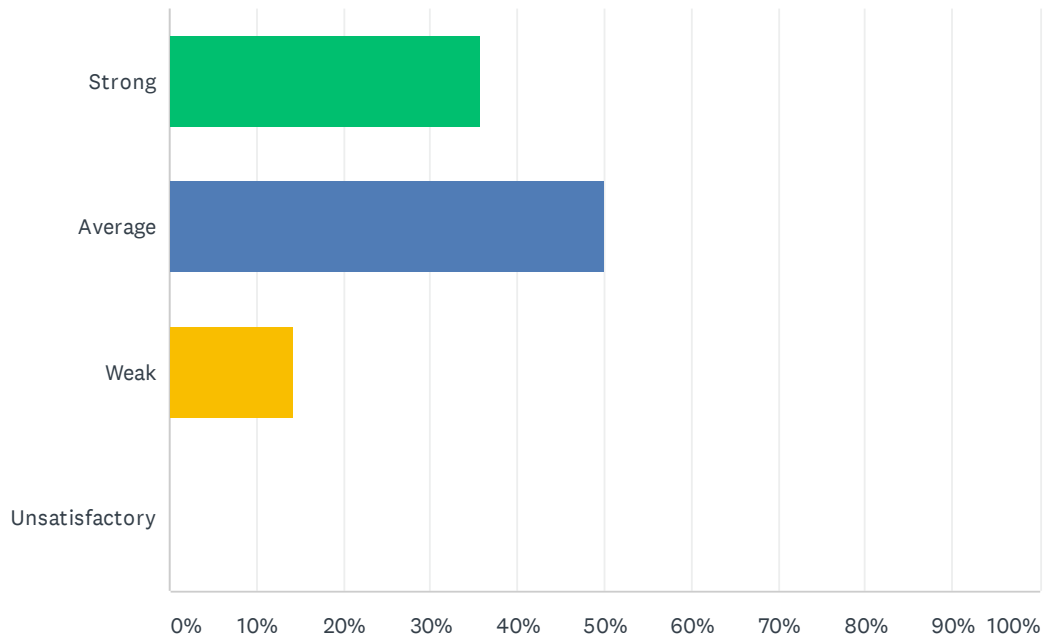
Answered: 14 Skipped: 0



ANSWER CHOICES	RESPONSES	
Strong	42.86%	6
Average	42.86%	6
Weak	0.00%	0
Unsatisfactory	14.29%	2
TOTAL		14

Q7 Administration utilizes staff according to their job description (ie. Coaches, APL's, Specialists & Staff).

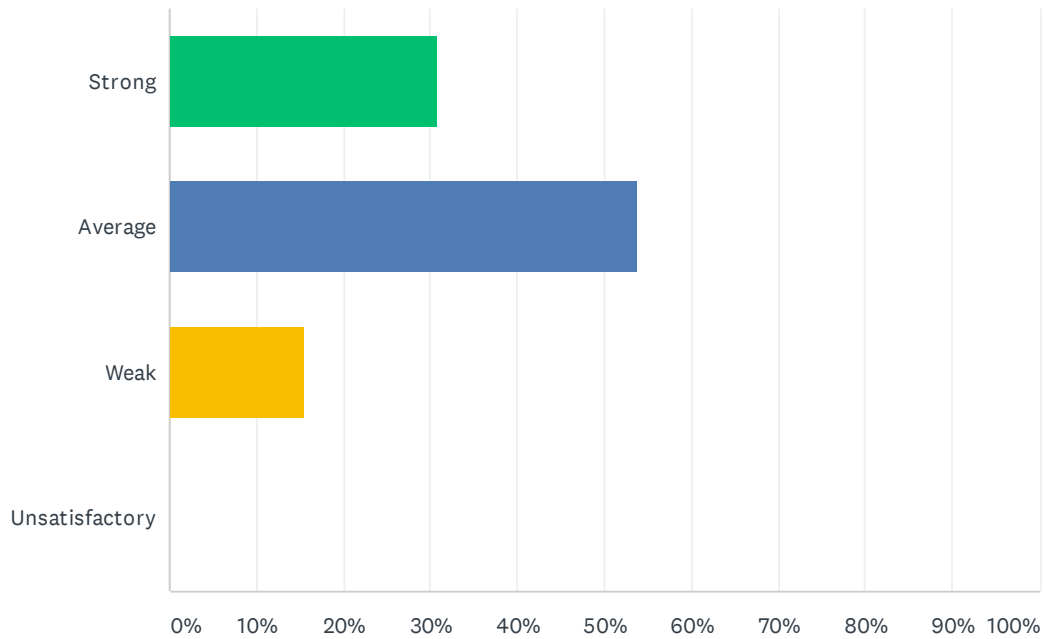
Answered: 14 Skipped: 0



ANSWER CHOICES	RESPONSES	
Strong	35.71%	5
Average	50.00%	7
Weak	14.29%	2
Unsatisfactory	0.00%	0
TOTAL		14

Q8 Administration maintains open communication with staff, parents, and students.

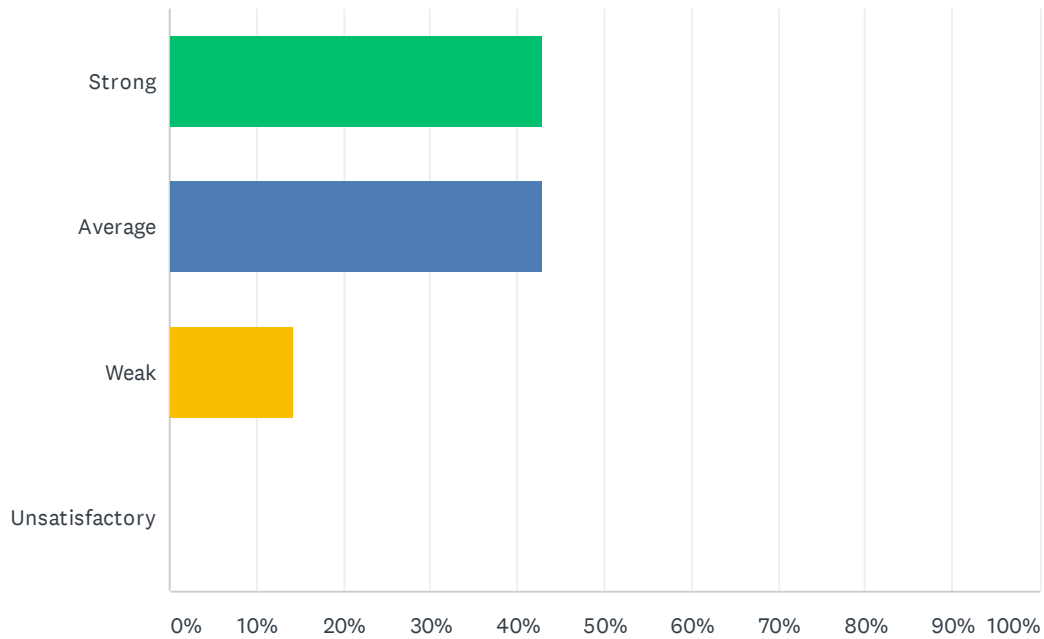
Answered: 13 Skipped: 1



ANSWER CHOICES	RESPONSES	
Strong	30.77%	4
Average	53.85%	7
Weak	15.38%	2
Unsatisfactory	0.00%	0
TOTAL		13

Q9 Administration supports staff against attacks and criticism from parents.

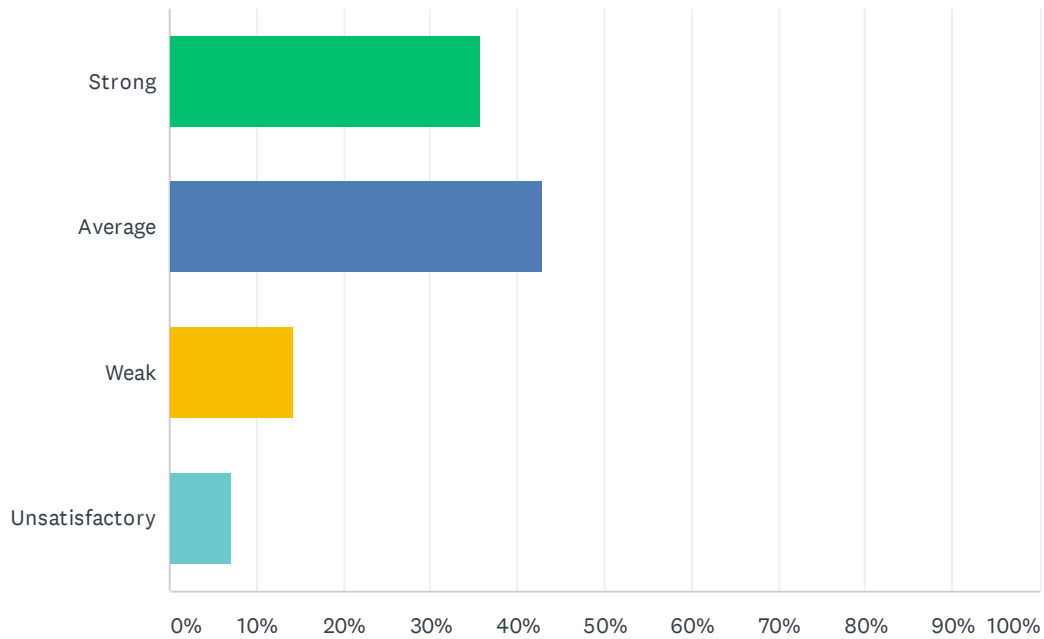
Answered: 14 Skipped: 0



ANSWER CHOICES	RESPONSES	
Strong	42.86%	6
Average	42.86%	6
Weak	14.29%	2
Unsatisfactory	0.00%	0
TOTAL		14

Q10 Site administration treats all teachers equally; there is no preferential treatment.

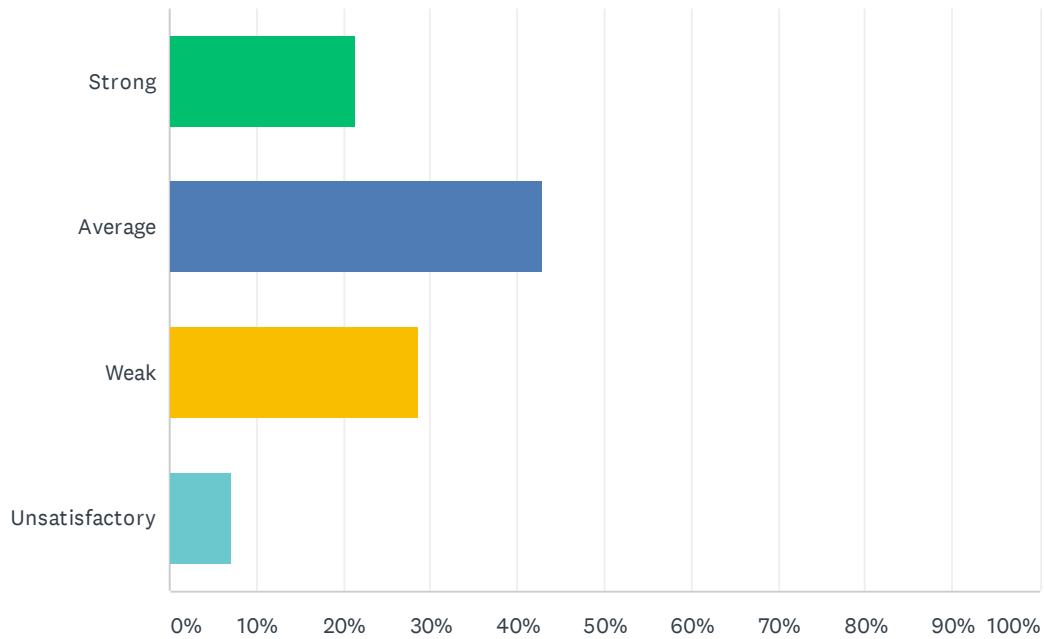
Answered: 14 Skipped: 0



ANSWER CHOICES	RESPONSES	
Strong	35.71%	5
Average	42.86%	6
Weak	14.29%	2
Unsatisfactory	7.14%	1
TOTAL		14

Q11 Administration supports classroom discipline procedures and follows District discipline guidelines.

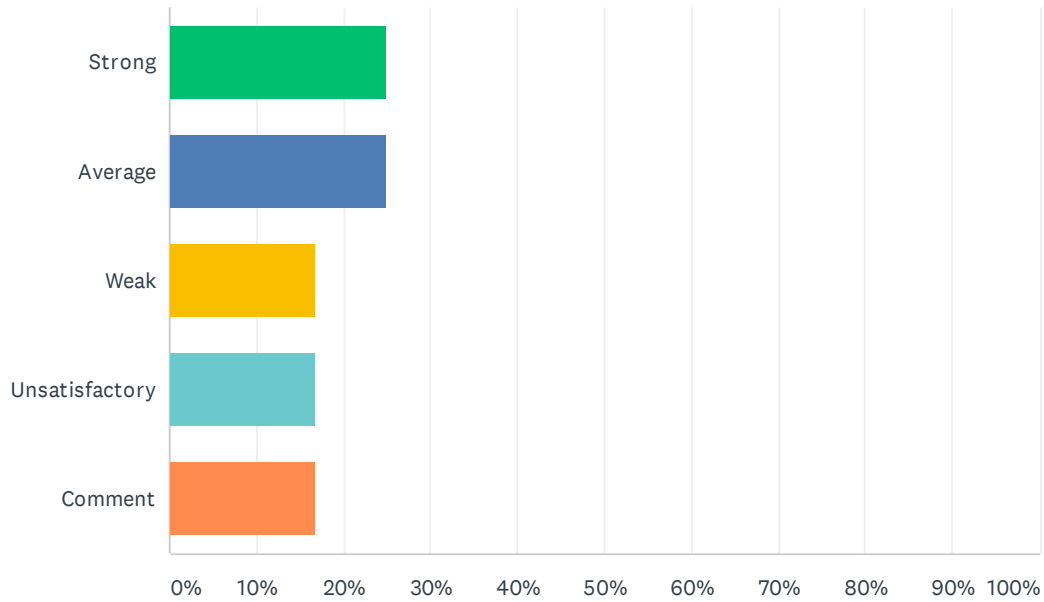
Answered: 14 Skipped: 0



ANSWER CHOICES	RESPONSES	
Strong	21.43%	3
Average	42.86%	6
Weak	28.57%	4
Unsatisfactory	7.14%	1
TOTAL		14

Q12 Administration processes ODR's (Office Disciplinary Referrals) within 48 hours and supports staff when discipline moves beyond classroom managed behaviors.

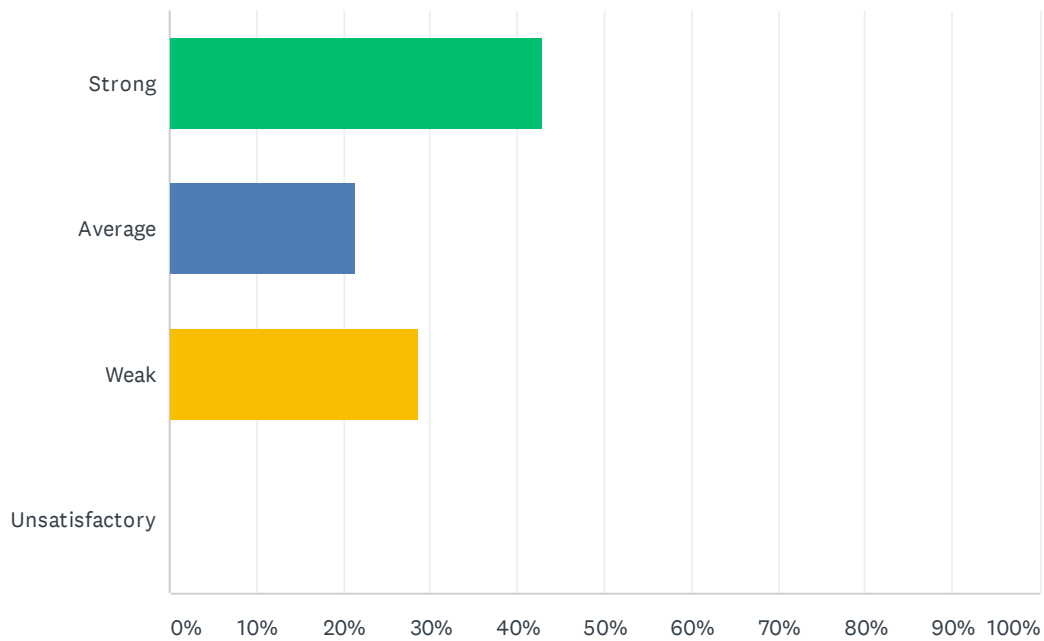
Answered: 12 Skipped: 2



ANSWER CHOICES	RESPONSES	
Strong	25.00%	3
Average	25.00%	3
Weak	16.67%	2
Unsatisfactory	16.67%	2
Comment	16.67%	2
TOTAL		12

Q13 Administration treats teachers as professionals; the teacher's word is not disregarded in favor of the student's.

Answered: 14 Skipped: 0



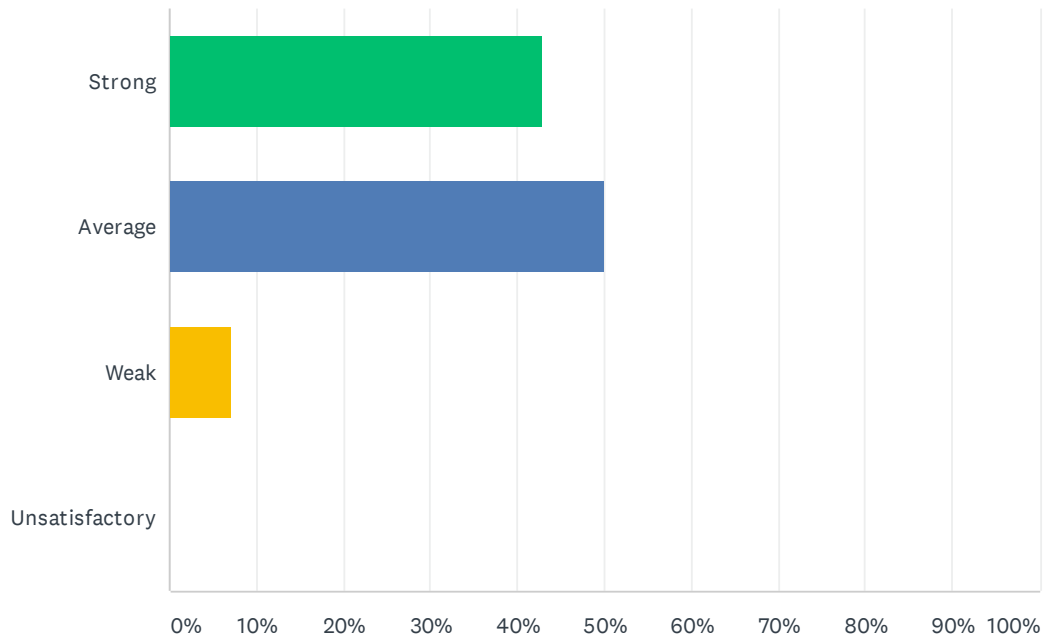
ANSWER CHOICES	RESPONSES	
Strong	42.86%	6
Average	21.43%	3
Weak	28.57%	4
Unsatisfactory	0.00%	0
TOTAL		14

Q14 How do you feel that your administration positively/negatively impacts working conditions at your site?

Answered: 12 Skipped: 2

Q15 Site staff is involved in setting school policies and budgetary priorities.

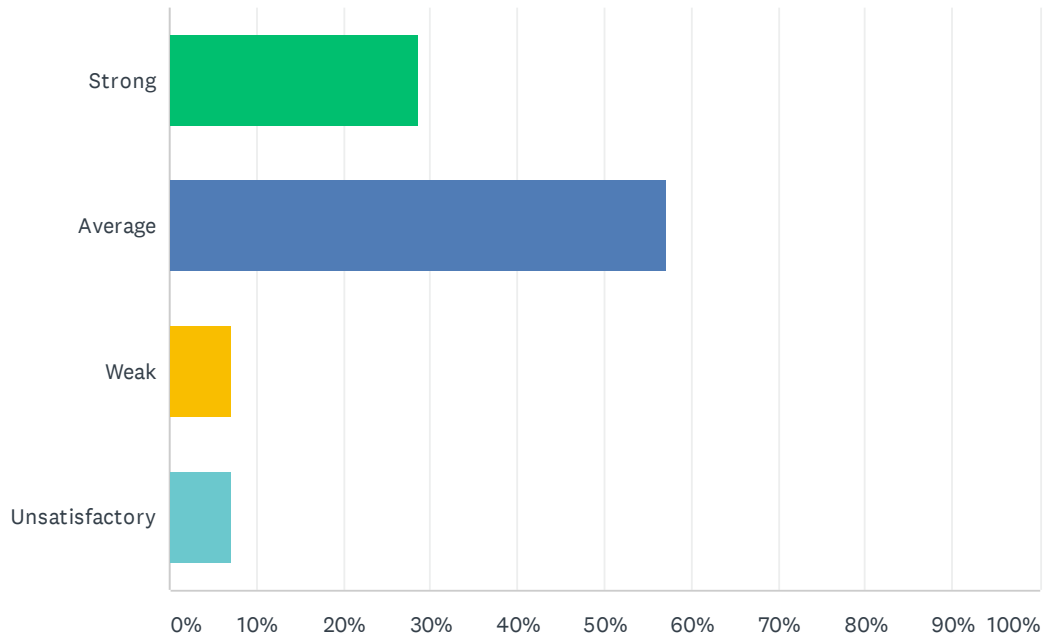
Answered: 14 Skipped: 0



ANSWER CHOICES	RESPONSES	
Strong	42.86%	6
Average	50.00%	7
Weak	7.14%	1
Unsatisfactory	0.00%	0
TOTAL		14

Q16 Site meetings are productive and not excessive.

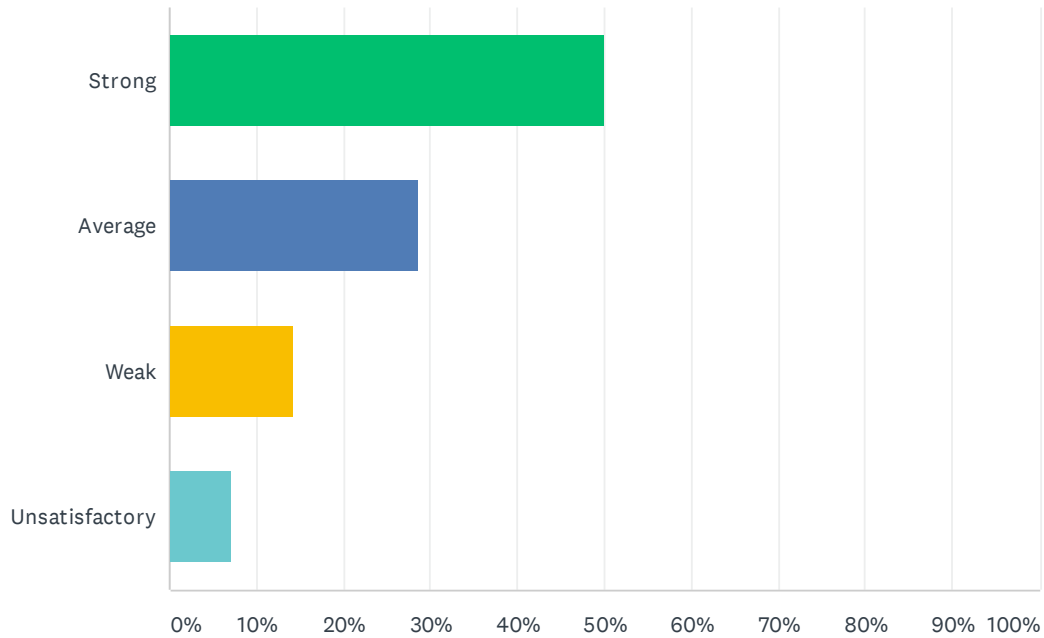
Answered: 14 Skipped: 0



ANSWER CHOICES	RESPONSES	
Strong	28.57%	4
Average	57.14%	8
Weak	7.14%	1
Unsatisfactory	7.14%	1
TOTAL		14

Q17 Bank days are used for PLC activities; Site administration uses two Bank Days a month and staff gets uninterrupted planning/preparation time twice a month during Bank Days.

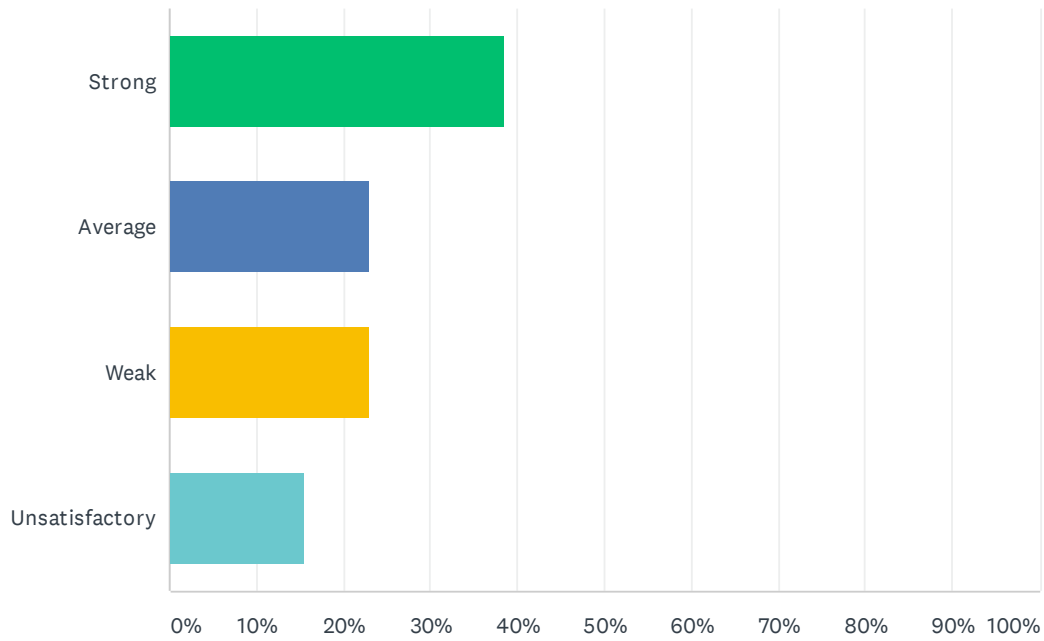
Answered: 14 Skipped: 0



ANSWER CHOICES	RESPONSES	
Strong	50.00%	7
Average	28.57%	4
Weak	14.29%	2
Unsatisfactory	7.14%	1
TOTAL		14

Q18 My site receives daily consecutive uninterrupted planning/preparation time. (30 minutes / 40 minutes)

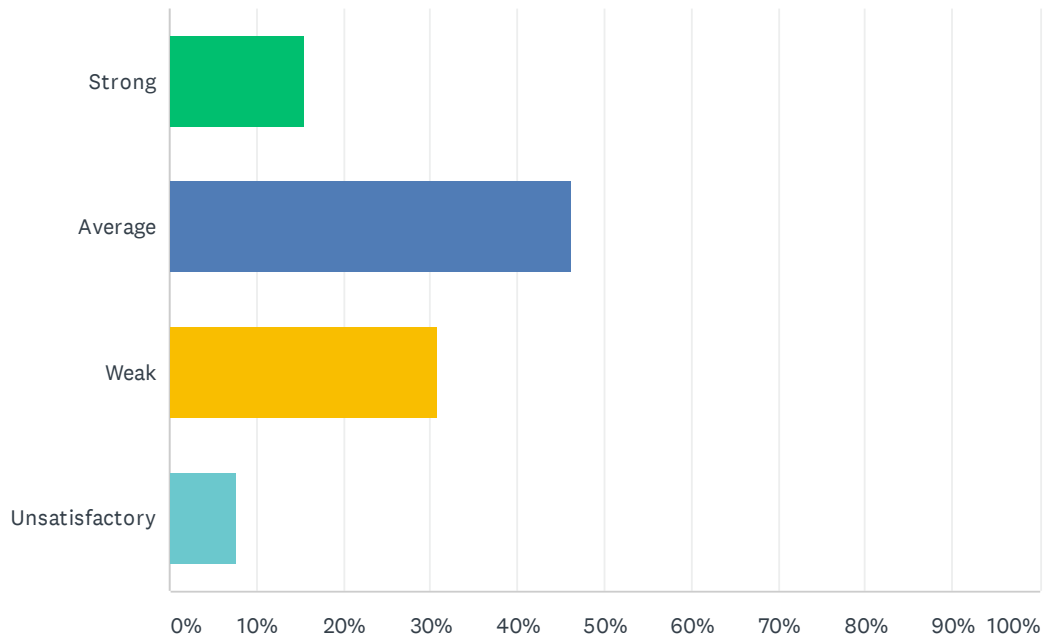
Answered: 13 Skipped: 1



ANSWER CHOICES	RESPONSES	
Strong	38.46%	5
Average	23.08%	3
Weak	23.08%	3
Unsatisfactory	15.38%	2
TOTAL		13

Q19 Staff is given time to input district required data (ie. Benchmarks, Dibels, CFAs, Report Card, and etc).

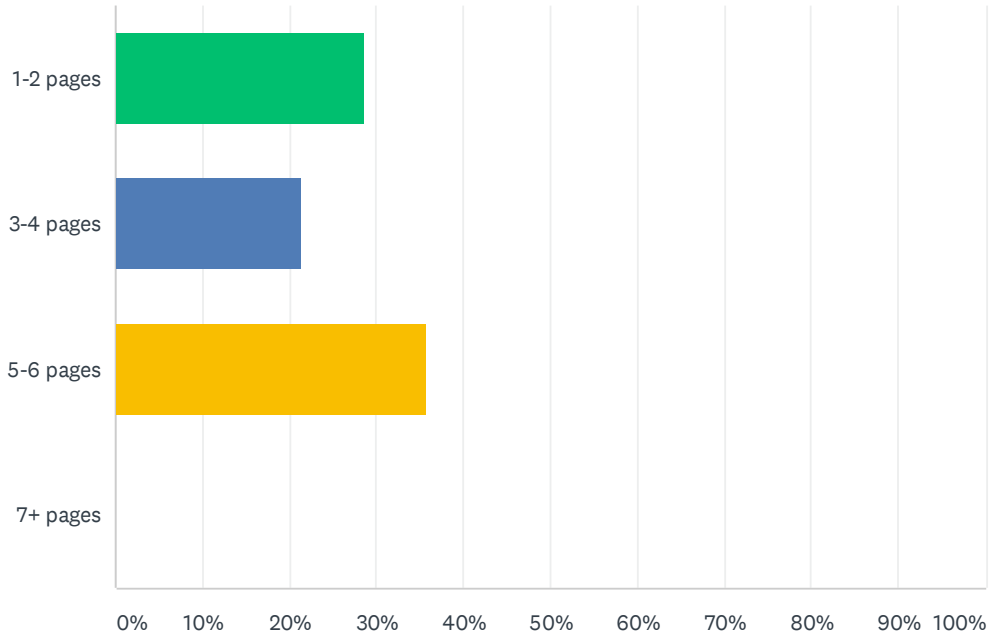
Answered: 13 Skipped: 1



ANSWER CHOICES	RESPONSES	
Strong	15.38%	2
Average	46.15%	6
Weak	30.77%	4
Unsatisfactory	7.69%	1
TOTAL		13

Q20 Teachers are required to submit complete, but not excessively lengthy lesson plans.

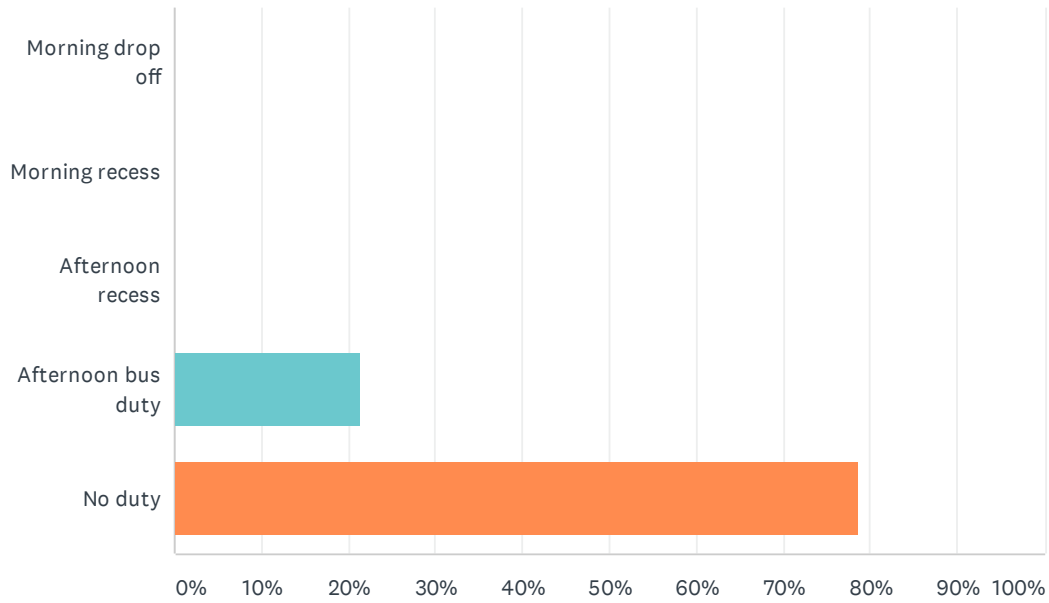
Answered: 14 Skipped: 0



ANSWER CHOICES	RESPONSES
1-2 pages	28.57% 4
3-4 pages	21.43% 3
5-6 pages	35.71% 5
7+ pages	0.00% 0
TOTAL	14

Q21 Staff has recess and/or bus duty.

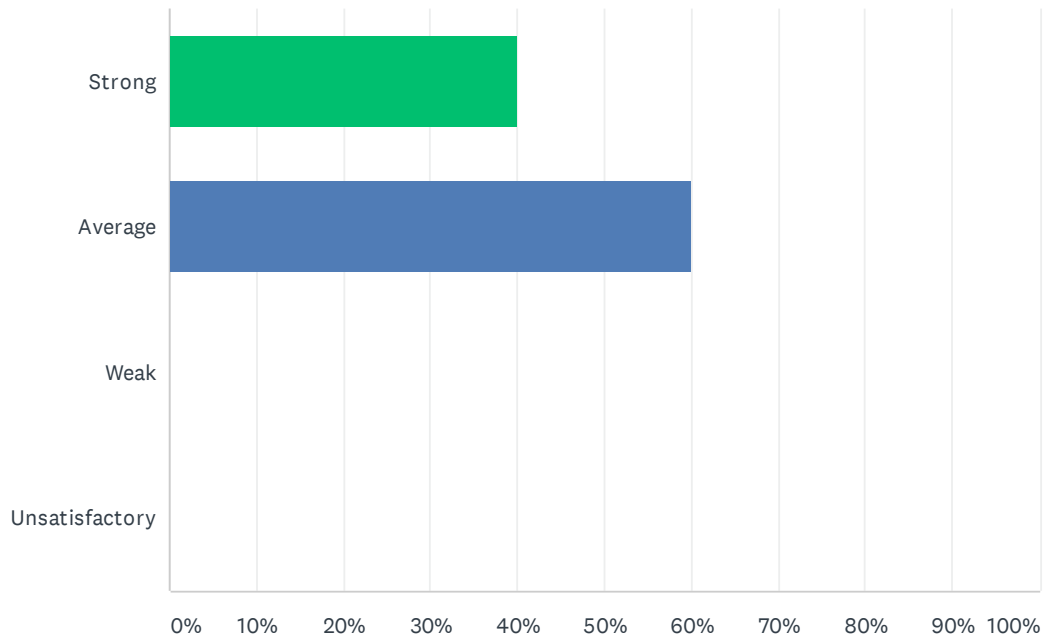
Answered: 14 Skipped: 0



ANSWER CHOICES	RESPONSES	
Morning drop off	0.00%	0
Morning recess	0.00%	0
Afternoon recess	0.00%	0
Afternoon bus duty	21.43%	3
No duty	78.57%	11
Total Respondents: 14		

Q22 The Special Education Department is assisting you with your questions, problems, and concerns.

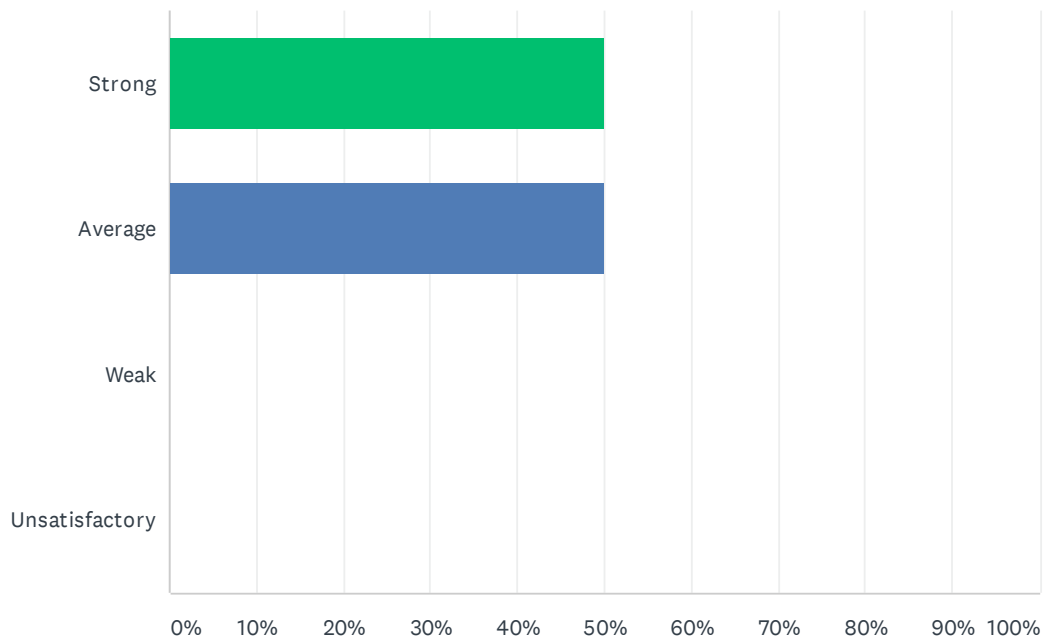
Answered: 5 Skipped: 9



ANSWER CHOICES	RESPONSES	
Strong	40.00%	2
Average	60.00%	3
Weak	0.00%	0
Unsatisfactory	0.00%	0
TOTAL		5

Q23 Special Education class size is balanced within each program to ensure student safety and individualized instruction.

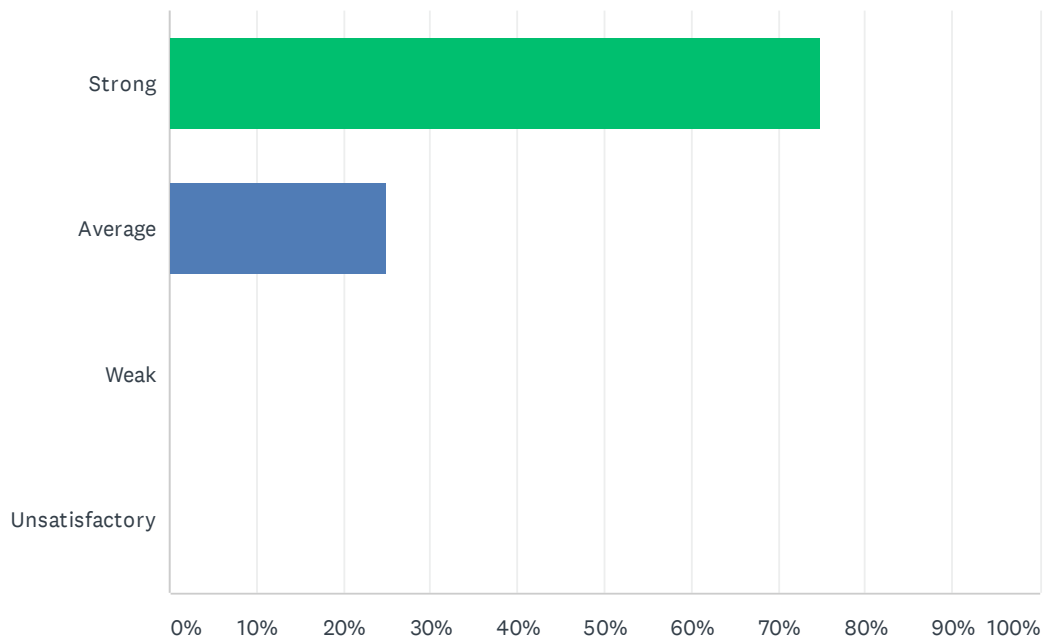
Answered: 4 Skipped: 10



ANSWER CHOICES	RESPONSES	
Strong	50.00%	2
Average	50.00%	2
Weak	0.00%	0
Unsatisfactory	0.00%	0
TOTAL		4

Q24 Special education teachers have opportunities to participate in school-based, content area staff development.

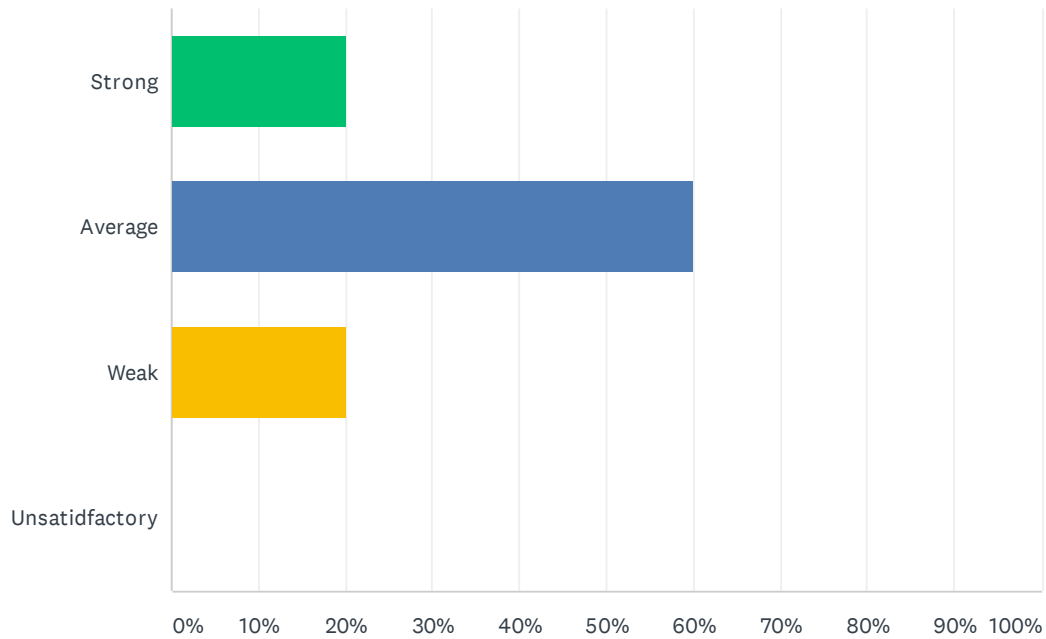
Answered: 4 Skipped: 10



ANSWER CHOICES	RESPONSES	
Strong	75.00%	3
Average	25.00%	1
Weak	0.00%	0
Unsatisfactory	0.00%	0
TOTAL		4

Q25 Special education teachers have needed access to ALL instructional resources provided to the general education teachers.

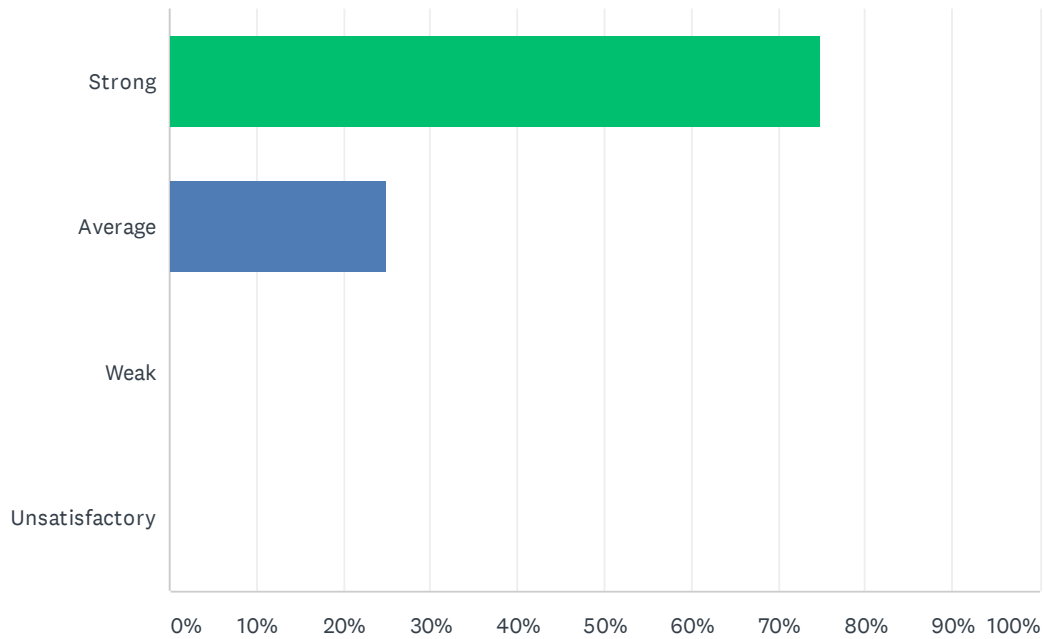
Answered: 5 Skipped: 9



ANSWER CHOICES	RESPONSES	
Strong	20.00%	1
Average	60.00%	3
Weak	20.00%	1
Unsatisfactory	0.00%	0
TOTAL		5

Q26 Special education teachers are adequately trained in the administration of state assessments and District IEP's.

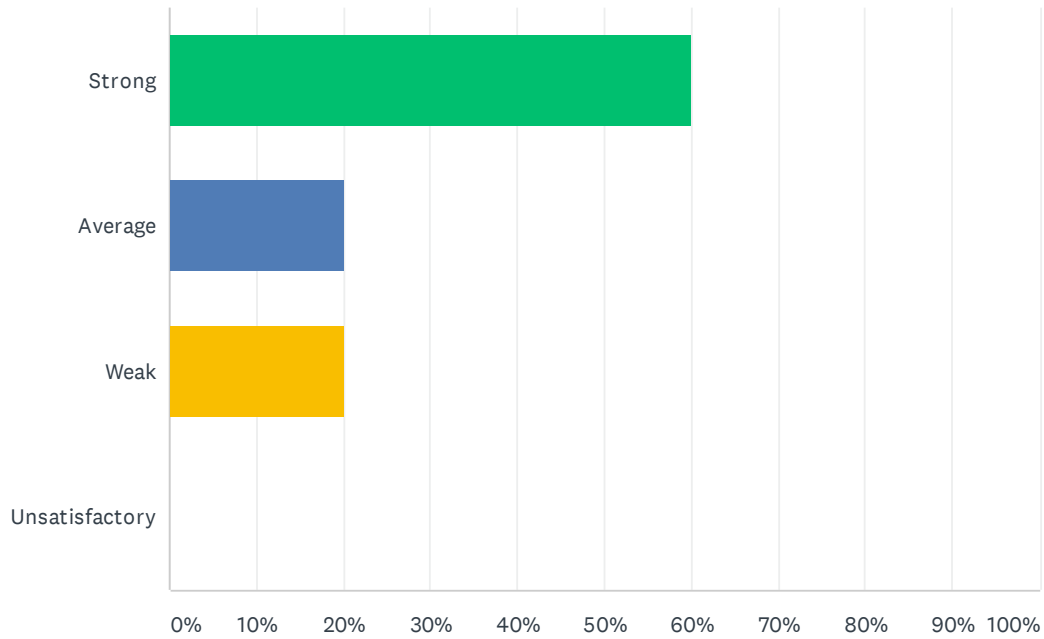
Answered: 4 Skipped: 10



ANSWER CHOICES	RESPONSES	
Strong	75.00%	3
Average	25.00%	1
Weak	0.00%	0
Unsatisfactory	0.00%	0
TOTAL		4

Q27 The site principal is accessible to discuss special education issues.

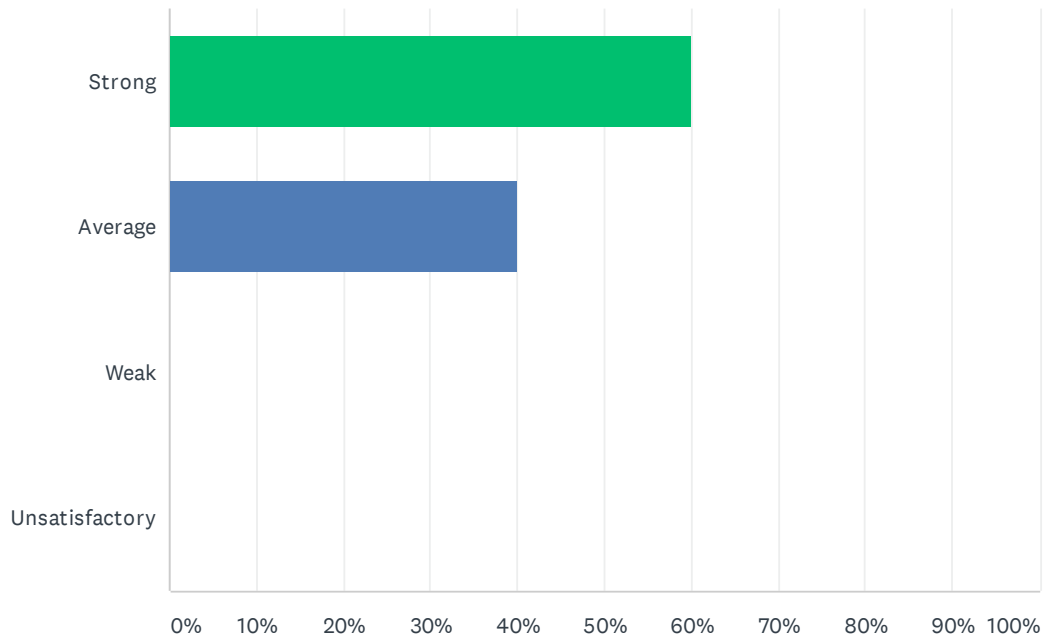
Answered: 5 Skipped: 9



ANSWER CHOICES	RESPONSES	
Strong	60.00%	3
Average	20.00%	1
Weak	20.00%	1
Unsatisfactory	0.00%	0
TOTAL		5

Q28 The site principal promotes equal opportunities for all students to learn.

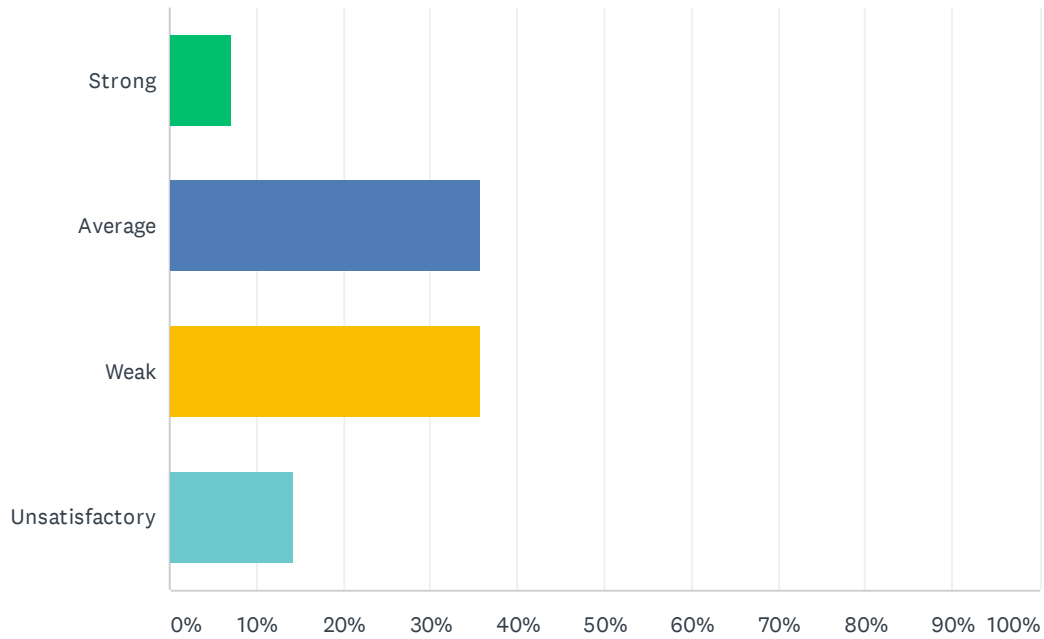
Answered: 5 Skipped: 9



ANSWER CHOICES	RESPONSES	
Strong	60.00%	3
Average	40.00%	2
Weak	0.00%	0
Unsatisfactory	0.00%	0
TOTAL		5

Q29 PBIS is used effectively and is improving behavior.

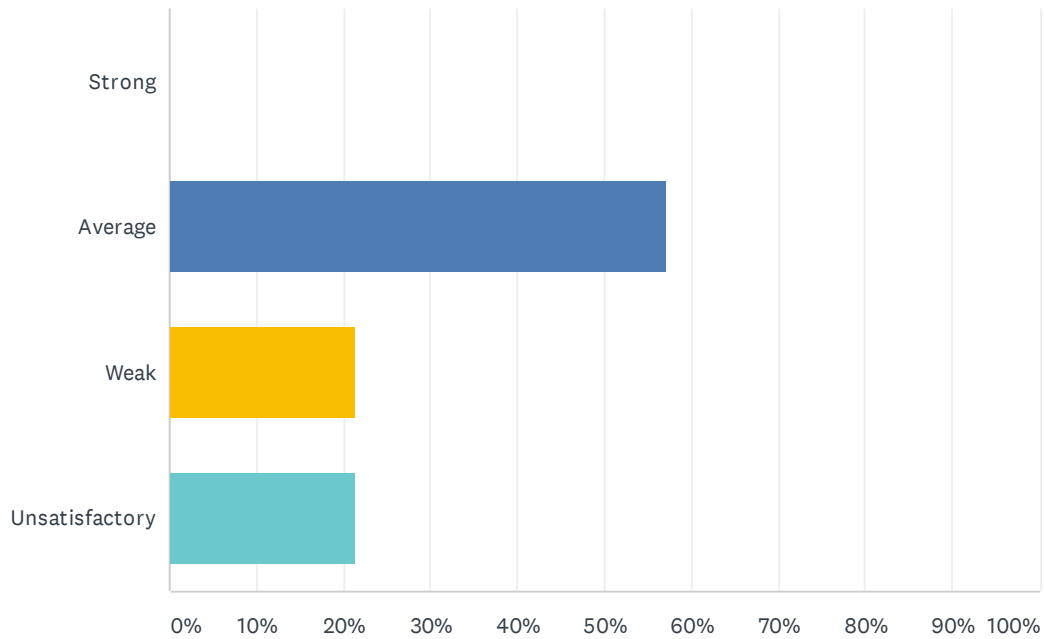
Answered: 14 Skipped: 0



ANSWER CHOICES	RESPONSES	
Strong	7.14%	1
Average	35.71%	5
Weak	35.71%	5
Unsatisfactory	14.29%	2
TOTAL		14

Q30 PBIS and Behavior Intervention Specialists are creating a safer environment at my site.

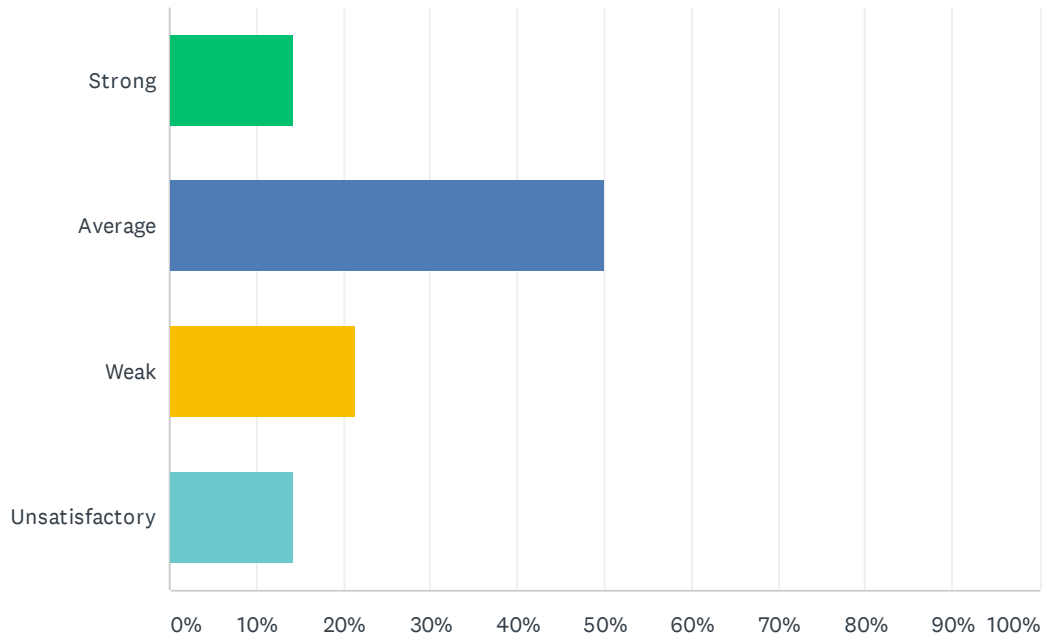
Answered: 14 Skipped: 0



ANSWER CHOICES	RESPONSES	
Strong	0.00%	0
Average	57.14%	8
Weak	21.43%	3
Unsatisfactory	21.43%	3
TOTAL		14

Q31 Staff and students feel safe at my site.

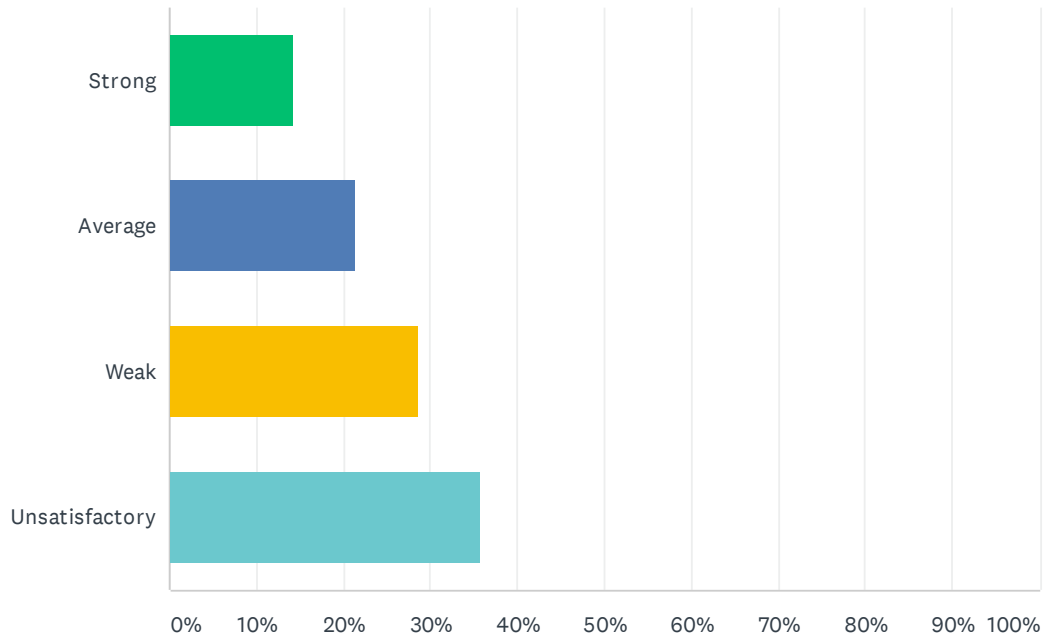
Answered: 14 Skipped: 0



ANSWER CHOICES	RESPONSES	
Strong	14.29%	2
Average	50.00%	7
Weak	21.43%	3
Unsatisfactory	14.29%	2
TOTAL		14

Q32 Discipline is improving at my site and not interfering with learning.

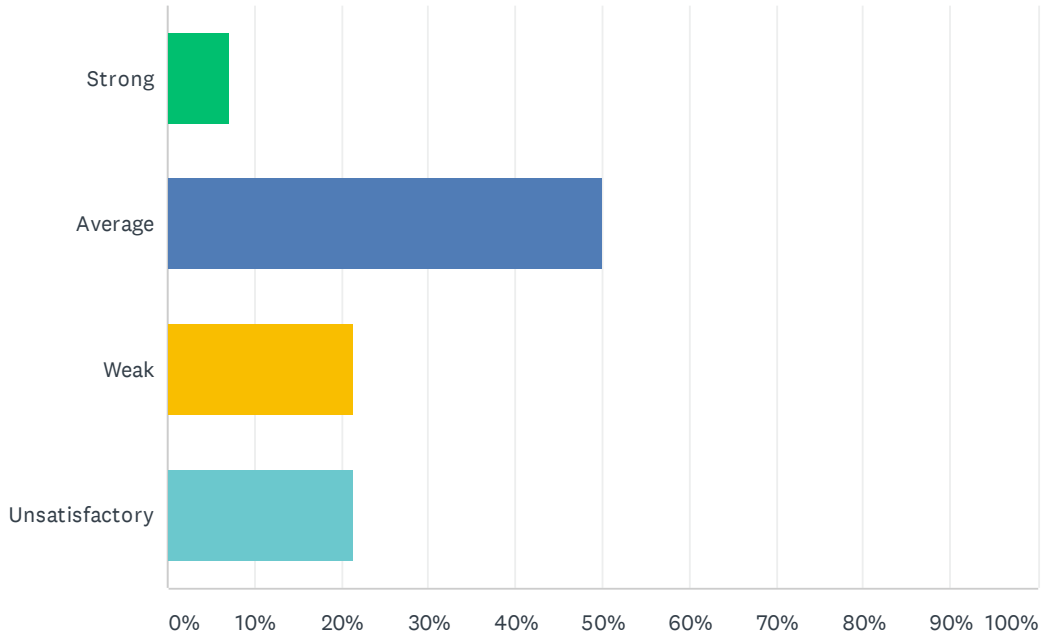
Answered: 14 Skipped: 0



ANSWER CHOICES	RESPONSES	
Strong	14.29%	2
Average	21.43%	3
Weak	28.57%	4
Unsatisfactory	35.71%	5
TOTAL		14

Q33 Positive referrals are an effective tool in improving discipline.

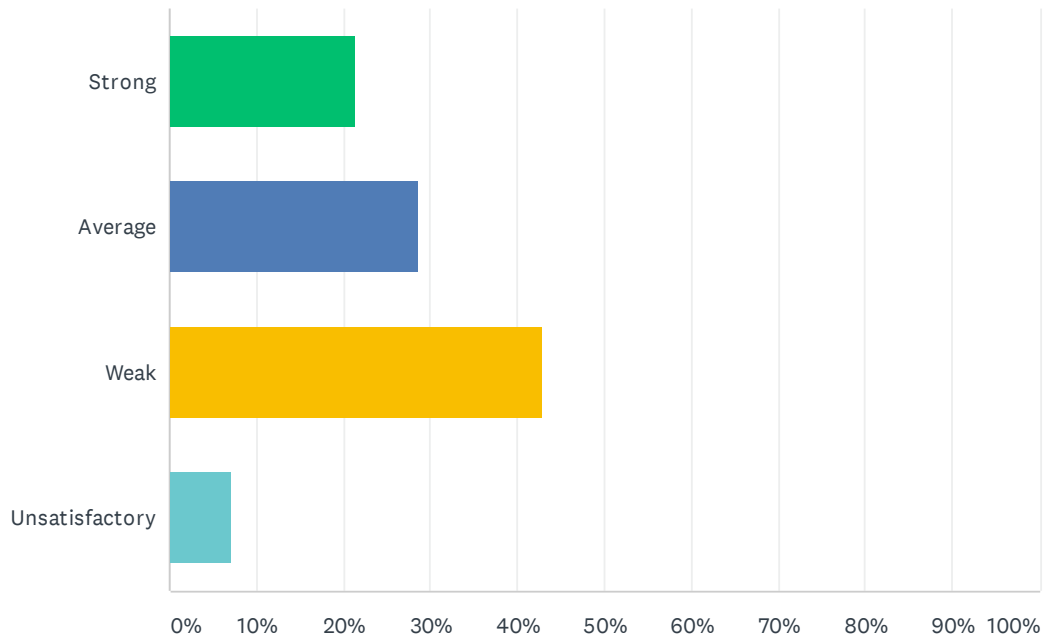
Answered: 14 Skipped: 0



ANSWER CHOICES	RESPONSES	
Strong	7.14%	1
Average	50.00%	7
Weak	21.43%	3
Unsatisfactory	21.43%	3
TOTAL		14

Q34 When ODR's (office disciplinary referral) are written the teacher's word is valued and trusted.

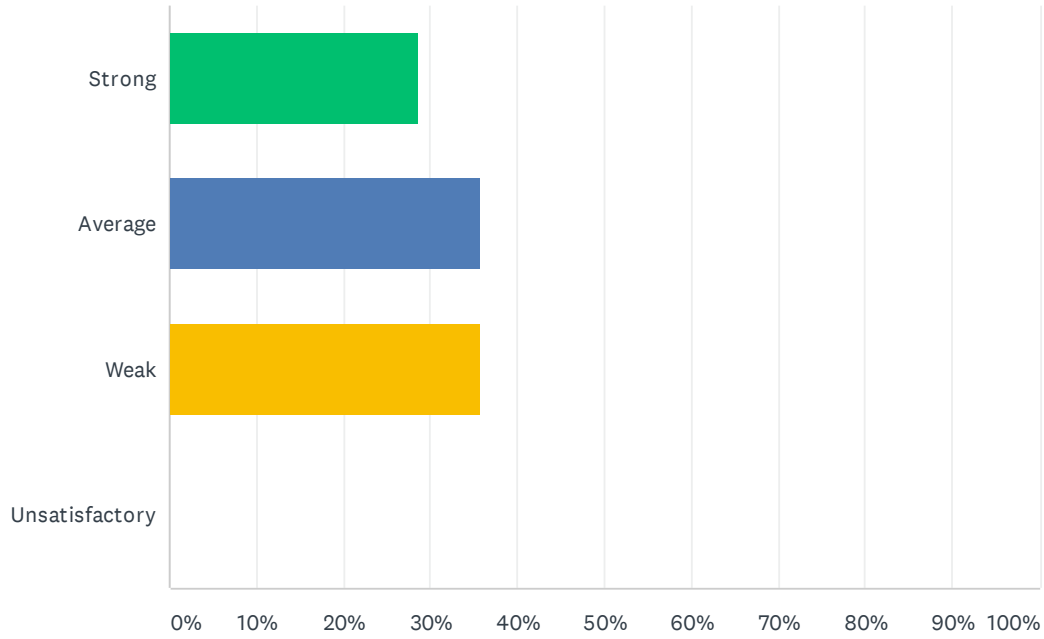
Answered: 14 Skipped: 0



ANSWER CHOICES	RESPONSES	
Strong	21.43%	3
Average	28.57%	4
Weak	42.86%	6
Unsatisfactory	7.14%	1
TOTAL		14

Q35 My site has a positive atmosphere.

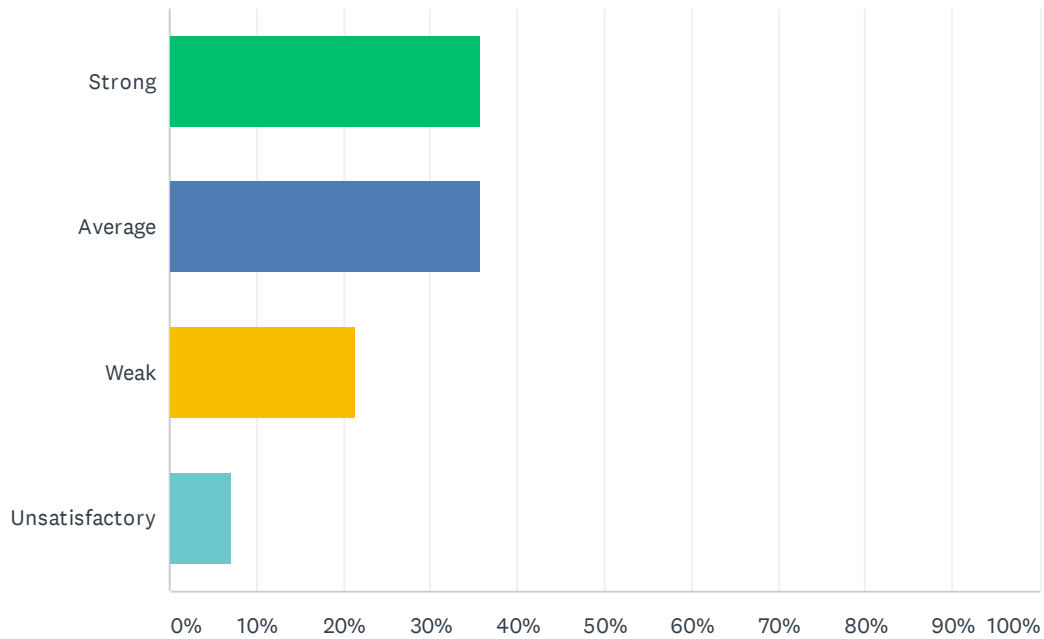
Answered: 14 Skipped: 0



ANSWER CHOICES	RESPONSES	
Strong	28.57%	4
Average	35.71%	5
Weak	35.71%	5
Unsatisfactory	0.00%	0
TOTAL		14

Q36 I would recommend my site to other employees and prospective teachers.

Answered: 14 Skipped: 0



ANSWER CHOICES	RESPONSES	
Strong	35.71%	5
Average	35.71%	5
Weak	21.43%	3
Unsatisfactory	7.14%	1
TOTAL		14