

Township Trustees of Schools

TOWNSHIP 38 NORTH, RANGE 12 EAST

www.lyonstto.net

BOARD OF SCHOOL TRUSTEES
Michael S. Thiessen, President
Shakana L. Kirksey-Miller, Trustee
Jessica A. Doherty, Trustee

6438 Joliet Road, Unit 103
Countryside, IL 60525
Phone 708-352-4480
Fax 708-888-5651

NOTICE

NOTICE OF A SPECIAL MEETING OF THE BOARD OF TRUSTEES OF THE LYONS TOWNSHIP SCHOOL TREASURER'S OFFICE

May 16, 2022 – 6:00 P.M.

The Board of Township Trustees of Schools, Range 38 North, Range 12 East, Illinois (Lyons Township) have called a special meeting on May 16, 2022, at 6:00 P.M., at the Lyons Township School Treasurer's Office, 6438 Joliet Road, Unit 103, Countryside, IL 60525.

AGENDA

1. **Call to Order & Roll Call**

2. **Pledge of Allegiance**

3. **Public Comments**

4. **Review/Approval of Minutes**

Board of School Trustees review and approval of the Lyons Township School Treasurer's minutes of:

- April 25, 2022 – TTO Open Meeting

5. **Treasurer's Report**

6. **Review the Lyons Township Treasurer's Financial Reports**

Board of School Trustees discussion and review of the Lyons Township School Treasurer's financial statements for the following months as presented.

- April 2022

7. **Review/Approval of Review School Districts Official Records**

Board of School Trustees discussion and review of the Lyons Township Schools and Coop's financial records for:

- March 2022

NEW BUSINESS:

8. **FY2021 LTTO Audit Update**
 - Betsy Allen, Miller Cooper & Co., Ltd
9. **Lyons Township School Treasurer's Employee Insurance Benefit Renewal**
10. **Approval of Lyons Township School Treasurer's Surety Bond - FY2023**
11. **Review/Approval of Payables List**

Board of School Trustees approval and ratification for the payment of expenses is requested for the Lyons Township School Treasurer's payables in the amount of

 - May 16, 2022 - \$ 34,479.66
 - Total \$ 34,479.66
12. **FY2023 Board of School Trustees Future Meeting Dates**
13. **Proposed FY2022 LTTO Amended Budget**

OLD BUSINESS:

14. **FY2021 Pro-Rata Billing**
15. **Motion to suspend the Board Meeting for the purpose of entering Closed Session**
 - *Illinois Open Meetings Act, (5 ILCS 120/2 (c)(11)*, "Litigation, when an action against, affecting or on behalf of the particular public body has been filed and is pending before a court or administrative tribunal, or when the public body finds that an action is probable or imminent, in which case the basis for the finding shall be recorded and entered into the minutes of the closed meeting."
16. **Motion to reconvene the Board Meeting of the Board of Trustees**
17. **Action as a result of Closed Session**
18. **Adjournment**

Call to Order

Pledge of Allegiance

Public Comments

Review/Approval of Minutes

April 25, 2022 – TTO Open Meeting

Treasurer's Report

Review the Lyons Township Treasurer's Financial Reports

- April 2022

Lyons Township Trustee of Schools

Account Level Operating Statement For the Period 04/01/2022 through 04/30/2022

Fiscal Year: 2021-2022

		<u>04/01/2022 - 04/30/2022</u>	<u>Budget</u>	<u>Budget Balance</u>		
All Funds						
REVENUE						
		MTD	YTD	Budget	BudgetBalance	Percent
10.4.1940.0000.000.4001	PRORATA - CURRENT YEAR	\$0.00	\$0.00	(\$2,127,360.00)	(\$2,127,360.00)	0.0%
10.4.1940.0000.000.4002	PRORATA - IMMEDIATE PRIOR YEAR	\$0.00	(\$966,620.41)	(\$966,620.00)	\$0.41	100.0%
10.4.1950.0000.000.0000	REFUND OF PRIOR YEARS' EXPENDITURES	\$0.00	(\$442.00)	(\$1,000.00)	(\$558.00)	44.2%
	REVENUE	\$0.00	(\$967,062.41)	(\$3,094,980.00)	(\$2,127,917.59)	31.2%
EXPENDITURE						
		MTD	YTD	Budget	BudgetBalance	Percent
10.5.2520.1000.000.5001	SALARIES - TREASURER	\$14,583.34	\$145,833.40	\$175,000.00	\$29,166.60	83.3%
10.5.2520.1000.000.5002	SALARIES - OFFICE MANAGER	\$0.00	\$35,480.00	\$73,440.00	\$37,960.00	48.3%
10.5.2520.1000.000.5004	SALARIES - PAYROLL	\$5,569.76	\$55,697.60	\$66,836.70	\$11,139.10	83.3%
10.5.2520.1000.000.5008	SALARIES - PT RECORDS MANAGEMENT	\$5,833.34	\$57,708.32	\$70,000.00	\$12,291.68	82.4%
10.5.2520.1000.000.5011	SALARIES - DIR OF FINANCE AND OPERATIONS	\$9,724.92	\$95,860.19	\$116,699.00	\$20,838.81	82.1%
10.5.2520.1000.000.5012	SALARIES - ACCOUNTANT	\$5,923.32	\$59,146.98	\$71,080.30	\$11,933.32	83.2%
10.5.2520.2120.000.0000	BENEFITS - IMRF	\$2,521.48	\$32,742.13	\$40,000.00	\$7,257.87	81.9%
10.5.2520.2130.000.0000	FICA	\$3,641.32	\$34,235.25	\$46,500.00	\$12,264.75	73.6%
10.5.2520.2140.000.0000	MEDICARE	\$851.60	\$8,929.54	\$11,000.00	\$2,070.46	81.2%
10.5.2520.2210.000.0000	LIFE INSURANCE	\$68.00	\$984.00	\$1,150.00	\$166.00	85.6%
10.5.2520.2220.000.0000	MEDICAL INSURANCE	\$4,426.68	\$50,624.62	\$78,550.00	\$27,925.38	64.4%
10.5.2520.2230.000.0000	DENTAL INSURANCE	\$182.85	\$2,377.05	\$4,400.00	\$2,022.95	54.0%
10.5.2520.2341.000.0000	VISION INSURANCE	\$64.02	\$472.29	\$660.00	\$187.71	71.6%
10.5.2520.3100.000.0000	CPA SERVICES	\$0.00	\$24,635.00	\$55,000.00	\$30,365.00	44.8%
10.5.2520.3100.000.0019	PROGRAMMING & TRAINING	\$0.00	\$0.00	\$4,000.00	\$4,000.00	0.0%
10.5.2520.3100.000.0023	PROF. & TECH. SERVICES - IT	\$800.00	\$8,383.75	\$12,000.00	\$3,616.25	69.9%
10.5.2520.3160.000.0000	ANNUAL I.V. LICENSE	\$0.00	\$139,166.37	\$139,200.00	\$33.63	100.0%
10.5.2520.3160.000.0027	SOFTWARE	\$599.63	\$4,784.14	\$11,000.00	\$6,215.86	43.5%
10.5.2520.3170.000.0000	AUDIT/FINANCIAL SERVICES	\$0.00	\$22,411.25	\$22,000.00	(\$411.25)	101.9%
10.5.2520.3180.000.0000	LEGAL SERVICES	\$925.00	\$19,281.00	\$26,000.00	\$6,719.00	74.2%
10.5.2520.3190.000.0000	OTHER PROFESSIONAL AND TECHNICAL SERVICES	\$1,360.00	\$2,351.25	\$1,500.00	(\$851.25)	156.8%
10.5.2520.3200.000.0000	PROPERTY SERVICES	\$57.86	\$520.74	\$800.00	\$279.26	65.1%
10.5.2520.3210.000.0000	SANITATION SERVICES	\$0.00	\$560.00	\$840.00	\$280.00	66.7%
10.5.2520.3220.000.0000	CLEANING SERVICES	\$0.00	\$3,400.00	\$5,100.00	\$1,700.00	66.7%
10.5.2520.3250.000.0000	RENTALS	\$4,968.00	\$52,438.00	\$66,000.00	\$13,562.00	79.5%
10.5.2520.3250.000.0003	COPIER & PRINTER LEASE	\$0.00	\$9,731.50	\$14,000.00	\$4,268.50	69.5%
10.5.2520.3320.000.0000	TRAVEL	\$0.00	\$0.00	\$250.00	\$250.00	0.0%
10.5.2520.3330.000.0000	MEETING EXPENSE	\$0.00	\$338.57	\$1,000.00	\$661.43	33.9%
10.5.2520.3400.000.0005	POSTAGE	\$0.00	\$483.45	\$600.00	\$116.55	80.6%
10.5.2520.3400.000.0008	INTERNET	\$219.90	\$2,156.13	\$5,000.00	\$2,843.87	43.1%
10.5.2520.3600.000.0000	PRINTING AND BINDING	\$0.00	\$18,835.50	\$21,000.00	\$2,164.50	89.7%
10.5.2520.3800.000.0011	RETIREE/COBRA BENEFITS	\$102.35	\$8,705.79	\$8,750.00	\$44.21	99.5%
10.5.2520.3800.000.0013	COMMERCIAL PACKAGE	\$0.00	\$8,482.00	\$9,150.00	\$668.00	92.7%
10.5.2520.3800.000.0014	WORKERS COMPENSATION	\$0.00	\$2,282.00	\$3,200.00	\$918.00	71.3%
10.5.2520.3800.000.0016	PUBLIC OFFICIALS LIABILITY	\$0.00	\$0.00	\$12,500.00	\$12,500.00	0.0%
10.5.2520.3800.000.0017	CYBER LIABILITY	\$0.00	\$0.00	\$3,000.00	\$3,000.00	0.0%
10.5.2520.4100.000.0000	OFFICE SUPPLIES	\$671.69	\$2,990.45	\$10,500.00	\$7,509.55	28.5%
10.5.2520.4100.000.0018	PAPER	\$0.00	\$0.00	\$300.00	\$300.00	0.0%
10.5.2520.4100.000.0024	ENVELOPES	\$0.00	\$462.50	\$800.00	\$337.50	57.8%
10.5.2520.4400.000.0000	PERIODICALS	\$169.00	\$776.61	\$650.00	(\$126.61)	119.5%
10.5.2520.4900.000.0020	CHECKS	\$0.00	\$1,314.00	\$1,500.00	\$186.00	87.6%
10.5.2520.5500.000.0000	CAPITALIZED EQUIPMENT	\$0.00	\$0.00	\$4,000.00	\$4,000.00	0.0%
10.5.2520.6400.000.0000	DUES AND FEES	\$72.81	\$2,598.12	\$3,200.00	\$601.88	81.2%
	EXPENDITURE	\$63,336.87	\$917,179.49	\$1,198,156.00	\$280,976.51	76.5%
	Net (Revenue)/Expense	\$63,336.87	(\$49,882.92)	(\$1,896,824.00)	(\$1,846,941.08)	2.6%

Lyons Township Trustee of Schools

Account Level Operating Statement For the Period 04/01/2022 through 04/30/2022

Fiscal Year: 2021-2022

04/01/2022 - 04/30/2022

Budget

Budget Balance

End of Report

Review School Districts Official Records

- March 2022

Lyons Township School Treasurer's Office
 District Operations Report
 March 2022

District	Beginning FY22 Fund Balance	Beginning FY22 fund balance adjustments	Revenues	Beg. Balance + Revenues	Disbursements	Ending FY22 Fund Balance	% of Total Ending Fund Balance
101	7,772,547.28		20,973,008.44	28,745,555.72	14,960,863.85	13,784,691.87	5.29%
102	12,187,733.26		45,232,027.12	57,419,760.38	32,663,083.98	24,756,676.40	9.50%
103	19,282,981.33		37,631,120.81	56,914,102.14	28,167,719.55	28,746,382.59	11.03%
104	16,326,747.25		30,762,663.74	47,089,410.99	25,552,335.60	21,537,075.39	8.26%
105	16,715,416.77		28,418,822.72	45,134,239.49	18,800,768.62	26,333,470.87	10.10%
106	17,600,649.68	-32,055.00	15,226,595.41	32,795,190.09	11,668,476.91	21,126,713.18	8.10%
106.5	4,401,628.71		31,748,277.68	36,149,906.39	29,851,681.66	6,298,224.73	2.42%
106.7	445,612.29		2,273,162.25	2,718,774.54	2,409,110.41	309,664.13	0.12%
107	13,259,905.64	237,725.23	15,459,139.82	28,956,770.69	10,095,232.52	18,861,538.17	7.24%
108	6,361,495.19		6,402,760.72	12,764,255.91	5,066,181.83	7,698,074.08	2.95%
109	38,324,141.08		39,272,305.51	77,596,446.59	36,340,752.79	41,255,693.80	15.83%
204	47,780,298.05		110,610.91	47,890,908.96	47,895,806.13	-4,897.17	0.00%
2045	3,581,993.98		20,621,260.85	24,203,254.83	17,523,839.53	6,679,415.30	2.56%
217	35,052,988.61		41,503,605.69	76,556,594.30	33,271,417.32	43,285,176.98	16.61%
TOTAL	198,552,285.54	205,670.23	335,635,361.67	574,935,171.02	314,267,270.70	260,667,900.32	100.00%

FY2021 LTTO Audit Update

- Betsy Allen, Miller Cooper & Co., Ltd


Lyons Township School Treasurer's Employee Insurance Benefit Renewal

Township Trustees of Schools

TOWNSHIP 38 NORTH, RANGE 12 EAST
www.lyonstto.net

BOARD OF SCHOOL TRUSTEES
Michael S. Thiessen, President
Shakana L. Kirksey-Miller, Trustee
Jessica A. Doherty, Trustee

6438 Joliet Road, Unit 103
Countryside, IL 60525
Phone 708-352-4480
Fax 708-352-4417

DATE: May 12, 2022
TO: Board of School Trustees
FROM: Kenneth T. Getty, MBA, CSBO 
SUBJECT: Lyons Township School Treasurer's Employee Insurance Benefits

The Lyons Township Treasurer's Office has received renewal quotes for medical, dental, vision, and life insurance for its full-time staff for fiscal year 2023 from Blue Cross Blue Shield of Illinois and Companion Life:

- Blue Cross Blue Shield total monthly medical rates are expected to increase 8.00%
- Blue Cross Blue Shield total monthly dental rates are expected to increase 8.00%
- Companion Life life insurance premiums are expected to remain the same as FY2022
- Companion Life vision insurance premiums are expected to remain the same as FY2022

Recommended Motion:

"I move to approve the renewal provided by Blue Cross Blue Shield of Illinois and Companion Life for employee medical, dental, vision, and life insurance benefits."

Approval of Lyons Township School
Treasurer's Surety Bond - FY2023

Township Trustees of Schools


TOWNSHIP 38 NORTH, RANGE 12 EAST
www.lyonstto.net

BOARD OF SCHOOL TRUSTEES
Michael S. Thiessen, President
Shakana L. Kirksey-Miller, Trustee
Jessica A. Doherty, Trustee

6438 Joliet Road, Unit 103
Countryside, IL 60525
Phone 708-352-4480
Fax 708-352-4417

DATE: May 13, 2022

TO: Board of School Trustees

FROM: Kenneth T. Getty, MBA, CSBO 

SUBJECT: Lyons Township School Treasurer's Surety Bond - FY2023

The Treasurer's surety bond is up for annual renewal. This bond, required by law, protects the Treasurer's office in the event of financial wrongdoing or dishonesty on the part of the Treasurer. The annual premium is \$15,000. There is no cost increase over the current year.

Recommended Motion:

"I move to approve the renewal of the Treasurer's bond for fiscal year 2023".

Review/Approval of Payables List

- May 16, 2022 - \$ 34,479.66

➤ **Total Amount - \$ 34,479.66**

LYONS TOWNSHIP TRUSTEE OF SCHOOLS VOUCHER

Voucher No: 1092 Voucher Date: 05/16/2022 Prepared By: Brigid Murphy

Printed: 05/13/2022 12:18:28 PM

LYONS TOWNSHIP TRUSTEE OF SCHOOLS is hereby authorized to draw warrants against LYONS TOWNSHIP TRUSTEE OF SCHOOLS funds for the sum of \$34,479.66 on account of obligations incurred for value received in services and for materials as shown below for period August 2, 2021 to June 30, 2022 (period cannot overlap fiscal year end.)

I certify that this claim is just and correct, and the services and/or materials herein represented have been received during the period listed above. All items are properly coded and not in excess of the budget.



Michael S. Thiessen Board President

Shakana L. Kirksey-Miller Trustee

Jessica A. Doherty Trustee

LYONS TOWNSHIP TRUSTEE OF SCHOOLS

Fund		Amount
10	EDUCATION	\$34,479.66
		<hr/>
		\$34,479.66

Lyons Township Trustee of Schools

Voucher Detail Listing

Voucher Batch Number: 1092

05/16/2022

Fiscal Year: 2021-2022

Vendor Remit Name Description	Vendor #	QTY	PO No.	Invoice Invoice Date	Account	Amount
BLUE CROSS AND BLUE SHIELD OF IL						
Check Group:						
M-05/01/2022-06/01/2022		1	0	ACCT#245480 041522 5/16/2022	10.2.0481.0000.000.9944 HEALTH INSURANCE PAYABLE-ER	\$4,426.66
D-05/01/2022-06/01/2022		1	0	ACCT#245480 041522 5/16/2022	10.5.2520.3800.000.0011 RETIREE/COBRA BENEFITS	\$36.57
D-05/01/2022-06/01/2022		1	0	ACCT#245480 041522 5/16/2022	10.5.2520.2230.000.0000 DENTAL INSURANCE	\$182.85
Check #: 0						
PO/InvoiceTotal:						\$4,646.08
Vendor Total:						\$4,646.08
COMCAST 1000050						
Check Group:						
05/16/2022-06/15/2022		1	0	05.09.22 5/16/2022	10.5.2520.3400.000.0008 INTERNET	\$219.90
Check #: 0						
PO/InvoiceTotal:						\$219.90
Vendor Total:						\$219.90
Cook County Farm Bureau						
Check Group:						
JUNE 2022 RENT		1	0	06.2022 5/16/2022	10.5.2520.3250.000.0000 RENTALS	\$4,000.00
Check #: 0						
PO/InvoiceTotal:						\$4,000.00
Vendor Total:						\$4,000.00
De Lage Landen Financial Services, Inc.						
Check Group:						
05/15/2022-06/14/2022		1	0	76233210 5/16/2022	10.5.2520.3250.000.0003 COPIER & PRINTER LEASE	\$968.00

Lyons Township Trustee of Schools

Voucher Detail Listing

Voucher Batch Number: 1092

05/16/2022

Fiscal Year: 2021-2022

Vendor Remit Name Description	Vendor #	QTY	PO No.	Invoice Invoice Date	Account	Amount
Check #: 0						
						PO/InvoiceTotal: <u>\$968.00</u>
						Vendor Total: <u>\$968.00</u>
DEL GALDO LAW GROUP, LLC						
Check Group:						
04/01/2022-04/30/2022		1	0	28687 5/16/2022	10.5.2520.3180.000.0000 LEGAL SERVICES	\$416.25
Check #: 0						
						PO/InvoiceTotal: <u>\$416.25</u>
						Vendor Total: <u>\$416.25</u>
Del's Movers, Inc.						
Check Group:						
LTTO OFFICE RELOCATION		1	0	04.28.2022 5/16/2022	10.5.2520.3190.000.0000 OTHER PROFESSIONAL AND TECHNICAL SERVICES	\$3,860.00
Check #: 0						
						PO/InvoiceTotal: <u>\$3,860.00</u>
						Vendor Total: <u>\$3,860.00</u>
FIRST NATIONAL BANK OF LAGRANGE						
	1000078					
Check Group:						
OFFICE SUPPLIES		1	0	V287665 5/12/2022	10.5.2520.4100.000.0000 OFFICE SUPPLIES	\$28.41
TTO ANNUAL DOMAIN LICENSE		1	0	V287665 5/12/2022	10.5.2520.3100.000.0023 PROF. & TECH. SERVICES - IT	\$127.02
OFFICE SUPPLIES		1	0	V287665 5/12/2022	10.5.2520.4100.000.0000 OFFICE SUPPLIES	\$345.07
HUMBLE FAX 04/15/2022-05/15/2022		1	0	V287665 5/12/2022	10.5.2520.3160.000.0027 SOFTWARE	\$10.00
OFFICE SUPPLIES		1	0	V287665 5/12/2022	10.5.2520.4100.000.0000 OFFICE SUPPLIES	\$20.00

Lyons Township Trustee of Schools

Voucher Detail Listing

Voucher Batch Number: 1092

05/16/2022

Fiscal Year: 2021-2022

Vendor Remit Name Description	Vendor #	QTY	PO No.	Invoice Invoice Date	Account	Amount
ADOBE ACROBAT PRO		1	0	V287665 5/12/2022	10.5.2520.3160.000.0027 SOFTWARE	\$179.99
OFFICE SUPPLIES		1	0	V287665 5/12/2022	10.5.2520.4100.000.0000 OFFICE SUPPLIES	\$317.94
OFFICE SUPPLIES		1	0	V287665 5/12/2022	10.5.2520.4100.000.0000 OFFICE SUPPLIES	\$24.99
OFFICE SUPPLIES		1	0	V287665 5/12/2022	10.5.2520.4100.000.0000 OFFICE SUPPLIES	\$27.99
OFFICE SUPPLIES		1	0	V287665 5/12/2022	10.5.2520.4100.000.0000 OFFICE SUPPLIES	\$343.99
OFFICE SUPPLIES		1	0	V287665 5/12/2022	10.5.2520.4100.000.0000 OFFICE SUPPLIES	\$38.64
OFFICE SUPPLIES		1	0	V287665 5/12/2022	10.5.2520.4100.000.0000 OFFICE SUPPLIES	\$263.98

Check #: 0

PO/InvoiceTotal: \$1,728.02

Vendor Total: \$1,728.02

HINCKLEY SPRINGS 1000092

Check Group:

OFFICE SUPPLIES		1	0	22340370043022 5/16/2022	10.5.2520.4100.000.0000 OFFICE SUPPLIES	\$69.41
-----------------	--	---	---	-----------------------------	--	---------

Check #: 0

PO/InvoiceTotal: \$69.41

Vendor Total: \$69.41

IMAGETEC

Check Group:

03/05/2022-06/04/2022		1	0	654330 5/16/2022	10.5.2520.3250.000.0003 COPIER & PRINTER LEASE	\$509.75
-----------------------	--	---	---	---------------------	---	----------

Check #: 0

PO/InvoiceTotal: \$509.75

Lyons Township Trustee of Schools

Voucher Detail Listing

Voucher Batch Number: 1092 05/16/2022

Fiscal Year: 2021-2022

Vendor Remit Name Description	Vendor #	QTY	PO No.	Invoice Invoice Date	Account	Amount
Vendor Total:						\$509.75
Liberty Mutual Insurance Company						
Check Group:						
FY23 TREASURER'S BOND		1	0	404228444 060422 5/12/2022	10.5.2520.3800.000.0016 PUBLIC OFFICIALS LIABILITY	\$15,000.00
Check #: 0						
PO/InvoiceTotal:						\$15,000.00
Vendor Total:						\$15,000.00
ProxiT, Inc.						
Check Group:						
CLOUD BACK UP-MAY 2022		1	0	23000 5/16/2022	10.5.2520.3160.000.0027 SOFTWARE	\$109.00
MICROSOFT-MAY 2022		1	0	23000 5/16/2022	10.5.2520.3160.000.0027 SOFTWARE	\$301.75
MAY 2022		1	0	23000 5/16/2022	10.5.2520.3100.000.0023 PROF. & TECH. SERVICES - IT	\$1,845.00
Check #: 0						
PO/InvoiceTotal:						\$2,255.75
Vendor Total:						\$2,255.75
TYLER BUSINESS FORMS						
Check Group:						
CHECKS		1	0	71898 5/16/2022	10.5.2520.4900.000.0020 CHECKS	\$650.00
10% DISCOUNT		1	0	71898 5/16/2022	10.5.2520.4900.000.0020 CHECKS	(\$65.00)
POSTAGE		1	0	71898 5/16/2022	10.5.2520.3400.000.0005 POSTAGE	\$166.50
Check #: 0						
PO/InvoiceTotal:						\$751.50

Lyons Township Trustee of Schools

Voucher Detail Listing

Voucher Batch Number: 1092 05/16/2022

Fiscal Year: 2021-2022

Vendor Remit Name Description	Vendor #	QTY	PO No.	Invoice Invoice Date	Account	Amount
Vendor Total:						\$751.50
WEST 40 - ISC #2						
Check Group:						
NEW EMPLOYEE ONBOARDING		1	0	220690 5/16/2022	10.5.2520.6400.000.0000 DUES AND FEES	\$55.00
PO/InvoiceTotal:						\$55.00
Vendor Total:						\$55.00
Grand Total:						\$34,479.66

Check #: 0

End of Report

FY2023 Board of School Trustees Future Meeting Dates

Sun	Mon	Tue	Wed	Thu	Fri	Sat
29	30	31	1 First Day of LGBTQ+ Pride Month	2	3	4
5	6	7	8	9	10	11
12	13	14 Flag Day	15	16	17	18
19 Father's Day Juneteenth	20 Juneteenth (substitute)	21	22	23	24	25
26	27	28	29	30	1	2

Sun	Mon	Tue	Wed	Thu	Fri	Sat
26	27	28	29	30	1	2
3	4 Independence Day LTTT Closed	5	6	7	8	9
10	11 Regular Quarterly Meeting Date	12	13	14	15	16
17	18	19	20	21	22	23
24	25	26	27	28	29	30
31	1	2	3	4	5	6

Sun	Mon	Tue	Wed	Thu	Fri	Sat
31	1	2	3	4	5	6
7	8	9	10	11	12	13
14	15	16	17	18	19	20
21	22	23	24	25	26	27
28	29	30	31	1	2	3

Sun	Mon	Tue	Wed	Thu	Fri	Sat
28	29	30	31	1	2	3
4	5 LTTO Closed Labor Day	6	7	8	9	10
11	12	13	14	15 First Day of Hispanic Heritage	16	17
18	19	20	21	22	23	24
25	26	27	28	29	30	1

Sun	Mon	Tue	Wed	Thu	Fri	Sat
25	26	27	28	29	30	1
2	3 Regular Quarterly Meeting Date	4	5	6	7	8
9	10 Columbus Day Indigenous Peoples' Day LTTO Closed	11	12	13	14	15
16	17	18	19	20	21	22
23	24	25	26	27	28	29
30	31 Halloween	1 First Day of American Indian	2	3	4	5

Sun	Mon	Tue	Wed	Thu	Fri	Sat
30	31	1	2	3	4	5
	Halloween	First Day of American Indian				
6	7	8	9	10	11	12
Daylight Saving Time ends		Election Day			Veterans Day	
13	14	15	16	17	18	19
20	21	22	23	24	25	26
				LTTO Closed Thanksgiving Day	LTTO Closed Native American Heritage Day	
27	28	29	30	1	2	3

Sun	Mon	Tue	Wed	Thu	Fri	Sat
27	28	29	30	1	2	3
4	5	6	7	8	9	10
11	12	13	14	15	16	17
18	19	20	21	22	23	24
25	26	27	28	29	30	31
Christmas Day	Christmas Day (substitute) LTTT Closed				LTTT Closed	Christmas Eve
					LTTT Closed	New Year's Eve

Sun	Mon	Tue	Wed	Thu	Fri	Sat
1 New Year's Day	2 LTTO Closed New Year's Day (substitute)	3	4	5	6	7
8	9 Regular Quarterly Meeting Date	10	11	12	13	14
15	16 LTTO Closed Martin Luther King Jr. Day	17	18	19	20	21
22	23	24	25	26	27	28
29	30	31	1 First Day of Black History Month	2	3	4

Sun	Mon	Tue	Wed	Thu	Fri	Sat
29	30	31	1 First Day of Black History Month	2	3	4
5	6	7	8	9	10	11
12	13	14 Valentine's Day	15	16	17	18
19	20 LTTO Closed Presidents' Day	21	22	23	24	25
26	27	28	1 First Day of Women's History	2	3	4

Sun	Mon	Tue	Wed	Thu	Fri	Sat
26	27	28	1 First Day of Women's History	2	3	4
5	6	7	8	9	10	11
12 Daylight Saving Time starts	13	14	15	16	17 St. Patrick's Day	18
19	20	21	22	23	24	25
26	27	28	29	30	31	1

Sun	Mon	Tue	Wed	Thu	Fri	Sat	
26	27	28	29	30	31	1	
2	Regular Quarterly Meeting Date	4	5	6	LTTO Closed	8	
9	Easter Sunday	Easter Monday	11	12	13	14	15
16	17	Tax Day	19	20	21	22	
23	24	25	26	27	28	29	
30	First Day of Asian Pacific	2	3	4	Cinco de Mayo	6	

Sun	Mon	Tue	Wed	Thu	Fri	Sat
30	1 First Day of Asian Pacific	2	3	4	5 Cinco de Mayo	6
7	8	9	10	11	12	13
14 Mother's Day	15	16	17	18	19	20
21	22	23	24	25	26	27
28	29 LTTO Closed Memorial Day	30	31	1 First Day of LGBTQ+ Pride Month	2	3

Sun	Mon	Tue	Wed	Thu	Fri	Sat
28	29	30	31	1	2	3
	LTTO Closed Memorial Day			First Day of LGBTQ+ Pride Month		
4	5	6	7	8	9	10
11	12	13	14	15	16	17
			Flag Day			
18	19	20	21	22	23	24
Father's Day	Juneteenth					
25	26	27	28	29	30	1


Proposed FY2022
LTTO Amended Budget

Township Trustees of Schools

TOWNSHIP 38 NORTH, RANGE 12 EAST
www.lyonstto.net

BOARD OF SCHOOL TRUSTEES
Michael S. Thiessen, President
Shakana L. Kirksey-Miller, Trustee
Jessica A. Doherty, Trustee

6438 Joliet Road, Unit 103
Countryside, IL 60525
Phone 708-352-4480
Fax 708-352-4417

DATE: May 13, 2022
TO: Board of School Trustees
FROM: Kenneth T. Getty, MBA, CSBO 
SUBJECT: Proposed FY2022 LTTO Amended Budget

Attached is a proposed amended budget for FY2022 that reduces the Lyons Township Treasurer's Office total budget amount by \$70,263. This proposed amended budget includes the costs associated with the LTTO's recent office relocation to the Cook County Farm Bureau Building.

Recommended Motion:

"I move to approve the proposed FY2022 LTTO amended budget as presented."

	ACCOUNT NAME	PROPOSED AMENDED BUDGET 2022	APPROVED BUDGET 2022	BUDGET ADJUSTMENT
10.4.1940.0000.000.4001	Pro-rata Current Year	\$2,127,360	\$2,127,360	\$0
10.4.1940.0000.000.4002	Pro-rata Immediate Prior Year	\$966,620	\$966,620	\$0
10.4.1950.0000.000.0000	Refund of Prior Years Expenditures	\$1,000	\$1,000	\$0
10.4.1999.0000.000.0000	Other Local Revenues	\$0	\$0	\$0
10	<i>Education Fund</i>	<i>\$3,094,980</i>	<i>\$3,094,980</i>	<i>\$0</i>
Education Fund Expenditures				
10.5.2520.1000.000.5001	Salary-Treasurer	\$175,000	\$175,000	\$0
10.5.2520.1000.000.5002	Salary-Human Resources / Office Man	\$35,480	\$73,440	-\$37,960
10.5.2520.1000.000.5004	Salary-Payroll / Accounts Recievable	\$66,837	\$66,837	\$0
10.5.2520.1000.000.5008	Salary-Records Management	\$70,000	\$70,000	\$0
10.5.2520.1000.000.5011	Salary-Dir. of Finance & Operations	\$116,699	\$116,699	\$0
10.5.2520.1000.000.5012	Salary-Accountant	\$71,080	\$71,080	\$0
10.5.2520.1000.000.5016	Salary-Staff Accountant	\$9,167	\$0	\$9,167
1000 Series Total		\$544,263	\$573,056	-\$28,793
10.5.2520.2120.000.0000	IMRF	\$38,750	\$40,000	-\$1,250
10.5.2520.2130.000.0000	FICA	\$42,100	\$46,500	-\$4,400
10.5.2520.2140.000.0000	Medicare	\$11,000	\$11,000	\$0
10.5.2520.3800.000.0011	Retirement Benefits	\$8,750	\$8,750	\$0
10.5.2520.2210.000.0000	Life Insurance	\$1,080	\$1,150	-\$70
10.5.2520.2220.000.0000	Medical Insurance	\$64,500	\$78,550	-\$14,050
10.5.2520.2230.000.0000	Dental Insurance	\$3,250	\$4,400	-\$1,150
10.5.2520.2341.000.0000	Vision Insurance	\$605	\$660	-\$55
2000 Series Total		\$170,035	\$191,010	-\$20,975
10.5.2520.3100.000.0000	CPA Services	\$40,000	\$55,000	-\$15,000
10.5.2520.3100.000.0019	Programming & Training	\$4,000	\$4,000	\$0
10.5.2520.3100.000.0023	Prof & Tech Services - IT	\$12,000	\$12,000	\$0
10.5.2520.3160.000.0000	Annual I.V. License	\$139,167	\$139,200	-\$33
10.5.2520.3160.000.0027	Software	\$7,000	\$11,000	-\$4,000
10.5.2520.3170.000.0000	Audit/Financial Services	\$22,412	\$22,000	\$412
10.5.2520.3180.000.0000	Legal Services-General	\$26,000	\$26,000	\$0
10.5.2520.3190.000.0000	Other Professional Services	\$6,500	\$1,500	\$5,000
10.5.2520.3200.000.0000	Property Services	\$521	\$800	-\$279

	ACCOUNT NAME	PROPOSED AMENDED BUDGET 2022	APPROVED BUDGET 2022	BUDGET ADJUSTMENT
10.5.2520.3210.000.0000	Sanitation Services	\$560	\$840	-\$280
10.5.2520.3220.000.0000	Cleaning Services	\$3,400	\$5,100	-\$1,700
10.5.2520.3250.000.0000	Rentals	\$59,470	\$66,000	-\$6,530
10.5.2520.3250.000.0003	Copier & Printer Lease	\$13,700	\$14,000	-\$300
10.5.2520.3320.000.0000	Travel	\$0	\$250	-\$250
10.5.2520.3330.000.0000	Meeting Expense	\$1,200	\$1,000	\$200
10.5.2520.3400.000.0005	Postage	\$705	\$600	\$105
10.5.2520.3400.000.0008	Internet	\$2,600	\$5,000	-\$2,400
10.5.2520.3600.000.0000	Printing & Binding	\$18,636	\$21,000	-\$2,364
10.5.2520.3800.000.0013	Insurance-Commercial	\$8,482	\$9,150	-\$668
10.5.2520.3800.000.0014	Insurance-Workers Comp	\$2,282	\$3,200	-\$918
10.5.2520.3800.000.0016	Insurance-Public Officials Liability	\$15,000	\$12,500	\$2,500
10.5.2520.3800.000.0017	Insurance-Cyber Liability	\$4,500	\$3,000	\$1,500
Series 3000 Total		\$388,135	\$413,140	-\$25,005
10.5.2520.4100.000.0000	Office Supplies	\$15,000	\$10,500	\$4,500
10.5.2520.4100.000.0018	Paper	\$0	\$300	-\$300
10.5.2520.4100.000.0024	Envelopes	\$465	\$800	-\$335
10.5.2520.4400.000.0000	Periodals	\$830	\$650	\$180
10.5.2520.4900.000.0020	Checks	\$1,965	\$1,500	\$465
4000 Series Total		\$18,260	\$13,750	\$4,510
10.5.2520.5500.000.0000	Capitalized Equipment	\$4,000	\$4,000	\$0
5000 Series Total		\$4,000	\$4,000	\$0
10.5.2520.6400.000.0000	Dues and Fees	\$3,200	\$3,200	\$0
6000 Series Total		\$3,200	\$3,200	\$0
2520	Business Office	\$1,127,893	\$1,198,156	-\$70,263


FY2021 Pro-Rata Billing

Township Trustees of Schools

TOWNSHIP 38 NORTH, RANGE 12 EAST
www.lyonstto.net

BOARD OF SCHOOL TRUSTEES
Michael S. Thiessen, President
Shakana L. Kirksey-Miller, Trustee
Jessica A. Doherty, Trustee

6438 Joliet Road, Unit 103
Countryside, IL 60525
Phone 708-352-4480
Fax 708-352-4417

DATE: May 13, 2022
TO: Board of School Trustees
FROM: Kenneth T. Getty, MBA, CSBO 
SUBJECT: Proposed - FY2021 Pro-Rata Billing

Lyons Township Trustees of Schools Pro-Rata Billing Fiscal Year Ending June 30, 2021

District	FY21 Revenues	Percentage Change from FY2020 Revenues	Percentage of FY21 Total Revenues	FY21 Pro-Rata Billing	Percentage Change from FY20 Pro-Rata Billing
101	\$ 20,289,888	4.84%	7.28%	\$ 114,792.94	30.35%
102	\$ 45,538,825	10.85%	4.96%	\$ 257,642.41	31.79%
103	\$ 38,851,636	9.26%	4.88%	\$ 219,808.68	27.37%
104	\$ 34,952,178	8.33%	7.16%	\$ 197,746.94	32.88%
105	\$ 27,156,512	6.47%	4.34%	\$ 153,641.85	27.32%
106	\$ 15,409,791	3.67%	8.40%	\$ 87,183.09	31.29%
1065**	\$ 15,178,206	3.62%	33.80%	\$ 85,872.87	77.24%
1067**	\$ 4,090,749	0.98%	n/a	\$ 23,144.00	n/a
107	\$ 14,053,720	3.35%	-9.44%	\$ 79,510.93	6.69%
108	\$ 6,578,399	1.57%	-4.79%	\$ 37,218.23	18.96%
109	\$ 41,933,775	9.99%	4.96%	\$ 237,246.32	32.25%
204	\$ 84,222,951	20.07%	4.85%	\$ 476,503.37	30.94%
2045	\$ 25,554,856	6.09%	3.61%	\$ 144,580.25	33.62%
217	\$ 45,750,192	10.90%	5.98%	\$ 258,838.25	45.13%
995**	\$ -	0.00%	0.00%	\$ -	0.00%
999**	\$ -	0.00%	0.00%	\$ -	0.00%
	\$ 403,214,866	100.00%	4.05%	2,373,730.12	33.64%

Pro-Rata Calculation: District Revenues ÷ Total Revenues = Percentage of Total Revenues

Percentage of FY21 Revenues x Total LTTO FY21 Expenditures (\$2,373,730.12) = FY21 Pro-Rata Billing

Analysis of FY2021 Pro-Rata Billing:

- The total FY2021 pro-rata billing increased by 33.64% from last year's pro-rata billing.
- Due to variations in member district's year-over-year revenues, pro-rata billings range from increases of 6.69% to 77.24%.
- The FY2021 pro-rata bill has been calculated on the member district's FY2021 Annual Financial Report (AFR) total revenues less any transfers and bond proceeds. For member districts that do not have an AFR the Infinite Visions software year-end revenue report was used for the pro-rata calculation.
- The Pro-Rata Billing Calculation and data used to calculate the FY2021 pro-rata can be found on Appendix A (please note that the individual district percentage displayed rounded to two decimal places, but the calculation is made in Microsoft Excel which takes the percentage to the eighth decimal place).
- Operational costs (no litigation fees included) have remained consistent year over year. The FY2021 operational costs have remained consistent and continue to be lower than the FY2016 operational costs (See Appendix B).
- Additional Comparative/Historical Analysis:
 - Appendix C - Comparison of Total Pooled Investment Earnings vs. Expenditures
 - Appendix D – Year-over-Year percentage change in Pro-Rata Billing amount
 - Appendix E – LTTO Member District Revenues and Pro-Rata Billing Comparative
 - Appendix F – Ten Year Pro-Rata Billing Comparative

APPENDIX A

**Lyons Township Trustees of Schools
Pro-Rata Billing Fiscal Year Ending June 30, 2021**

District	FY21 Revenues	Percentage Change from FY2020 Revenues	Percentage of FY21 Total Revenues	FY21 Pro-Rata Billing	Percentage Change from FY20 Pro-Rata Billing
101	\$ 20,289,888	4.84%	7.28%	\$ 114,792.94	30.35%
102	\$ 45,538,825	10.85%	4.96%	\$ 257,642.41	31.79%
103	\$ 38,851,636	9.26%	4.88%	\$ 219,808.68	27.37%
104	\$ 34,952,178	8.33%	7.16%	\$ 197,746.94	32.88%
105	\$ 27,156,512	6.47%	4.34%	\$ 153,641.85	27.32%
106	\$ 15,409,791	3.67%	8.40%	\$ 87,183.09	31.29%
1065**	\$ 15,178,206	3.62%	33.80%	\$ 85,872.87	77.24%
1067**	\$ 4,090,749	0.98%	n/a	\$ 23,144.00	n/a
107	\$ 14,053,720	3.35%	-9.44%	\$ 79,510.93	6.69%
108	\$ 6,578,399	1.57%	-4.79%	\$ 37,218.23	18.96%
109	\$ 41,933,775	9.99%	4.96%	\$ 237,246.32	32.25%
204	\$ 84,222,951	20.07%	4.85%	\$ 476,503.37	30.94%
2045	\$ 25,554,856	6.09%	3.61%	\$ 144,580.25	33.62%
217	\$ 45,750,192	10.90%	5.98%	\$ 258,838.25	45.13%
	\$ 403,214,866	100.00%	4.05%	2,373,730.12	33.64%

Pro-Rata Calculation : District Revenues ÷ Total Revenues = Percentage of Total Revenues

Percentage of FY21 Revenues x Total LTTO FY21 Expenditures (\$2,373,730.12) = FY21 Pro-Rata Billing

*The FY21 pro-rata bill has been calculated on the revenues reported in each LTTO Member District's FY21 Annual Financial Report (AFR) less any Student Activity Funds, transfers, and bond proceeds.

**For Member District's that do not have an AFR, the June 30, 2021 revenues posted in the Member District's year end report was used for the pro-rata calculation.

APPENDIX B

**Lyons Township Trustees of Schools
Pro-Rata Billing Fiscal Year Ending June 30, 2021**

LTTO Operational Expenditures Comparative Information (FY2021 to FY2016)

District	FY21 Pro-Rata	FY20 Pro-Rata	FY19 Pro-Rata	FY18 Pro-Rata	FY17 Pro-Rata	FY16 Pro-Rata
101	114,792.94	88,066.63	76,509.97	76,983.85	83,069.53	75,138.61
102	257,642.41	195,499.11	175,512.66	186,347.20	172,310.17	155,944.46
103	219,808.68	172,578.73	149,853.86	144,221.17	158,719.28	128,860.47
104	197,746.94	148,816.55	131,951.23	129,508.60	133,551.74	124,937.09
105	153,641.85	120,672.12	105,284.37	104,138.69	120,325.73	104,621.82
106	87,183.09	66,406.24	57,507.99	58,241.41	63,747.41	56,876.88
1065**	85,872.87	48,450.22	45,890.88	51,280.14	37,079.76	27,475.41
1067**	23,144.00	-	0.40	-	-	-
107	79,510.93	74,527.80	62,777.94	61,249.23	73,351.66	56,394.51
108	37,218.23	31,286.33	27,950.95	27,388.17	29,130.31	26,519.61
109	237,246.32	179,398.95	161,620.59	157,054.59	161,142.64	143,252.17
204	476,503.37	363,896.77	324,941.14	321,265.01	354,103.75	322,352.21
2045	144,580.25	108,202.01	99,774.91	97,372.80	101,185.47	89,716.94
217	258,838.25	178,350.40	174,631.11	164,736.94	177,581.75	153,968.05
995**	-	-	815.07	717.68	824.86	1,930.00
999**	-	-	30,750.48	27,686.33	30,009.86	39,478.77
Total Pro-Rata Billing Expenditures	2,373,730.12	1,776,151.85	1,625,773.56	1,608,191.81	1,696,133.92	1,507,467.00
<i>less Litigation Expenditures</i>	1,256,346.61	704,742.93	491,255.33	475,849.41	532,477.57	341,985.69
Non-Operational Expenditures	1,256,346.61	704,742.93	491,255.33	475,849.41	532,477.57	341,985.69
LTTO Operational Expenditures	1,117,383.51	1,071,408.92	1,134,518.23	1,132,342.40	1,163,656.35	1,165,481.31

*The FY21 pro-rata bill has been calculated on the revenues reported in each LTTO Member District's FY21 Annual Financial Report (AFR) less any Student Activity Funds, transfers, and bond proceeds.

**For Member District's that do not have an AFR, the June 30, 2021 revenues posted in the Member District's year end report was used for the pro-rata calculation.

APPENDIX C

**Lyons Township Trustees of Schools
Pro-Rata Billing Fiscal Year Ending June 30, 2021**

LTTO Pooled Investment Earnings Comparative Information (FY2021 to FY2017)

District	FY21 Interest Earnings	FY21 Pro-Rata	FY20 Interest Earnings	FY20 Pro-Rata	FY18 Interest Earnings	FY18 Pro-Rata	FY17 Interest Earnings	FY17 Pro-Rata
101	\$ 144,676.65	114,792.94	\$ 237,649.75	88,066.63	\$ 181,855.99	76,983.85	\$ 151,771.69	83,069.53
102	\$ 239,246.78	257,642.41	\$ 327,152.91	195,499.11	\$ 189,435.09	186,347.20	\$ 115,236.91	172,310.17
103	\$ 276,328.92	219,808.68	\$ 315,190.80	172,578.73	\$ 215,128.95	144,221.17	\$ 181,871.92	158,719.28
104	\$ 234,723.61	197,746.94	\$ 316,776.78	148,816.55	\$ 169,434.76	129,508.60	\$ 130,861.16	133,551.74
105	\$ 259,534.70	153,641.85	\$ 385,236.29	120,672.12	\$ 272,905.82	104,138.69	\$ 230,238.28	120,325.73
106	\$ 244,475.11	87,183.09	\$ 305,553.05	66,406.24	\$ 192,159.86	58,241.41	\$ 151,740.55	63,747.41
1065**	\$ 50,133.26	85,872.87	\$ 18,540.71	48,450.22	\$ -	51,280.14	\$ -	37,079.76
1067**	\$ -	23,144.00	\$ -	-	\$ -	-	\$ -	-
107	\$ 211,329.79	79,510.93	\$ 317,456.62	74,527.80	\$ 223,048.01	61,249.23	\$ 193,300.89	73,351.66
108	\$ 98,463.75	37,218.23	\$ 139,347.84	31,286.33	\$ 93,714.29	27,388.17	\$ 82,189.52	29,130.31
109	\$ 538,184.13	237,246.32	\$ 708,196.75	179,398.95	\$ 389,000.00	157,054.59	\$ 331,438.56	161,142.64
204	\$ 798,827.24	476,503.37	\$ 1,057,109.56	363,896.77	\$ 703,167.16	321,265.01	\$ 570,510.55	354,103.75
2045	\$ 129,948.61	144,580.25	\$ 213,897.85	108,202.01	\$ 93,153.62	97,372.80	\$ 58,962.94	101,185.47
217	\$ 554,332.96	258,838.25	\$ 707,891.09	178,350.40	\$ 460,926.72	164,736.94	\$ 508,393.75	177,581.75
995**	\$ -	-	\$ -	-	\$ 3,133.88	717.68	\$ 2,539.08	824.86
999**	\$ -	-	\$ -	-	\$ 12,935.84	27,686.33	\$ 10,944.21	30,009.86
	\$ 3,780,205.51	2,373,730.12	\$ 5,050,000.00	1,776,151.85	\$ 3,200,000.00	1,608,191.81	\$ 2,720,000.00	1,696,133.92

*The FY21 pro-rata bill has been calculated on the revenues reported in each LTTO Member District's FY21 Annual Financial Report (AFR) less any Student Activity Funds, transfers, and bond proceeds

**For Member District's that do not have an AFR, the June 30, 2021 revenues posted in the Member District's year end report was used for the pro-rata calculation

APPENDIX D

Lyons Township Trustees of Schools
Pro-Rata Billing Fiscal Year Ending June 30, 2021

Year-to-Year Percentage Change in Pro-Rata Billing Comparative Information (FY2021 to FY2016)

District	FY21 Pro-Rata	Percent Change from FY20	FY20 Pro-Rata	Percent Change from FY19	FY19 Pro-Rata	Percent Change from FY18	FY18 Pro-Rata	Percent Change from FY17	FY17 Pro-Rata	Percent Change from FY16	FY16 Pro-Rata
101	114,792.94	30.35%	88,066.63	14.14%	77,156.52	0.22%	76,983.85	-7.33%	83,069.53	10.56%	75,138.61
102	257,642.41	31.79%	195,499.11	10.63%	176,709.87	-5.17%	186,347.20	8.15%	172,310.17	10.49%	155,944.46
103	219,808.68	27.37%	172,578.73	18.77%	145,305.95	0.75%	144,221.17	-9.13%	158,719.28	23.17%	128,860.47
104	197,746.94	32.88%	148,816.55	12.02%	132,853.75	2.58%	129,508.60	-3.03%	133,551.74	6.90%	124,937.09
105	153,641.85	27.32%	120,672.12	15.29%	104,668.24	0.51%	104,138.69	-13.45%	120,325.73	15.01%	104,621.82
106	87,183.09	31.29%	66,406.24	14.21%	58,143.28	-0.17%	58,241.41	-8.64%	63,747.41	12.08%	56,876.88
1065**	85,872.87	77.24%	48,450.22	4.74%	46,257.22	-9.80%	51,280.14	38.30%	37,079.76	34.96%	27,475.41
1067**	23,144.00	n/a	-	-100.00%	0.40	0.00%	-	0.00%	-	0.00%	-
107	79,510.93	6.69%	74,527.80	16.57%	63,934.91	4.38%	61,249.23	-16.50%	73,351.66	30.07%	56,394.51
108	37,218.23	18.96%	31,286.33	12.27%	27,866.98	1.75%	27,388.17	-5.98%	29,130.31	9.84%	26,519.61
109	237,246.32	32.25%	179,398.95	11.89%	160,335.30	2.09%	157,054.59	-2.54%	161,142.64	12.49%	143,252.17
204	476,503.37	30.94%	363,896.77	11.87%	325,270.92	1.25%	321,265.01	-9.27%	354,103.75	9.85%	322,352.21
2045	144,580.25	33.62%	108,202.01	5.73%	102,341.50	5.10%	97,372.80	-3.77%	101,185.47	12.78%	89,716.94
217	258,838.25	45.13%	178,350.40	3.03%	173,111.17	5.08%	164,736.94	-7.23%	177,581.75	15.34%	153,968.05
995**	-	0.00%	-	-100.00%	821.58	14.48%	717.68	-12.99%	824.86	-57.26%	1,930.00
999**	-	0.00%	-	-100.00%	30,995.96	11.95%	27,686.33	-7.74%	30,009.86	-23.98%	39,478.77
	2,373,730.12	33.64%	1,776,151.85	9.25%	1,625,773.56	1.09%	1,608,191.81	-5.18%	1,696,133.92	12.52%	1,507,467.00

*The FY21 pro-rata bill has been calculated on the revenues reported in each LTTO Member District's FY21 Annual Financial Report (AFR) less any Student Activity Funds, transfers, and bond proceeds.

**For Member District's that do not have an AFR, the June 30, 2021 revenues posted in the Member District's year end report was used for the pro-rata calculation.

Lyons Township Trustees of School
Pro-Rata Billing Fiscal Year Ending June 30, 2020
LTTO Member District Revenues and Percentage of Total Revenues Comparative Information (FY2020 to FY2016)

District	FY21 Revenues	% of Total Revenues	% Change in Revenues	FY21 Pro-Rata	FY20 Revenues	% of Total Revenues	FY20 Pro-Rata	FY19 Revenues	% of Total Revenues	FY19 Pro-Rata	FY18 Revenues	% of Total Revenues	FY18 Pro-Rata	FY17 Revenues	% of Total Revenues	FY17 Pro-Rata	FY16 Revenues	% of Total Revenues	FY16 Pro-Rata
101	\$ 20,289,888	4.84%	7.28%	\$ 114,793	\$ 19,992,533	4.77%	88,069.63	\$ 18,912,892	4.71%	76,509.97	\$ 18,472,246	4.79%	76,983.85	\$ 17,911,562	4.90%	83,069.53	\$ 17,660,873	4.98%	75,138.61
102	\$ 45,538,825	10.85%	4.96%	\$ 257,642	\$ 44,381,423	10.58%	195,499.11	\$ 43,385,876	10.80%	175,512.66	\$ 44,713,943	11.59%	186,347.20	\$ 37,153,749	10.16%	172,310.17	\$ 36,653,797	10.34%	155,944.46
103	\$ 38,851,636	9.26%	4.88%	\$ 219,809	\$ 39,178,130	9.34%	172,578.73	\$ 37,043,145	9.22%	149,853.86	\$ 34,605,817	8.97%	144,221.17	\$ 34,223,262	9.36%	158,719.28	\$ 30,287,871	8.55%	128,860.47
104	\$ 34,952,178	8.33%	7.16%	\$ 197,747	\$ 33,783,737	8.05%	148,816.55	\$ 32,617,702	8.12%	131,951.23	\$ 31,075,540	8.05%	129,508.60	\$ 28,796,601	7.87%	133,551.74	\$ 29,365,705	8.29%	124,937.09
105	\$ 27,156,512	6.47%	4.34%	\$ 153,642	\$ 27,394,500	6.53%	120,672.12	\$ 26,025,784	6.48%	105,284.37	\$ 24,988,041	6.48%	104,138.69	\$ 25,944,794	7.09%	120,325.73	\$ 24,590,723	6.94%	104,621.82
106	\$ 15,409,791	3.67%	8.40%	\$ 87,183	\$ 15,075,278	3.59%	66,406.24	\$ 14,215,695	3.54%	57,507.99	\$ 13,975,005	3.62%	58,241.41	\$ 13,745,302	3.76%	63,747.41	\$ 13,368,566	3.77%	56,876.88
1065**	\$ 15,178,206	3.62%	33.80%	\$ 85,873	\$ 10,998,975	2.62%	48,450.22	\$ 11,344,002	2.82%	45,890.88	\$ 12,304,651	3.19%	51,280.14	\$ 7,995,187	2.19%	37,079.76	\$ 6,457,927	1.82%	27,475.41
1067**	\$ 4,090,749	0.98%	n/a	\$ 23,144	\$ -	0.00%	-	\$ 99	0.00%	0.40	\$ -	0.00%	-	\$ -	0.00%	-	\$ -	0.00%	-
107	\$ 14,053,720	3.35%	-9.44%	\$ 79,511	\$ 16,919,001	4.03%	74,527.80	\$ 15,518,402	3.86%	62,777.94	\$ 14,696,730	3.81%	61,249.23	\$ 15,816,183	4.32%	73,351.66	\$ 13,255,187	3.74%	56,394.51
108	\$ 6,578,399	1.57%	-4.79%	\$ 37,218	\$ 7,102,496	1.69%	31,286.33	\$ 6,909,338	1.72%	27,950.95	\$ 6,571,782	1.70%	27,388.17	\$ 6,281,117	1.72%	29,130.31	\$ 6,233,273	1.76%	26,519.61
109	\$ 41,933,775	9.99%	4.96%	\$ 237,246	\$ 40,726,430	9.71%	179,398.95	\$ 39,951,822	9.94%	161,620.59	\$ 37,685,192	9.77%	157,054.59	\$ 34,745,791	9.50%	161,142.64	\$ 33,670,553	9.50%	143,252.17
204	\$ 84,222,951	20.07%	4.85%	\$ 476,503	\$ 82,610,384	19.69%	363,896.77	\$ 80,323,868	19.99%	324,941.14	\$ 77,087,421	19.98%	321,265.01	\$ 76,352,321	20.88%	354,103.75	\$ 75,766,928	21.38%	322,352.21
2045	\$ 25,554,856	6.09%	3.61%	\$ 144,580	\$ 24,563,587	5.85%	108,202.01	\$ 24,663,871	6.14%	99,774.91	\$ 23,364,568	6.05%	97,372.80	\$ 21,817,745	5.97%	101,185.47	\$ 21,087,421	5.95%	89,716.94
217	\$ 45,750,192	10.90%	5.98%	\$ 258,838	\$ 40,488,392	9.65%	178,350.40	\$ 43,167,959	10.74%	174,631.11	\$ 39,528,569	10.24%	164,736.94	\$ 38,290,414	10.47%	177,581.75	\$ 36,189,255	10.21%	153,968.05
995**	\$ -	0.00%	0.00%	\$ -	\$ -	0.00%	-	\$ 201,482	0.05%	815.07	\$ 172,206	0.04%	717.68	\$ 177,858	0.05%	824.86	\$ 453,635	0.13%	1,930.00
999**	\$ -	0.00%	0.00%	\$ -	\$ -	0.00%	-	\$ 7,601,370	1.89%	30,750.48	\$ 6,643,325	1.72%	27,686.33	\$ 6,470,767	1.77%	30,009.86	\$ 9,279,245	2.62%	39,478.77
	\$ 419,561,678	100.00%	4.05%	\$ 2,373,730	\$ 403,214,866	96.10%	1,776,151.85	\$ 401,883,307	100.00%	1,625,773.56	\$ 385,885,036	100.00%	1,608,191.81	\$ 365,722,653	100.00%	1,696,133.92	\$ 354,320,959	100.00%	1,507,467.00

*The FY20 pro-rata bill has been calculated on the revenues reported in each LTTO Member District's FY21 Annual Financial Report (AFR) less any Student Activity Funds, transfers, and bond proceeds.

**For Member District's that do not have an AFR, the June 30, 2020 revenues posted in the Member District's year end report was used for the pro-rata calculation.

APPENDIX F

Lyons Township Trustees of Schools
 Pro-Rata Billing Fiscal Year Ending June 30, 2021
 Ten Year Pro-Rata Billing Comparative Information (FY2021 to FY2012)

District	FY21 Pro-Rata	FY20 Pro-Rata	FY19 Pro-Rata	FY18 Pro-Rata	FY17 Pro-Rata	FY16 Pro-Rata	FY15 Pro-Rata	FY14 Pro-Rata	FY13 Pro-Rata	FY12 Pro-Rata
101	114,792.94	88,066.63	76,509.97	76,983.85	83,069.53	75,138.61	90,413.82	56,844.13	54,584.06	59,073.15
102	257,642.41	195,499.11	175,512.66	186,347.20	172,310.17	155,944.46	186,585.37	127,848.61	119,810.29	134,454.84
103	219,808.68	172,578.73	149,853.86	144,221.17	158,719.28	128,860.47	167,775.62	105,566.56	101,501.17	106,911.53
104	197,746.94	148,816.55	131,951.23	129,508.60	133,551.74	124,937.09	121,144.21	87,118.40	84,908.54	78,643.40
105	153,641.85	120,672.12	105,284.37	104,138.69	120,325.73	104,621.82	135,423.04	82,414.72	79,415.80	89,757.36
106	87,183.09	66,406.24	57,507.99	58,241.41	63,747.41	56,876.88	69,124.03	45,838.13	44,628.48	46,992.75
1065**	85,872.87	48,450.22	45,890.88	51,280.14	37,079.76	27,475.41	28,898.52	16,389.82	19,453.44	23,435.97
1067**	23,144.00	-	0.40	-	-	-	9.24	123.57	915.46	1,328.84
107	79,510.93	74,527.80	62,777.94	61,249.23	73,351.66	56,394.51	69,493.82	45,461.29	48,748.03	44,455.87
108	37,218.23	31,286.33	27,950.95	27,388.17	29,130.31	26,519.61	30,898.62	18,956.87	18,423.55	19,449.44
109	237,246.32	179,398.95	161,620.59	157,054.59	161,142.64	143,252.17	170,410.43	110,704.06	108,824.82	114,884.60
204	476,503.37	363,896.77	324,941.14	321,265.01	354,103.75	322,352.21	395,094.69	252,053.43	250,033.89	257,795.71
2045	144,580.25	108,202.01	99,774.91	97,372.80	101,185.47	89,716.94	111,823.64	68,115.24	70,261.24	81,059.48
217	258,838.25	178,350.40	174,631.11	164,736.94	177,581.75	153,968.05	188,354.75	117,599.70	114,775.28	120,924.79
995**	-	-	815.07	717.68	824.86	1,930.00	2,247.94	1,586.88	1,602.05	-
999**	-	-	30,750.48	27,686.33	30,009.86	39,478.77	46,314.91	26,662.23	26,433.79	28,872.15
	2,373,730.12	1,776,151.85	1,625,773.56	1,608,191.81	1,696,133.92	1,507,467.00	1,814,012.66	1,163,283.65	1,144,319.88	1,208,039.88

*The FY21 pro-rata bill has been calculated on the revenues reported in each LTTO Member District's FY21 Annual Financial Report (AFR) less any Student Activity Funds, transfers, and bond proceeds.

**For Member District's that do not have an AFR, the June 30, 2021 revenues posted in the Member District's year end report was used for the pro-rata calculation.

Closed Session

Motion to suspend the Board Meeting for the purpose of entering Closed Session.

- ***Illinois Open Meetings Act, (5 ILCS 120/2 (c)(11)***, “Litigation, when an action against, affecting or on behalf of the particular public body has been filed and is pending before a court or administrative tribunal, or when the public body finds that an action is probable or imminent, in which case the basis for the finding shall be recorded and entered into the minutes of the closed meeting.”

Motion to reconvene the
Board Meeting
of the
Board of Trustees

Time: _____

Action as a Result of Closed Session

Adjournment