



SUMMARY

1. Qualified Supervision
2. Qualified Instructors
3. Physical Fitness
4. Safe Area
5. Equipment
6. Planning
7. Environmental Conditions
8. Discipline






Climb On Safely is the Boy Scouts of America's recommended procedure for organizing BSA climbing/rappelling activities at a natural site or a specifically designed facility such as a climbing wall or tower.

Young people today seek greater challenges, and climbing and rappelling offer a worthy challenge. The satisfaction of safely climbing a rock face is hard to top. While introduction of the Climbing merit badge in spring 1997 spurred interest in these activities through the BSA, the proliferation of climbing gyms and facilities has also made climbing and rappelling readily available throughout the United States.

This increased interest has made the BSA more aware of the inherent risks of climbing and rappelling. More accidents occur during unit rappelling than during council-managed climbing or rappelling, and more accidents have occurred during rappelling than climbing. Many climbing rappelling accidents could be avoided by having qualified instruction from a conscientious adult who has the attention and respect of the youth entrusted to his or her care. Supervision by a caring adult who fully understands and appreciates the responsibility he or she assumes helps assure safety when youth engage in or prepare for climbing or rappelling.

The adult supervisor's relationship with youth should reinforce the importance of following instructions. The adult leader in charge and the climbing instructor share this responsibility. The instructor is responsible for all procedures and for safely conducting the climbing/rappelling activity. The adult supervisor works cooperatively with the climbing instructor and is responsible for all matters outside of the climbing/rappelling activity.



***Mountaineering: The Freedom of the Hills*, sixth or seventh edition, edited by Don Graydon and Kurt Hanson, is a recommended reference for specific questions not covered in BSA literature.**

Units that elect to participate in lead climbing and snow and ice climbing should receive training from a nationally recognized organization that trains climbing and rappelling instructors. All council and district climbing must be top-roped.

***Passport to High Adventure*, No. 4310, published by the BSA, is an appropriate guidebook to safely get your unit to and from the climbing/rappelling site.**

Cub Scouts and Webelos Scouts are encouraged to engage in climbing in a controlled environment with close supervision by instructors who are knowledgeable about instructing this age group. Webelos Scouts also may participate in rappelling. Normally this means going to a climbing gym where the degree of difficulty is age-appropriate and the harnesses are size-appropriate for Cub Scouts. It is not recommended that Cub Scouts use climbing towers and walls in camp that have been designed for Boy Scout use. See the age-appropriate information on the [BSA Web site](#).


Each of the following points plays an important role in the overall Climb On Safely. Fun and safe climbing/rappelling activities require close compliance of Climb On Safely by the adult supervisor and instructor. These points also apply to bouldering—traversing a few feet above ground level.



1. Qualified Supervision

All climbing and rappelling must be supervised by a mature, conscientious adult at least 21 years of age who understands the risks inherent to these activities. This person knowingly accepts responsibility for the well-being and safety of the youth in his or her care. This adult supervisor is trained in and committed to compliance with the eight points of the Boy Scouts of America's Climb On Safely procedure. One additional adult who is at least 18 years of age must also accompany the unit. Units with more than 10 youths in the same climbing/rappelling session must have an additional adult leader at least 18 years of age for each 10 additional youth participants. In other words, a group of 11 to 20 youths requires at least three adult leaders; a group of 21 to 30 youths would require four adult leaders, and so on.

The adult supervisor is responsible for ensuring that someone in the group is currently trained in American Red Cross Standard First Aid and CPR (a 6 1/2-hour course). In addition, Wilderness First Aid Basic (a 16-hour course) is recommended for units going to remote areas. A course of equivalent length and content from another nationally recognized organization can be substituted. A higher level of certification such as emergency medical technician (EMT), licensed practical nurse (LPN), registered nurse (RN), and licensed health-care practitioner is also acceptable. The ARC's Emergency Response, a 43 1/2-hour course that includes CPR, is highly recommended.



2. Qualified Instructors

A qualified rock climbing instructor who is at least 21 years of age must supervise all BSA climbing/rappelling activities. A currently trained BSA climbing director or instructor is highly recommended. Contact your local council or regional service center to locate a qualified individual. The climbing instructor has successfully completed a minimum of 10 hours of instructor training for climbing/rappelling from a nationally or regionally recognized organization, a climbing school, a college-level climbing/rappelling course.

The BSA offers a section of National Camping School for climbing directors who in turn can train climbing instructors. Contact your local council or regional service center for a schedule of National Camping Schools. Every instructor must have prior experiences in teaching climbing/rappelling to youth and must agree to adhere to Climb On Safely and the guidelines set in *Topping Out*.


A capable instructor has experience in teaching climbing and rappelling to youth, acknowledges personal limitations, and exercises good judgment in a variety of circumstances. The person who just spent four days of free-solo climbing on a sheer rock face may have technical skills but may lack teaching ability or the ability to empathize with youth who may be apprehensive about climbing.

Examples of sources of qualified climbing and rappelling instructors include, but are not limited to, the following:

BSA climbing directors or instructors
Wilderness Education Association
Recreational Equipment Inc.
Eastern Mountain Sports

National Outdoor Leadership School
American Mountain Guides Association
The Mountaineers
National Speleological Society chapters

Leaders and instructors should also consult current literature on climbing and rappelling for additional guidance. *Topping Out: A BSA Climbing/Rappelling Manual*, No. 3207A, is the most authoritative guide currently available from the Boy Scouts of America.




3. Physical Fitness

Require evidence of fitness for the climbing/rappelling activity with at least a current BSA Personal Health and Medical Record—Class 1, No. 34414. A fitness regimen is recommended prior to participation in climbing/rappelling. The adult supervisor should adapt all supervision, discipline, and precautions to anticipate any potential risks associated with individual health conditions.

If a significant health condition is present, an examination by a licensed health-care practitioner should be required by the adult supervisor before permitting participation in climbing or rappelling. The adult supervisor should inform the climbing instructor about each participant's medical conditions.

4. Safe Area

All BSA climbing/rappelling activities must be conducted using an established climbing/rappelling site or facility, including a portable or commercial facility. A qualified climbing instructor should survey the site in advance of the activity to identify and evaluate possible hazards and to determine whether the site is suitable for the age, maturity, and skill level of the participants. The instructor should also verify that the site is sufficient to safely and comfortably accommodate the number of participants in the activity within the available time. An emergency evacuation route must be identified in advance.



5. Equipment


The climbing instructor should verify that the proper equipment is available for the size and ability level of participants. Helmets, rope, and climbing hardware must be approved by the UIAA (Union Internationale des Associations d' Alpinisme) or CE (European Community Norm), or meet ASTM (American Society for Testing and Materials) standards. All equipment must be acquired new or furnished by the instructor.

An approved climbing helmet must be worn during all BSA climbing/rappelling activities where the participant's feet are more than shoulder height above ground level. When using a commercial climbing gym, the climbing facility's equipment procedures apply.

6. Planning

When planning, remember the following:

- Obtain written parental consent to participate in climbing/rappelling activities for each participant.
- In the event of severe weather or other problem, share the climbing/rappelling plan and an alternate with parents and the unit committee.
- Secure the necessary permits or written permission for using private or public lands.
- Enlist the help of a qualified climbing instructor.
- Be sure the instructor has a map for the area being used and obtains a current weather report for the area before the group's departure.
- It is suggested that at least one of the adult leaders has an electronic means of communication in case of an emergency.
- Before any activity, an adult leader should develop and share an emergency plan that includes the location of a nearby medical facility and the means of communicating with parents during the outing.



7. Environmental Conditions

The instructor, each adult leader, and each participant assume responsibility for monitoring potentially dangerous environmental conditions that may include loose, crumbly rock; poisonous plants; wildlife; and inclement weather. Use the buddy system to monitor concerns such as dehydration, hypothermia, and an unusually high degree of fear or apprehension. The adult supervisor is responsible for ensuring that the group leaves no trace of its presence at the site. See the [Principles of Leave No Trace](#), No. 21-105.

8. Discipline

Each participant knows, understands, and respects the rules and procedures for safely climbing and rappelling and has been oriented in Climb On Safely and Leave No Trace. All BSA members should respect and follow all instructions and rules of the climbing instructor. The applicable rules should be presented and learned prior to the outing and should be reviewed for all participants before climbing or rappelling begins. When participants know the reasons for rules and procedures, they are more likely to follow them. The climbing instructor must be strict and fair, showing no favoritism.





SUMMARY

1. Qualified Supervision
2. Qualified Instructors
3. Physical Fitness
4. Safe Area
5. Equipment
6. Planning
7. Environmental Conditions
8. Discipline

