

Paramount Academy

1st Grade Packet

Week of 4/13/20-4/17/20 (Due 4/22/20)

Please reach out with any questions you may have:

Mrs. McCormick (jmccormick@paramountacademy.com) and Mrs. Collins (ecollins@paramountacademy.com) are available via e-mail during the hours of 9am-1pm Monday-Friday. *These hours/days are subject to change.****

Teachers will reply within one business day.

Both teachers will also be available through Microsoft Teams daily. This will allow use of a chat feature for questions as well. First Grade teachers will hold Microsoft Teams meetings daily from 9:30am-10:30am. These should be helpful for students to understand new concepts for the week.

Instructions for weekly packet completion:

Spelling

Spelling List 22- *Continuing this week, the students will only be required to write the list words #1-12 one time each. Weekly spelling tests will not be administered. An at-home spelling test is optional, but not required.

Phonics

Homework 121-Combination wh- The keyword picture: **whale** helps students remember the new sound of combination wh. Please have him/her read the paragraphs and answer questions #1-#4. Then have him/her read the high-frequency words.

Homework 122- Vowel a- The keyword picture: **wallet** helps students remember the short o sound that a can make when it appears before l or after qu or w; it is then coded with two dots (ă). Your child also should recognize the sight word "father." Please have him/her use words from the box to write as many complete sentences about the picture as possible. Then have him/her read the high-frequency words.

****BINGO-Activity Sheet 123-** This is for use within our live session. If you are not able to log-in to Microsoft Teams, students will not be required to submit anything for this sheet. ***Optional page to be used with their teacher during a live meeting.**

Homework 123- Digraph ei- The keyword picture: **receipt** helps students understand that ei can say the *long e* sound and **veil** helps students understand digraph ei can also say the *long a* sound. Please have him/her read the paragraphs and answer questions #1-#4. Then have him/her read the high-frequency words.

Homework 124- Digraph ew- The keyword picture: **cashew** helps students remember the new sound. Your child also should recognize the sight word "through." Please have him/her use words from the box to write as many complete sentences about the picture as possible. Then have him/her read the high-frequency words.

Decodable 46- 'Ms. Keith's New Hat'- To keep up with the students' reading fluency and comprehension, please have your child code and read their story. Please ask the comprehension questions found at the end of the text. This is a great way for your child to practice just-learned sounds and their reading abilities. This is for practice only.

Assessment 24- For the reading passage and comprehension questions in Section VI please have your child attempt to independently read the passage and answer the questions.

Math

Homework 121B- Please read directions for your child. If students lack supplies for worksheet completion, have them mark 'gr' for green and 'o' for orange.

Fact Homework 121B- Have students complete these subtraction facts.

Homework 122B- Please read directions for your child. Number 3 asks about fractional parts of a whole. Have students follow the directions first, then fill in the blank to answer how many beads are blue.

Homework 123B- Please read directions for your child.

Fact Homework 123B- Have your child look for 'differences of 1' facts and answer all review subtraction facts.

Homework 124B- Please read directions for your child. Number 5 asks students to draw a three-sided polygon. **A polygon is a shape that always has straight sides and no openings.**

Science

The Planets in Our Solar System- Please read these facts with your child and save this sheet for future reference.

Reading Comprehension- The Sun; Page 60- Please have your child read The Sun and then write the words to finish the sentences.

Reading Comprehension- The Moon; Page 83- Have your child read the letter about The Moon and then circle yes or no to answer questions #1-4.

Language Arts

Space Questions- Page 340- Please have your child use the question word in the box to complete each sentence.

On the Moon- Page 341- Please have your child circle the sentences that tell about the picture. (One sentence does not agree with the picture.) Have your child then write one sentence per line.

Social Studies

Recycle It!- Page 397- Have your child find 10 differences between the two pictures and answer the question at the bottom of the page.

1st yr
Spelling

Name _____

Spelling Words

- | | |
|----------------|-----------|
| 1. old | 1. _____ |
| 2. find | 2. _____ |
| 3. taking | 3. _____ |
| 4. fault | 4. _____ |
| 5. saw | 5. _____ |
| 6. plastic | 6. _____ |
| 7. now | 7. _____ |
| 8. shouted | 8. _____ |
| 9. joining | 9. _____ |
| 10. starvation | 10. _____ |
| 11. word* | 11. _____ |
| 12. four* | 12. _____ |

Note: The words followed by an asterisk are sight words and need to be memorized.

1st gr.
Phonics

Rod and Zack were playing a game when they heard a really loud noise. They jumped up, eager to see what the noise was. Rod and Zack ran out the door without their coats on a day when they would need them. They looked in every direction, but did not see anything. Perhaps it was a space ship. Their eyes blurred as they looked for space men.

Rod and Zack then thought that it must have been a problem at the gas plant. That could make a noise that loud. They rushed home feeling really chilly. They could tell their story to friends as soon as they got home.

1. What did Rod and Zack forget at home? _____
 2. At first, what did Rod and Zack think made the loud noise?
 - fireworks exploding
 - a spaceship
 - the gas plant
 3. What else might have made the loud noise?
 - a car backfiring
 - a spaceship
 - the gas plant
 4. What could Rod and Zack do when they got home?
-

High Frequency Word Box

when

why

which

change


white

tough

Dear Parent/Guardian:

Today your child learned the following for combination **wh**: name, sound, written form, and keyword (whale). Please have him/her read the paragraphs and answer questions #1-#4. Then have him/her read the high-frequency words. Please return the paper to school.

1st gr.
Phonics



saving

making

watching

sleeping

boy

girl

sandwich

cat

fish

baby

Handwriting practice lines consisting of four sets of three horizontal lines each (top solid, middle dashed, bottom solid).

High Frequency Word Box

father

call

all

water

also

small

Dear Parent/Guardian:

Today your child learned the following for the vowel **a**: /*ǝ*/ sound and keyword (wallet). Your child learned that **a** makes the /*ǝ*/ sound when it appears before **l** or after **qu** or **w**; it is then coded with two dots (*ä*). Your child also learned the sight word "father." Please have him/her use words from the box to write as many complete sentences about the picture as possible. Then have him/her read the high-frequency words. Please return the paper to school.

Name _____

hut

pat

mat

sat

tap

hot

sit

pot

tam

top

mad

pad

met

mop

rot

ham

1st gr
Phonics

Dad sat by the fireplace last night and watched some good shows on T.V. First was "The French Cook." This cook had perfect cooking skills. She made a lemon cake using eggs, flour, and other things. The cake looked very pretty when she was finished.

Then Dad saw a show with a weird cowboy who drove a beige car rather than ride a horse. During the show, the cowboy hunted for some men who had seized the saddles and reins right off some beige horses. He looked like a real cowboy until he crawled into that car to chase after those men. I thought it was rather weird, but Dad says he enjoyed both that show and the one with the cook.

1. What did Dad watch on T.V. last night?

2. What did the cook put in the lemon cake?

- eggs and flour
 eggs and chips
 flour and water

3. What did the cowboy drive?

- a saddle
 a car
 eggs

4. What had the men seized?

High Frequency Word Box

always

often

wash

very

fall

father

Dear Parent/Guardian:

Today your child learned the following for digraph **ei**: name, sounds, written form, and keywords (receipt, veil). Your child learned to code **ei** by simply underlining it (ei) or by underlining it, crossing out the *i*, and placing a macron over the *e* (e). Please have him/her read the paragraphs and answer questions #1-#4. Then have him/her read the high-frequency words. Please return the paper to school.

1st gr
Phonics



stew

hungry

wood

bear

cabin

man

fire

beehive

boiling

watching

burning

chopping

Handwriting practice lines consisting of three sets of solid top and bottom lines with a dashed middle line.

High Frequency Word Box

through

seven

knew

danger

new

where

Dear Parent/Guardian:

Today your child learned the following for digraph **ew**: name, sound, written form, and keyword (cashew). Your child also learned the sight word "through." Please have him/her use words from the box to write as many complete sentences about the picture as possible. Then have him/her read the high-frequency words. Please return the paper to school.

1st gr
Decade

Ms. Keith's New Hat



written by Lucy Floyd
illustrated by Yvette Banek

SAXON



One day, Ms. Keith said,
"My hat is always the same.
My life is always the same.
It's time for a change."


1



Ms. Keith went to Mr. Newt's Hat Shop.

"I need a new hat," she said.
"Try this one," said Mr. Newt.

2



"Great!" said Ms. Keith.
"I'll have tea at the Ritz! I'll have a new life!"

"I knew you'd like its veil," said Mr. Newt.

"I'll try a few more," said Ms. Keith.


3

1st gr.
decade



"I'll go to sea in this hat!" she said. "I'll have a crew!"

"It's so you!" said Mr. Newt.



"With this hat I'll grow apples! I'll also sell them!" she said.

Mr. Newt said, "Will that be it?"


"Not yet," said Ms. Keith.



"I'll be a cook in this hat. I'll make stews," she said.

"Can I call it a sale?" said Mr. Newt.


"Wait," said Ms. Keith.



"This is the hat for me! I knew it!" she said.

"That's good news," Mr. Newt whimpered. "We went through a few hats."

1st gr.
decade



“Wait!” yelled Mr. Newt.
“You bought your own hat!”
“I knew that!” said Ms. Keith.
“I like my hat. I like my life after
all. I don’t need a new one!”

The End

Understanding the Story

Questions are to be read aloud by a teacher or parent.

1. Where does Ms. Keith go?
2. Why does she want a new hat?
3. Which hat at the shop do you like best, and why?
4. What hat does Ms. Keith finally choose?

ANSWERS: 1. To Mr. Newt's Hat Shop. 2. Possible answer: Because she thinks a new hat will make her have a new life. 3. Answers will vary. 4. Her own hat.

Saxon Publishers, Inc.
 Editorial: Barbara Place, Julie Webster, Gray Allman, Elisha Mayer
 Production: Angela Johnson, Carrie Brown, Cristl Henderson
 Brown Publishing Network, Inc.
 Editorial: Marie Brown, Gula Clifford, Maryann Dobeck
 Art/Design: Tinsimney Goodell, Camille Venti, Joan Astoinen
 Production: Joseph Hindley
 © Saxon Publishers, Inc., and Lorna Simmons
 All rights reserved. No part of the material protected by this copyright may be reproduced or utilized in any form or by any means, in whole or in part, without permission in writing from the copyright owner. Requests for permission should be mailed to: Copyright Permissions, Harcourt Achieve Inc., P.O. Box 27010, Austin, Texas 78755.
 Published by Harcourt Achieve Inc.
 Saxon is a trademark of Harcourt Achieve Inc.
 Printed in China
 ISBN-10: 1-59141-008-8
 ISBN-13: 978-1-59141-008-9
 26 27 28 29 30 31 0940 20 19 18 17 16 15
 4500567795

1st yr
Phonics

Section V

- 18. **ie** _____
- 19. **dge** _____
- 20. **tch** _____

Section VI

A long time ago, people had no cars. They had to ride a horse or ride in a wagon. The wagons were big and could hold many people. Fabric was put on the top to keep sun and rain from being a problem. When they had to travel a long way, the wagons lined up on the roads. The people felt better traveling together. At night they formed a circle with the wagons, and the people stayed in the center of the circle.

- 21. How did people travel a long time ago?
 - trains
 - wagons
 - swimming
- 22. What was on top of the wagon? _____
- 23. What did the people do at night with their wagons?
 - cleaned them
 - formed a line
 - formed a circle

14 gr math

Homework 121B

Name _____

Saxon Math 1 (for use with Lesson 121)

1. Write the number that is 10 more than each number.

5, _____

24, _____

73, _____

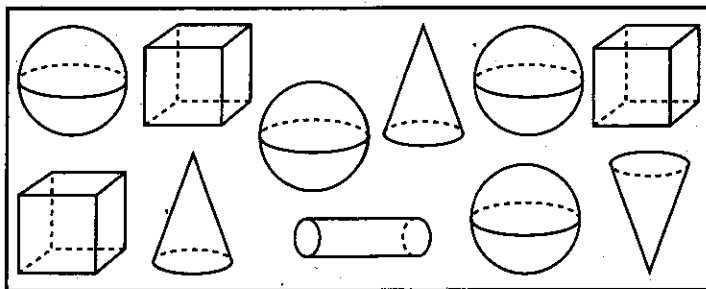
2. Dana had 6 markers and 2 pencils. She gave her brother Josh 3 markers. Draw a picture and write a number sentence to show how many markers she has now.



Number sentence _____

How many markers does Dana have now? _____ markers

3. Color the cubes green.
Color the cylinders orange.



4. Color the graph to show how many cubes and cylinders you colored.

Cubes							
Cylinders							

How many more cubes than cylinders did you color? _____

5. Color the pennies brown. How much money is this? _____



6. Find the answers.

$4 + 3 + 6 = \underline{\hspace{2cm}}$

$2 + 1 + 8 = \underline{\hspace{2cm}}$

1st gr
math

Name _____

Fact Homework 121B

Saxon Math 1 (for use with Lesson 121)

Set 19a: Subtracting a Number From 10; Review Subtraction Facts

$$\begin{array}{r} 10 \\ - 3 \\ \hline \end{array}$$

$$\begin{array}{r} 4 \\ - 2 \\ \hline \end{array}$$

$$\begin{array}{r} 10 \\ - 9 \\ \hline \end{array}$$

$$\begin{array}{r} 2 \\ - 0 \\ \hline \end{array}$$

$$\begin{array}{r} 10 \\ - 6 \\ \hline \end{array}$$

$$\begin{array}{r} 9 \\ - 2 \\ \hline \end{array}$$

$$\begin{array}{r} 10 \\ - 5 \\ \hline \end{array}$$

$$\begin{array}{r} 5 \\ - 2 \\ \hline \end{array}$$

$$\begin{array}{r} 6 \\ - 2 \\ \hline \end{array}$$

$$\begin{array}{r} 10 \\ - 1 \\ \hline \end{array}$$

$$\begin{array}{r} 10 \\ - 7 \\ \hline \end{array}$$

$$\begin{array}{r} 6 \\ - 6 \\ \hline \end{array}$$

$$\begin{array}{r} 10 \\ - 4 \\ \hline \end{array}$$

$$\begin{array}{r} 9 \\ - 0 \\ \hline \end{array}$$

$$\begin{array}{r} 8 \\ - 2 \\ \hline \end{array}$$

$$\begin{array}{r} 10 \\ - 8 \\ \hline \end{array}$$

$$\begin{array}{r} 3 \\ - 1 \\ \hline \end{array}$$

$$\begin{array}{r} 10 \\ - 2 \\ \hline \end{array}$$

$$\begin{array}{r} 7 \\ - 1 \\ \hline \end{array}$$

$$\begin{array}{r} 11 \\ - 2 \\ \hline \end{array}$$

This page may not be reproduced without permission of Harcourt Achieve Inc.

Ask someone at home to correct your paper.


Corrected by _____

1st gr. math


Name _____

Saxon Math 1 (for use with Lesson 122)

1. Circle the one that is different.



2. Neil had 4 dimes and 3 pennies. His brother gave him 3 more dimes. Draw the coins. Color the pennies brown.

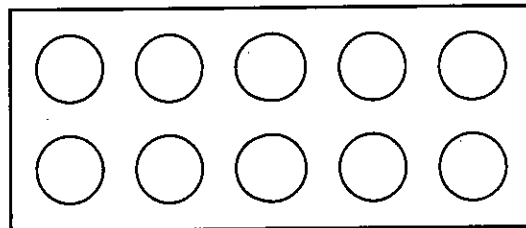


How many dimes does Neil have now? _____ dimes

How many pennies does Neil have now? _____ pennies

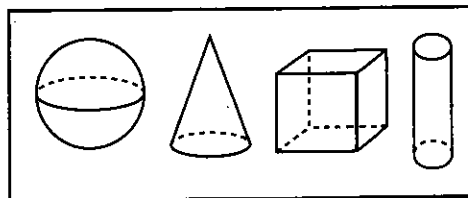
How much money does he have altogether? _____

3. These are beads. Color the beads to show that 3 out of 10 are yellow, 2 out of 10 are red, and 1 out of 10 is green. All the rest of the beads are blue.



_____ out of 10 beads are blue.

4. Color the cube yellow. Color the cone red.



5. Find the answers.

$89 + 10 = \underline{\hspace{2cm}}$

$83 + 10 = \underline{\hspace{2cm}}$

$24 + 10 = \underline{\hspace{2cm}}$

$2 + 7 + 5 = \underline{\hspace{2cm}}$

$6 + 7 + 1 = \underline{\hspace{2cm}}$

This page may not be reproduced without permission of Harcourt Achieve Inc.

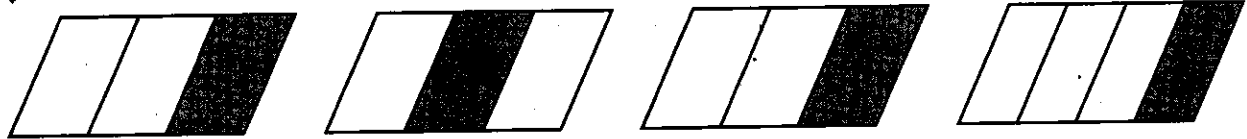
1st gr. math

Homework 123B

Name _____

Saxon Math 1 (for use with Lesson 123)

1. Circle the two that are exactly the same.



2. While he was away, Billy wrote five letters to his parents, one letter to his Aunt Debby, and three letters to his sister Shannon. Draw a picture and write a number sentence to show the letters Billy wrote.

Number sentence _____

How many letters did Billy write? _____ letters

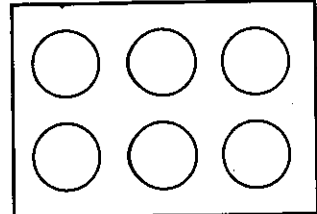
3. The children in Ms. Daddio's class made this graph about their favorite fruit.

Orange										
Apple										

Write one thing you know about the children in Ms. Daddio's class.

4. Color 2 circles yellow.
Color 4 circles blue.

_____ out of _____ circles are yellow.



5. Find the answers.

89 - 10 = _____

19 + 10 = _____

24 - 10 = _____

This page may not be reproduced without permission of Harcourt Achieve Inc.

1st gr
math

Fact Homework 123B

Name _____

Saxon Math 1 (for use with Lesson 123)

Set 19: Differences of 1; Review Subtraction Facts

$$\begin{array}{r} 6 \\ - 2 \\ \hline \end{array}$$

$$\begin{array}{r} 7 \\ - 6 \\ \hline \end{array}$$

$$\begin{array}{r} 9 \\ - 2 \\ \hline \end{array}$$

$$\begin{array}{r} 2 \\ - 0 \\ \hline \end{array}$$

$$\begin{array}{r} 10 \\ - 9 \\ \hline \end{array}$$

$$\begin{array}{r} 5 \\ - 2 \\ \hline \end{array}$$

$$\begin{array}{r} 10 \\ - 3 \\ \hline \end{array}$$

$$\begin{array}{r} 3 \\ - 2 \\ \hline \end{array}$$

$$\begin{array}{r} 8 \\ - 1 \\ \hline \end{array}$$

$$\begin{array}{r} 5 \\ - 4 \\ \hline \end{array}$$

$$\begin{array}{r} 10 \\ - 6 \\ \hline \end{array}$$

$$\begin{array}{r} 6 \\ - 5 \\ \hline \end{array}$$

$$\begin{array}{r} 11 \\ - 2 \\ \hline \end{array}$$

$$\begin{array}{r} 8 \\ - 7 \\ \hline \end{array}$$

$$\begin{array}{r} 10 \\ - 5 \\ \hline \end{array}$$

$$\begin{array}{r} 9 \\ - 8 \\ \hline \end{array}$$

$$\begin{array}{r} 10 \\ - 1 \\ \hline \end{array}$$

$$\begin{array}{r} 8 \\ - 2 \\ \hline \end{array}$$

$$\begin{array}{r} 4 \\ - 3 \\ \hline \end{array}$$

$$\begin{array}{r} 10 \\ - 4 \\ \hline \end{array}$$

This page may not be reproduced without permission of Harcourt Achieve Inc.

Ask someone at home to correct your paper.

Corrected by _____

1st gr.
math

Name _____

Saxon Math 1 (for use with Lesson 124)

1. Fill in the missing numbers.

					66				
			74						


2. Christopher counted the candies. He had 3 groups of 10 candies and 7 extra pieces. Draw a picture to show the 3 groups of 10 candies and the 7 extra pieces.

How many candies did Christopher count? _____ candies

3. Write a some, some more story problem using the numbers 3 and 4.

Write a number sentence for your story. _____

4. Color the penny brown. How much money is this? _____




5. Draw a three-sided polygon in the box.

6. Find the answers.


$62 - 10 =$ _____ $17 + 10 =$ _____ $9 + 6 + 1 =$ _____

The Planets in Our Solar System





MERCURY is closest to the Sun and is a very hot planet.

VENUS is the brightest planet and can be seen best in the early morning or evening.




EARTH is the only planet with water on the surface and air that humans can breathe.

MARS has a reddish color. Viking satellites landed on the surface and tested the dirt and rocks.

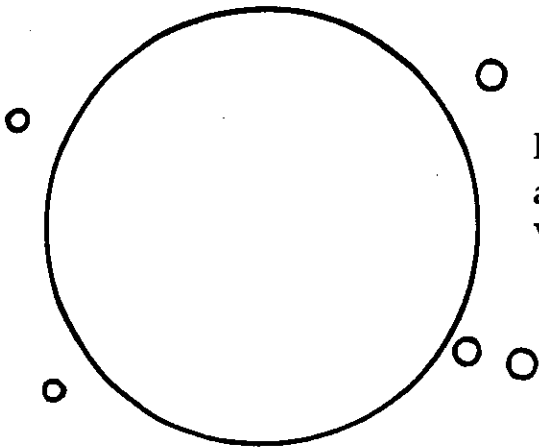
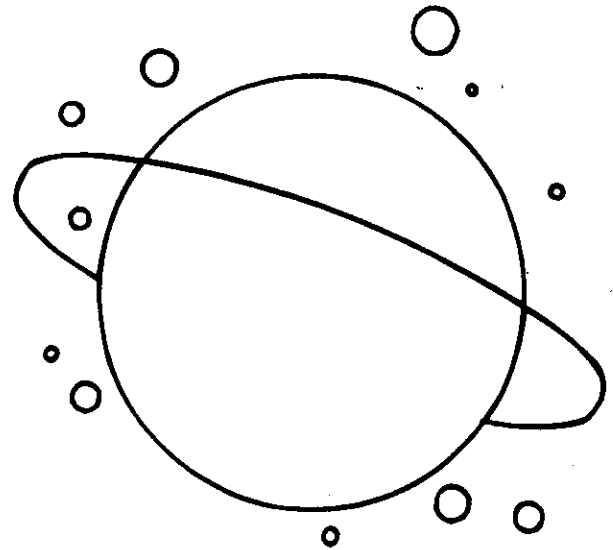


JUPITER is a very large planet with brown and yellow bands and a giant red spot. It has 16 moons!




SATURN has many rings in orbit around it. They are made up of small brightly colored rocks. It also has 18 moons orbiting around it.

URANUS has small rings around it and more than 10 moons. It is a blue color.



NEPTUNE has five small moons and is so far away that it took Voyager 12 years to get there!

PLUTO is so far away that it takes it 248 years to orbit the sun. Earth takes only one year.




Classification: Dwarf Planet

The Sun

The sun is a big star.
Earth is closer to the sun than
to other stars. Because it is
close, the sun gives us light.
It keeps us warm.

The light and warmth of
the sun also help plants to
grow. It is fun to fish on a
sunny day.



Directions: Write the words to finish the sentences.

1. The _____
is a big star.

2. Because the sun is close, it

us light.

3. The light of the sun also keeps
us

4. Draw a sun in the picture.
Color it yellow.

The Moon

Dear Chung,

Do you ever look at the moon at night? We learned about the moon at school today. It travels around Earth. It gets its light from the sun. Astronauts have gone to the moon in a spaceship. They have walked on the moon. They even brought back moon rocks to study. Would you like to walk on the moon some day? I would!



Your friend,

Tio

Directions: Circle **Yes** or **No** to answer each question.

1. Have astronauts really walked on the moon?

Yes

No

2. Did astronauts fly to the moon in a spaceship?

Yes

No

3. Can you drive a car to the moon?

Yes

No

4. Does this picture show a real walk on the moon?

Yes

No




Name _____

Space Questions

Questions often begin with these words.

- Who
- What
- When
- Where
- Why




Complete each sentence with the correct word from the box.

1. _____ can become an astronaut?
2. _____ do people want to be astronauts?
3. _____ is the space shuttle kept?
4. _____ will there be a shuttle launch?
5. _____ do astronauts wear in space?

Name _____

On the Moon

Circle the sentences that tell about the picture.
Write them on the lines.





They are on the moon.
The flag is flying.

There are tall green trees.
One astronaut is driving.

Name _____

Recycle It!

These pictures show a busy day at a recycling center. Can you find 10 differences between the two pictures?



What does your family or your community recycle?

Activity: Come Alive School Wide Performance.

For a large part of this school year I have been slowly teaching all students Kindergarten through 8th Grade a dance to a song called "Come Alive" from the movie The Greatest Showman. It was my vision to have every student perform this dance at the end of the year for their families and I was devastated when we had to cancel this along with all other school performances. However, I have received special approval to attempt to do a "Virtual Version" of this dance! Here is the breakdown of how it will all work!

Step 1 – I have recorded myself doing the choreography and will place a YouTube link in the Class Channels. Click the link and watch the instructions. This is the same dance we have gone over many times so everyone should already be familiar and the video will be a great refresher. Follow the link and review the steps several times before recording yourself.

Step 2 – I would like you to record 4 separate videos please. **Please note: If you have a household with more than one student in it, they may do videos # 1, 3 and 4 together Video# 2 I would like to be individual. You of course can play the song while dancing to it just know I will place a master track of the song throughout the whole video.**

- **Video #1** I would like you to record 15-20 seconds of you frozen like a statue this is the beginning that you are all familiar with. Find a creative pose and hold it! Remember statues don't move, they don't talk, they don't laugh. Some creative ideas! Maybe you freeze walking up the stairs, maybe you freeze while eating and the fork is halfway to your mouth, on the phone, playing a video game, playing fetch with your dog. Just make it clear you are frozen for at least 15-20 seconds.
- **Video #2** Record yourself doing the choreography for the chorus. This part you should all know but I have recorded myself doing it to remind you. The chorus is 18 seconds so the video should be about that long.
- **Video # 3** this is the verse where you guys do the "step, cross step cross, reaching up to the sky and it's open wide you're electrified" part. Again, I have recorded instruction and review for this part.
- **Video #4** this is the freestyle section. Record 15-20 seconds of you being silly, doing tricks, doing gymnastics, etc.

There are several options available to record this dance. Either from a cellphone or tablet would probably work best. I have received videos consistently from more than half the students with various assignments already so most of you already have found ways to upload and send. You may send the videos to theatre@paramountacademy.com or you may upload them to the class channel, your student may private message me through the chat feature in Teams and send it there, you may upload it to google drive or icloud and send a link. Any way that is easiest for you. **I would like to give a deadline of May 1st. For these videos that way I have ample time to edit the videos together for one giant dance number.**

Once it is complete, I will send a copy to each of you as a memoir of your child's performance so you may show your family. I truly hope that this gives you something to look forward to and brings a smile to your face. I have watched each and every one of you shine during this in class and I cannot wait to see the amazing results of this video performance. This will be a keepsake you can look back on for years to come!

Week 4 Nutrient quiz

PE

Week 4 Nutrient Quiz instructions

- Go to youtube.com in the search type "You Are What You Eat!" the video by SciShow Kids is what you are looking for
- Watch the entire video then go to Microsoft forms through teams and fill out the quiz. If you do not have access to that fill out the quiz paper from the office

1. which food belongs in the fruit group?

- potatoes
- strawberries
- chocolate bar
- eggs

2. what group does a hamburger belong in?

- Fruit
- Vegetable
- Grain
- Protein

3. What two groups does mac - and - cheese belong to?

- Grain/Dairy
- Dairy/Protein
- Grain/Fruit
- Grain/Vegetable

4. What group does a Tomato belong in?

- Vegetable
- Fruit
- Grain

Week 4 Nutrient quiz

PE

Dairy

5. What food group does a cucumber belong to?

Vegetable

Grain

Fruit

6. The senses taste and smell work together to taste your food.

True

False

7. Sugar only comes from a nutrient called sucrose.

True

False

8. You can stop yourself from swallowing air, so you do not burp.

True

False

9. What is your favorite vegetable?

10. What is your favorite dessert?