

GMM Flashback and GMM Pearl



The GMM is a variation of the \$3 Dip created by Nick Nicklas at Blue Ribbon Flies. This fly has an endless number of colors and material's for the body. The wing material is an embroidery thread and can be hard to find. It is available from The Peak Fly Shop. Kiley's Pearl body wrap is translucent and will allow the base or underbody color to show through.

GMM Flashback Recipe

Hook: TMC2488 , TNC2487 Sizes 18 to 22

Thread: Match Thread Color to Body Color.

Danville Tabaco Brown (47)

Veevus 16/0 Olive Dun

Veevus 16/0 Black

Veevus 16/0 Red

RIB: X-Small Copper Wire

Flashback: Kiley's Pearl Body Wrap

Body: Thread

Wing: Glamour Madeira #8 2400 Opal White

Head: Tying Thread

GMM Pearl Recipe

Hook: TMC2488 Sizes 18 to 22

Thread: Match Thread Color to Body Color.

Danville Tabaco Brown (47)

Veevus 16/0 Olive Dun

Veevus 16/0 Black

Veevus 16/0 Red

Underbody Body: Thread


Over Body: Kiley's Pearl Body Wrap

UV: Loon Thin or Flow over the body

Wing: Glamour Madeira #8 2400 Opal White

Head: Tying Thread


1. Start by attaching the thread to the hook at the 75% point using a jam knot.



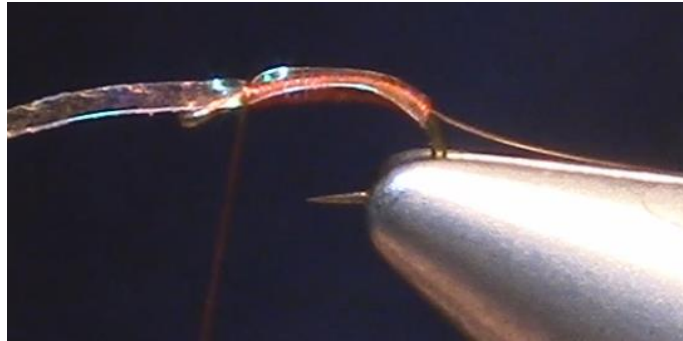
2. Tie in the x-small copper wire. Keep the wire on your side of the hook.



3. Tie in the Flashback (Kiley's Pearl Body Wrap). Make sure the sticky side is facing up and centered on the top of the hook. Return the thread to the hook eye using touching wraps.




4. Fold the Kiley's Pearl Body Wrap over the top and tie off at the 90-95% point behind the hook eye. Trim the Kiley's Pearl Body Wrap.



5. Palmer (spiral) the x-small copper wire forward and tie off at the hook eye.



6. Tie in the wing – Glamour Madeira



7. Whip finish and trim the wing

