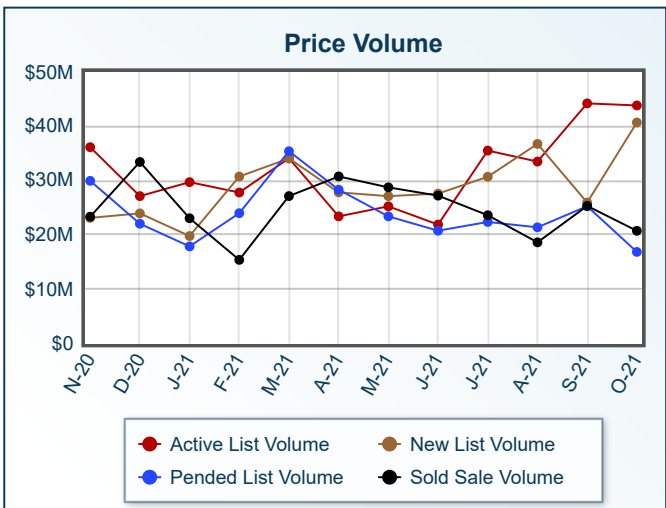
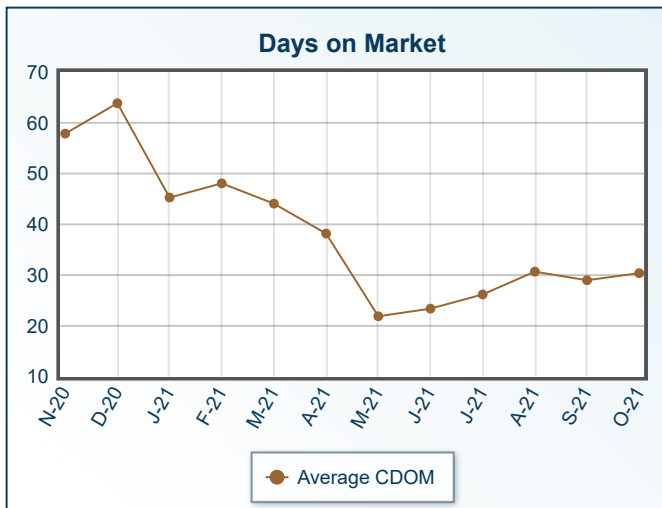
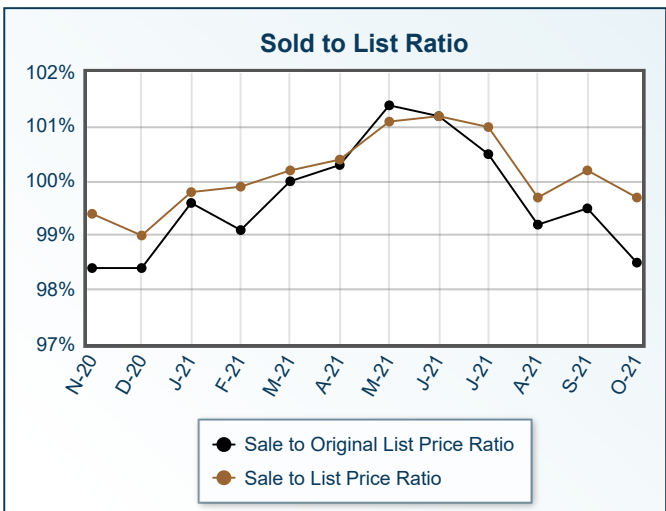
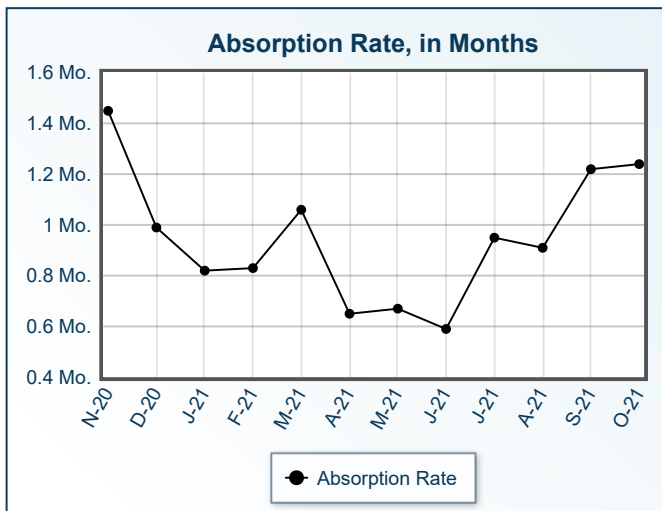
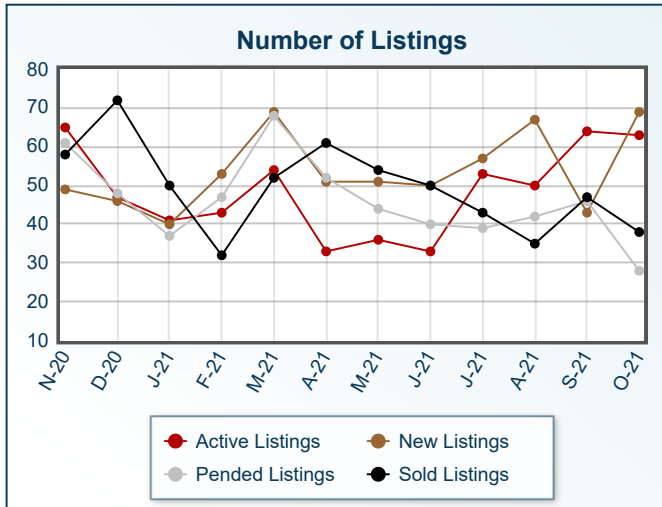


Verrado Market Summary

Residential, October 2021



808-874-3100

Rick@HomeInVerrado.com

www.HomeInVerrado.com

Summary Statistics						
	Oct-21	Oct-20	% Chg	2021 YTD	2020 YTD	% Chg
Absorption Rate	1.24	2.03	-38.92	0.89	2.45	-63.67
Average List Price	\$696,534	\$523,091	33.16	\$557,280	\$430,673	29.40
Median List Price	\$585,000	\$419,990	39.29	\$488,500	\$375,000	30.27
Average Sale Price	\$546,545	\$413,002	32.33	\$521,381	\$397,012	31.33
Median Sale Price	\$507,500	\$375,000	35.33	\$469,697	\$359,000	30.83
Average CDOM	30	48	-37.50	32	63	-49.21
Median CDOM	28	30	-6.67	26	43	-39.53

Sold Listings	This Month			Year to Date		
	2021	2020	% Chg	2021	2020	% Chg
0-29,999	0	0	0.0	0	0	0.0
30,000-39,999	0	0	0.0	0	0	0.0
40,000-49,999	0	0	0.0	0	0	0.0
50,000-59,999	0	0	0.0	0	0	0.0
60,000-69,999	0	0	0.0	0	0	0.0
70,000-79,999	0	0	0.0	0	0	0.0
80,000-89,999	0	0	0.0	0	0	0.0
90,000-99,999	0	0	0.0	0	0	0.0
100,000-119,999	0	0	0.0	0	0	0.0
120,000-139,999	0	0	0.0	0	0	0.0
140,000-159,999	0	0	0.0	0	0	0.0
160,000-179,999	0	0	0.0	0	0	0.0
180,000-199,999	0	0	0.0	0	0	0.0
200,000-249,999	0	0	0.0	0	4	-100.0
250,000-299,999	0	4	-100.0	2	61	-96.7
300,000-399,999	2	28	-92.9	97	244	-60.2
400,000-499,999	16	17	-5.9	172	89	93.3
500,000-549,999	4	2	100.0	41	23	78.3
550,000-749,999	13	7	85.7	110	36	205.6
750,000-999,999	3	0	N/A	31	7	342.9
1,000,000-1,249,999	0	0	0.0	4	3	33.3
1,250,000-1,499,999	0	0	0.0	4	0	N/A
1,500,000-1,999,999	0	0	0.0	1	0	N/A
2,000,000-2,999,999	0	0	0.0	0	0	0.0
3,000,000+	0	0	0.0	0	0	0.0
Totals	38	58	-34.5	462	467	-1.1

Pending Listings	This Month			Year to Date		
	2021	2020	% Chg	2021	2020	% Chg
0-29,999	0	0	0.0	0	0	0.0
30,000-39,999	0	0	0.0	0	0	0.0
40,000-49,999	0	0	0.0	0	0	0.0
50,000-59,999	0	0	0.0	0	0	0.0
60,000-69,999	0	0	0.0	0	0	0.0
70,000-79,999	0	0	0.0	0	0	0.0
80,000-89,999	0	0	0.0	0	0	0.0
90,000-99,999	0	0	0.0	0	0	0.0
100,000-119,999	0	0	0.0	0	0	0.0
120,000-139,999	0	0	0.0	0	0	0.0
140,000-159,999	0	0	0.0	0	0	0.0
160,000-179,999	0	0	0.0	0	0	0.0
180,000-199,999	0	0	0.0	0	0	0.0
200,000-249,999	0	0	0.0	0	5	-100.0
250,000-299,999	0	2	-100.0	3	58	-94.8
300,000-399,999	4	30	-86.7	95	263	-63.9
400,000-499,999	7	24	-70.8	162	116	39.7
500,000-549,999	2	2	0.0	30	24	25.0
550,000-749,999	12	5	140.0	114	39	192.3
750,000-999,999	1	0	N/A	29	8	262.5
1,000,000-1,249,999	1	0	N/A	3	2	50.0
1,250,000-1,499,999	1	0	N/A	6	2	200.0
1,500,000-1,999,999	0	0	0.0	1	0	N/A
2,000,000-2,999,999	0	0	0.0	0	0	0.0
3,000,000+	0	0	0.0	0	0	0.0
Totals	28	63	-55.6	443	517	-14.3



808-874-3100

Rick@HomeInVerrado.com

www.HomeInVerrado.com

Active Listings	This Month			Year to Date			New Listings	This Month			Year to Date		
	2021	2020	% Chg	2021	2020	% Chg		2021	2020	% Chg	2021	2020	% Chg
	0-29,999	0	0	0.0	0	0		0.0	0-29,999	0	0	0.0	0
30,000-39,999	0	0	0.0	0	0	0.0	30,000-39,999	0	0	0.0	0	0	0.0
40,000-49,999	0	0	0.0	0	0	0.0	40,000-49,999	0	0	0.0	0	0	0.0
50,000-59,999	0	0	0.0	0	0	0.0	50,000-59,999	0	0	0.0	0	0	0.0
60,000-69,999	0	0	0.0	0	0	0.0	60,000-69,999	0	0	0.0	0	0	0.0
70,000-79,999	0	0	0.0	0	0	0.0	70,000-79,999	0	0	0.0	0	0	0.0
80,000-89,999	0	0	0.0	0	0	0.0	80,000-89,999	0	0	0.0	0	0	0.0
90,000-99,999	0	0	0.0	0	0	0.0	90,000-99,999	0	0	0.0	0	0	0.0
100,000-119,999	0	0	0.0	0	0	0.0	100,000-119,999	0	0	0.0	0	0	0.0
120,000-139,999	0	0	0.0	0	0	0.0	120,000-139,999	0	0	0.0	0	0	0.0
140,000-159,999	0	0	0.0	0	0	0.0	140,000-159,999	0	0	0.0	0	0	0.0
160,000-179,999	0	0	0.0	0	0	0.0	160,000-179,999	0	0	0.0	0	0	0.0
180,000-199,999	0	0	0.0	0	0	0.0	180,000-199,999	0	0	0.0	0	0	0.0
200,000-249,999	0	0	0.0	0	5	-100.0	200,000-249,999	0	0	0.0	0	3	-100.0
250,000-299,999	0	0	0.0	3	63	-95.2	250,000-299,999	0	4	-100.0	3	52	-94.2
300,000-399,999	1	40	-97.5	100	332	-69.9	300,000-399,999	5	28	-82.1	87	278	-68.7
400,000-499,999	23	20	15.0	218	148	47.3	400,000-499,999	24	13	84.6	206	135	52.6
500,000-549,999	3	7	-57.1	48	35	37.1	500,000-549,999	6	3	100.0	44	32	37.5
550,000-749,999	27	10	170.0	164	58	182.8	550,000-749,999	26	11	136.4	157	53	196.2
750,000-999,999	2	5	-60.0	41	17	141.2	750,000-999,999	6	1	500.0	40	13	207.7
1,000,000-1,249,999	3	1	200.0	6	3	100.0	1,000,000-1,249,999	0	0	0.0	5	1	400.0
1,250,000-1,499,999	1	2	-50.0	7	6	16.7	1,250,000-1,499,999	1	0	N/A	6	3	100.0
1,500,000-1,999,999	1	1	0.0	2	2	0.0	1,500,000-1,999,999	1	0	N/A	1	2	-50.0
2,000,000-2,999,999	1	1	0.0	2	1	100.0	2,000,000-2,999,999	0	0	0.0	1	1	0.0
3,000,000+	1	0	N/A	1	0	N/A	3,000,000+	0	0	0.0	0	0	0.0
Totals	63	87	-27.6	592	670	-11.6	Totals	69	60	15.0	550	573	-4.0

Prepared by Ricardo Seiler,
Rick Seiler

*All information should be verified by the recipient and none is guaranteed as accurate by ARMLS.
DND2 (D o N o t D isplay or D isclose) - the data in fields marked with DND2 is confidential, for agent use only, and may not be shared with
customers or clients in any manner whatsoever.*

11/02/2021
8:25 AM

© 2021 ARMLS
and FBS.
DMCA



808-874-3100

Rick@HomeInVerrado.com

www.HomeInVerrado.com