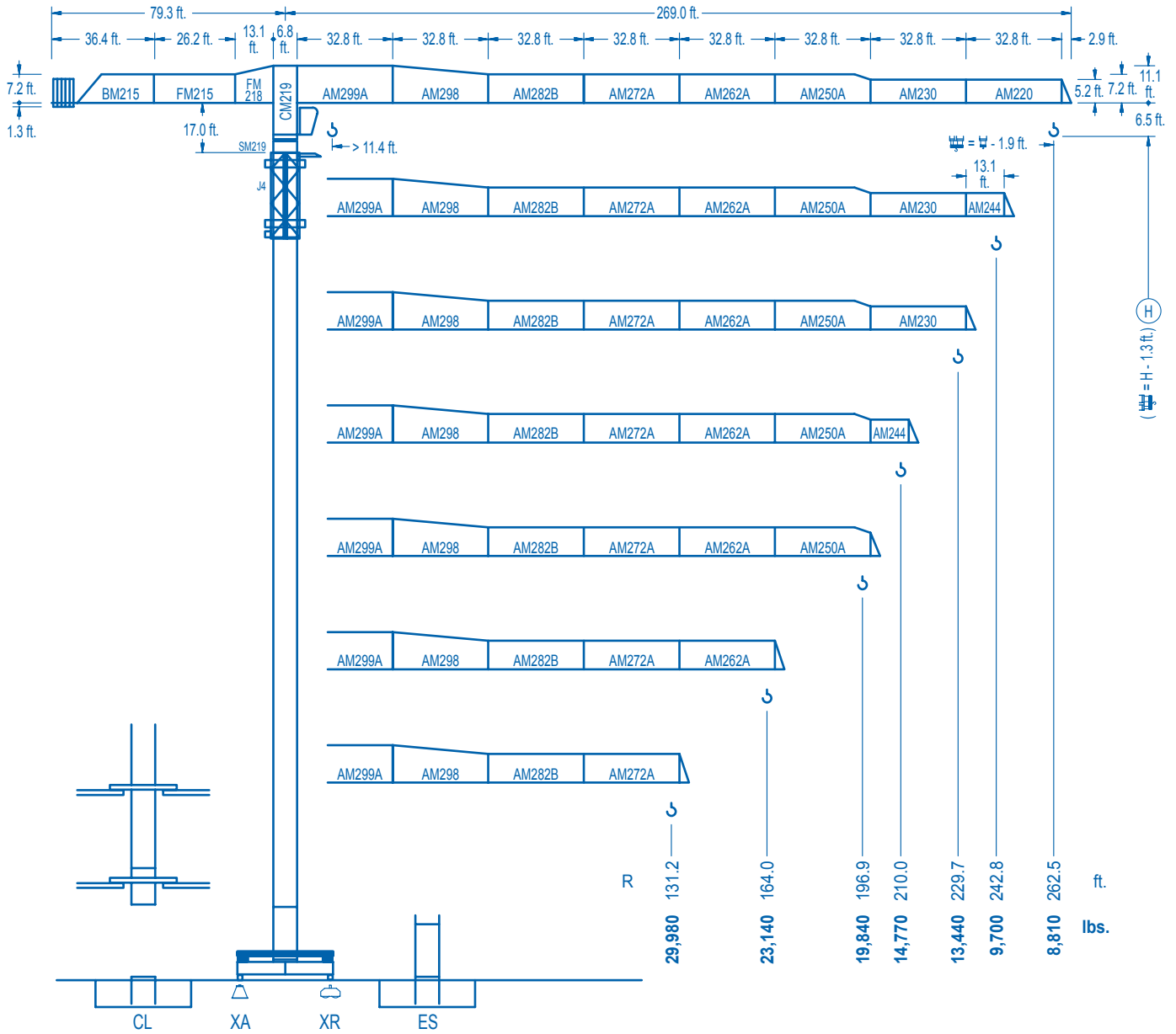


LC 2100

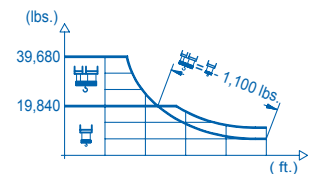
21 LC 550

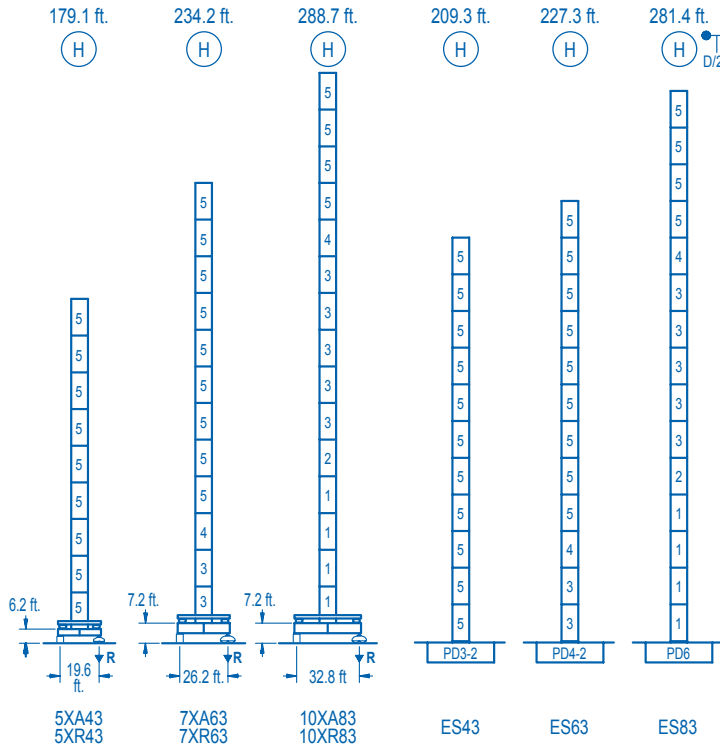
39,680 lbs.



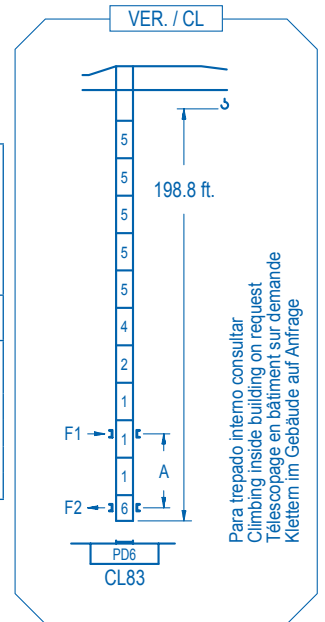
CE EN 14439 (C/25)

R (ft.)	⌘				⌘									
262.5	67.6	78.7	98.4	123.7	127.0	144.4	164.0	177.2	196.9	210.0	229.7	242.8	262.5	ft.
	39,680	33,450	25,900	19,840	19,840	17,250	14,980	13,750	12,230	11,370	10,270	9,640	8,810	lbs.
242.8	67.6	78.7	98.4	123.7	127.6	144.4	164.0	177.2	196.9	210.0	229.7	242.8	ft.	
	39,680	33,440	25,890	19,840	19,840	17,330	15,060	13,830	12,300	11,440	10,330	9,700	lbs.	
229.7		84.0	98.4	111.5	131.2	153.9	161.1	177.2	196.9	210.0	229.7	ft.		
		39,680	33,140	28,750	23,870	19,840	19,840	17,890	15,930	14,840	13,440	lbs.		
210.0		83.0	98.4	111.5	131.2	152.6	160.4	177.2	196.9	210.0	ft.			
		39,680	32,810	28,470	23,630	19,840	19,840	17,790	15,860	14,770	lbs.			
196.9			100.7	111.5	131.2	144.4	164.0	186.7	196.9	ft.				
			39,680	35,370	29,470	26,460	22,870	19,840	19,840	lbs.				
164.0				100.4	111.5	131.2	144.4	164.0	ft.					
				39,680	35,270	29,390	26,380	23,140	lbs.					
131.2					100.4	111.5	131.2	ft.						
					39,680	35,310	29,980	lbs.						





nº	Ref.	h (ft.)	h (ft.)
1	D36	8.2	18.0
2	TD36A	8.2	18.0
3	D34	8.2	18.0
4	TD34	8.2	18.0
5	D33	8.2	18.0
6	CLD36	8.2	12.4



R. máx.	En servicio In operation En service In Betrieb	5XA43...282,190 lbs. 7XR63...266,540 lbs. 10XR83...272,490 lbs.	R. máx.	Fuera de servicio Out of service Hors service Ausser Betrieb	5XR43...201,500 lbs. 7XR63...252,650 lbs. 10XR83...424,390 lbs.

Para otras zonas de viento o alturas superiores consultar
For other wind zones or additional hook heights on request
Pour d'autres zones de vent ou des hauteurs supplémentaires sur demande
Für andere Windzonen oder weiteren Hakenhöhen auf Anfrage

	5XA43	7XA63	10XA83
A max	132.5	187.6	242.1
B max	-	108.3	-
C max	172.9	154.9	154.9
H max	305.4	395.7	342.5

	ES43	ES63	ES83
A max	162.7	180.8	234.9
B max	-	108.3	-
C max	154.9	154.9	154.9
H max	317.6	425.9	335.6

CFU-7.5
10 hp.
0 ⇄ 308 ft./min

GR-12
4 x 88 ft.lbs.
0 ⇄ 0.8 rpm

TRA-7.5 **TRA-7.5**
2 x 55 ft.lbs. 4 x 55 ft.lbs.
0 ⇄ 78 ft./min
5XR43 7XR63
10XR83

*** TRA-7.5VC** **TRA-7.5VC**
2 x 55 ft.lbs. 4 x 55 ft.lbs.
0 ⇄ 78 ft./min
5XR43 7XR63
10XR83

EFU5-50-45
67hp.
2,590 ft.
19,840 lbs. 13,230 lbs. 6,610 lbs.
ft./min 98 262 393 512
39,680 lbs. 26,450 lbs. 13,230 lbs.
ft./min 49 131 197 256

EFU6-65-45
87 hp. *
2,590 ft.
19,840 lbs. 13,230 lbs. 6,610 lbs.
ft./min 147 328 492 656 722
39,680 lbs. 26,450 lbs. 13,230 lbs.
ft./min 74 164 246 328 361

EFU4-110-45
148 hp. *
2,590 ft.
19,840 lbs. 13,230 lbs. 6,610 lbs.
ft./min 196 393 590 800
39,680 lbs. 26,450 lbs. 13,230 lbs.
ft./min 98 197 295 400

Tensión de alimentación Operating voltage Tension de service Betriebsspannung	480 V 3 ph 60 Hz
--	---

Opcional Optional En option Kaufoption	*
---	----------