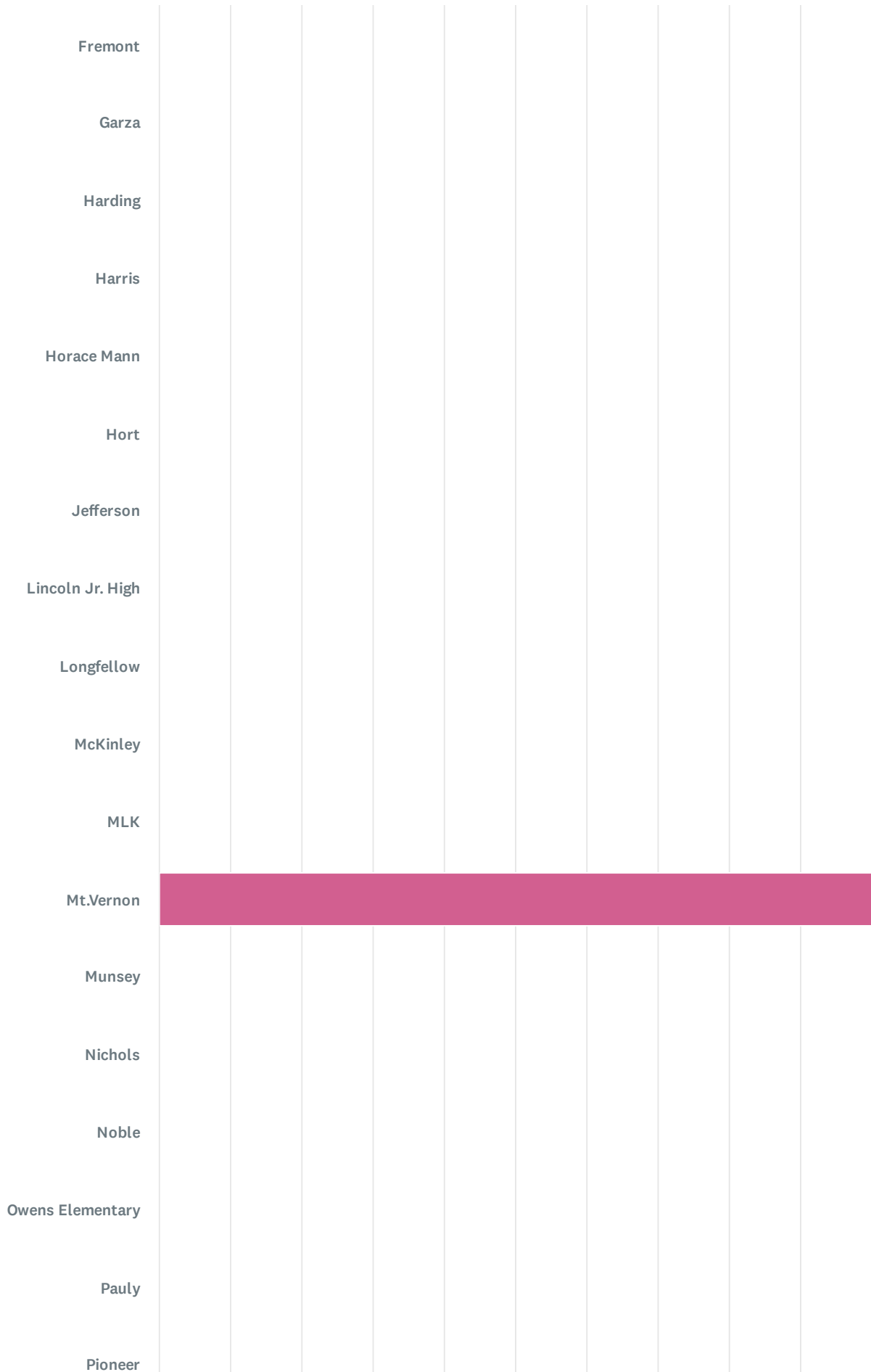
























2025-2026 BETA Administration/Site Climate Survey




2025-2026 BETA Administration/Site Climate Survey

Answer Choices	Percentage	Responses
 Casa Loma	0%	0
 Cato	0%	0
 Chavez	0%	0
 Chipman	0%	0
 College Hts	0%	0
 Compton	0%	0
 Curran	0%	0
 Downtown	0%	0
 Ed Center/District Office	0%	0
 Eissler	0%	0
 Emerson	0%	0
 Evergreen	0%	0
 Fletcher	0%	0
 Frank West	0%	0
 Franklin	0%	0
 Fremont	0%	0
 Garza	0%	0
 Harding	0%	0
 Harris	0%	0
 Horace Mann	0%	0
 Hort	0%	0
 Jefferson	0%	0
<b>Total</b>		<b>14</b>

2025-2026 BETA Administration/Site Climate Survey

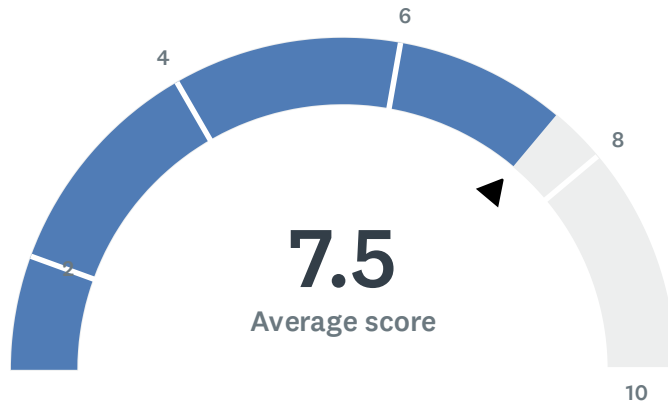
Answer Choices	Percentage	Responses
● Lincoln Jr. High	0%	0
● Longfellow	0%	0
● McKinley	0%	0
● MLK	0%	0
● Mt.Vernon	100.00%	14
● Munsey	0%	0
● Nichols	0%	0
● Noble	0%	0
● Owens Elementary	0%	0
● Pauly	0%	0
● Pioneer	0%	0
● Rafer Johnson	0%	0
● Roosevelt	0%	0
● School Nurse	0%	0
● Sequoia	0%	0
● Sierra	0%	0
● Stella Hills	0%	0
● Stiern	0%	0
● Thorner	0%	0
● VAPA	0%	0
● Voorhies	0%	0
● Washington	0%	0
<b>Total</b>		<b>14</b>

2025-2026 BETA Administration/Site Climate Survey

Answer Choices	Percentage	Responses
 Wayside	0%	0
 William Penn	0%	0
 Williams	0%	0
 Other (please specify) <a href="#">Show responses</a>	0%	0
<b>Total</b>		<b>14</b>

## Q2 Site administration is sensitive to the needs of students, staff, and the community.

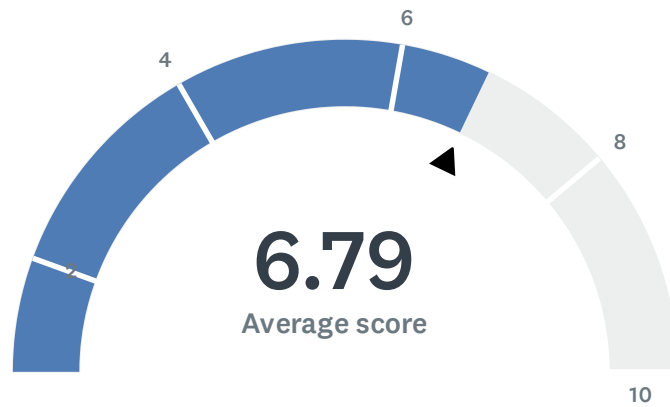
Answered: 14 Skipped: 0



Basic statistics <span>ⓘ</span>				
Minimum	Maximum	Median	Mean	Standard Deviation
1.00	10.00	8.00	7.50	2.75

### Q3 Site administration treats staff with respect; you feel like a valued member of a team.

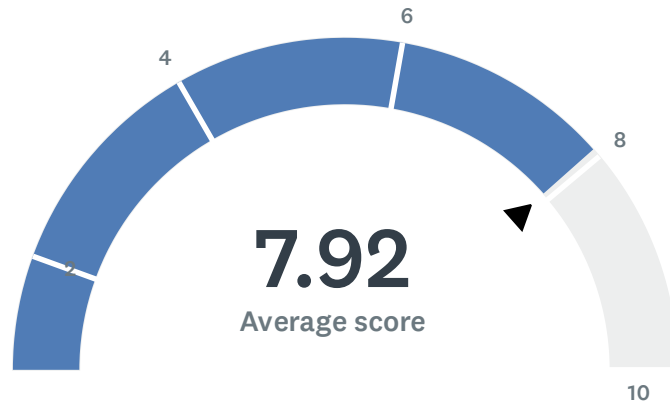
Answered: 14 Skipped: 0



Basic statistics <span style="float: right;">(i)</span>				
Minimum	Maximum	Median	Mean	Standard Deviation
1.00	10.00	8.00	6.79	3.28

## Q4 Site administration conducts classroom visits in the least disruptive manner and leaves timely feedback (within 48 hours).

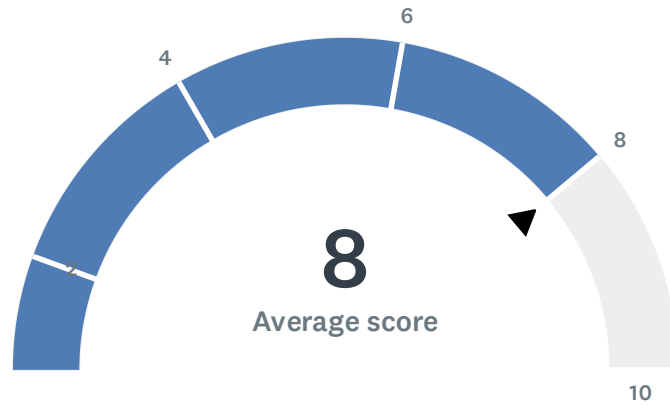
Answered: 13 Skipped: 1



Basic statistics <span style="float: right;">(i)</span>				
Minimum	Maximum	Median	Mean	Standard Deviation
1.00	10.00	8.00	7.92	2.64

## Q5 Site administration follows the contract and respects personal rights.

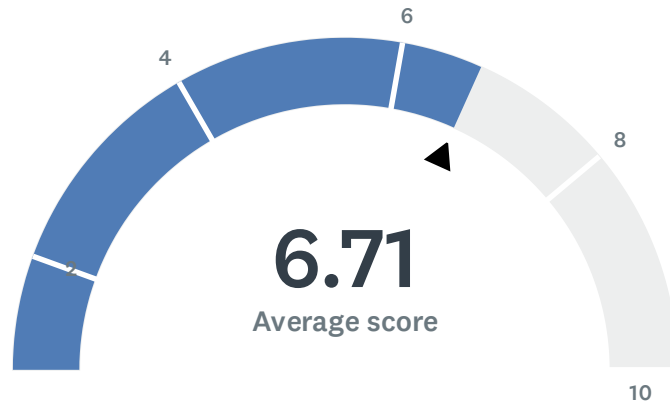
Answered: 14 Skipped: 0



Basic statistics <span style="float: right;">(i)</span>				
Minimum	Maximum	Median	Mean	Standard Deviation
1.00	10.00	9.50	8.00	2.65

## Q6 Administration utilizes staff according to their job description (ie. Coaches, APL's, Specialists & Staff).

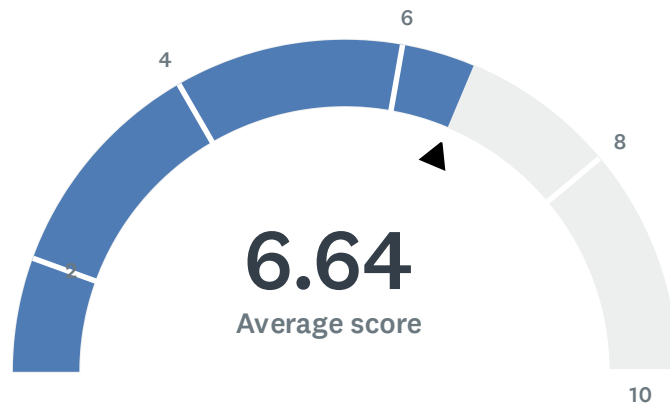
Answered: 14 Skipped: 0



Basic statistics <span style="float: right;">(i)</span>				
Minimum	Maximum	Median	Mean	Standard Deviation
1.00	10.00	8.00	6.71	3.24

## Q7 Administration maintains open communication with staff, parents, and students.

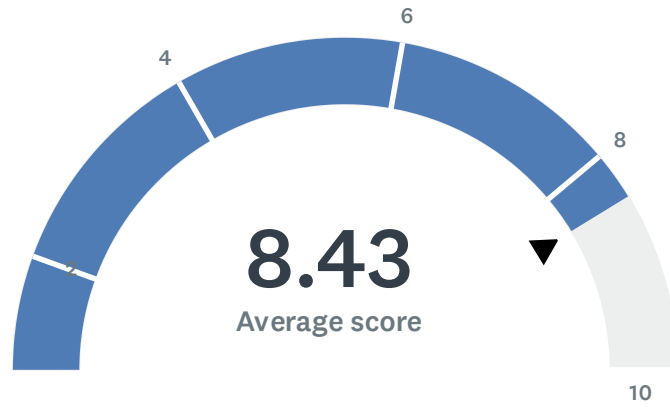
Answered: 14 Skipped: 0



Basic statistics <span style="float: right;">(i)</span>				
Minimum	Maximum	Median	Mean	Standard Deviation
1.00	10.00	7.00	6.64	3.33

## Q8 Administration supports staff against attacks and criticism from parents.

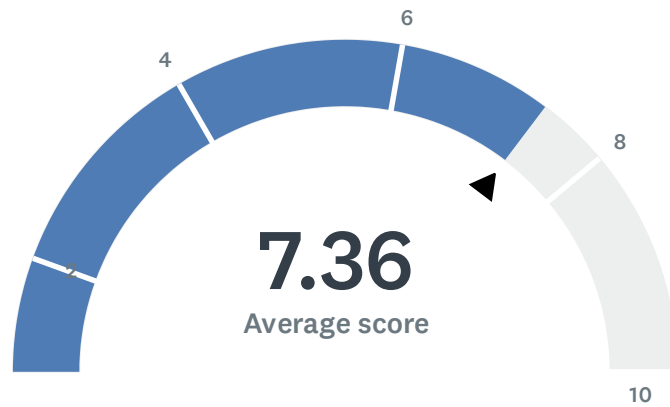
Answered: 14 Skipped: 0



Basic statistics <span>ⓘ</span>				
Minimum	Maximum	Median	Mean	Standard Deviation
1.00	10.00	9.50	8.43	2.41

## Q9 Site administration treats all teachers equally; there is no preferential treatment.

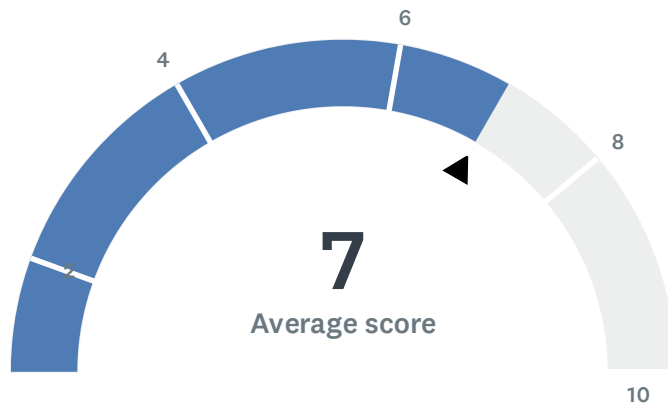
Answered: 14 Skipped: 0



Basic statistics <span style="float: right;">(i)</span>				
Minimum	Maximum	Median	Mean	Standard Deviation
1.00	10.00	9.00	7.36	3.44

## Q10 Site administration has been supportive and minimizes additional stress.

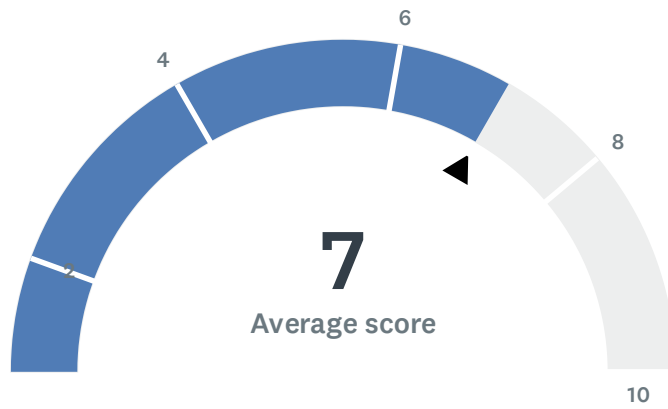
Answered: 14 Skipped: 0



Basic statistics <span style="float: right;">(i)</span>				
Minimum	Maximum	Median	Mean	Standard Deviation
1.00	10.00	8.00	7.00	3.18

## Q11 Administration communicates expectations and information in an effective and timely manner.

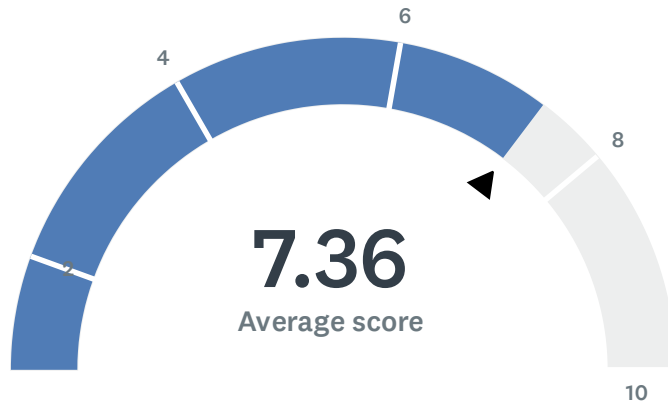
Answered: 14 Skipped: 0



Basic statistics <span style="float: right;">(i)</span>				
Minimum	Maximum	Median	Mean	Standard Deviation
1.00	10.00	8.00	7.00	2.70

## Q12 Your site administration ensures positive working conditions at your worksite.

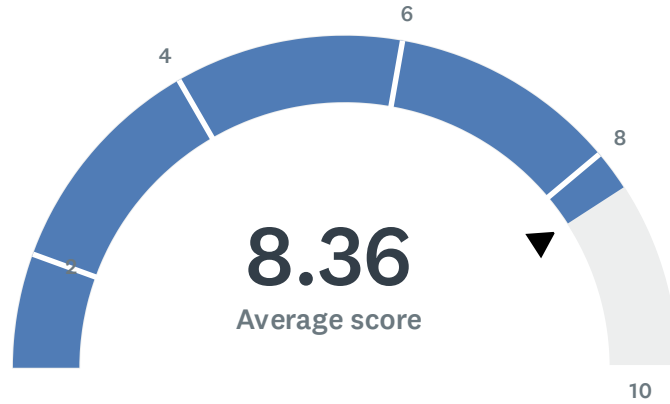
Answered: 14 Skipped: 0



Basic statistics <span style="float: right;">(i)</span>				
Minimum	Maximum	Median	Mean	Standard Deviation
1.00	10.00	8.50	7.36	3.15

Q13 Site administration is thoughtful/smart when calling "Inclement Weather" (rainy day, extreme temperatures, too windy, air quality, etc.) schedule.

Answered: 14 Skipped: 0



Basic statistics <span style="float: right;">(i)</span>				
Minimum	Maximum	Median	Mean	Standard Deviation
1.00	10.00	9.50	8.36	2.55

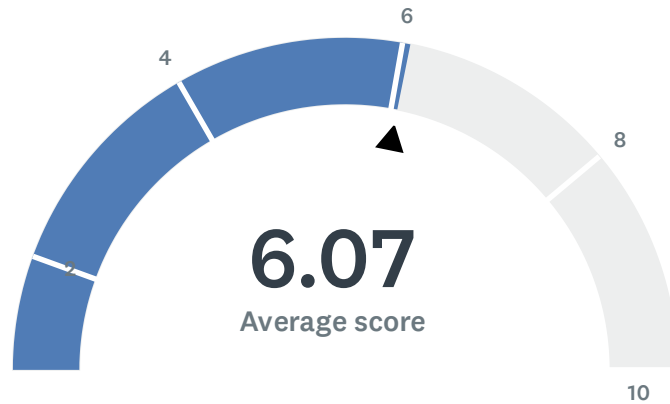
## Q14 Do you have any comments, thoughts, or concerns about site administration?

Answered: 6 Skipped: 8

#	RESPONSES
1	N/A
2	Your new principal has been fair and treats us well.
3	The principal and vice principal do not communicate anything with staff or support staff. Overall structures have improved slightly, but Mt Vernon is no longer warm or welcoming.
4	Very little communication. Nobody knows what is going on ever. Even the coaches and support staff have no idea what is going on. There are obvious people admin do not like. Principal has been pushing people out and replacing them with people she knows and from her old site.
5	I am less stressed about unnecessary items to accomplish this year. I appreciate that!
6	Admin has provided good structure and overall teacher feel more supported.

## Q15 Site staff is involved in setting school policies and budgetary priorities.

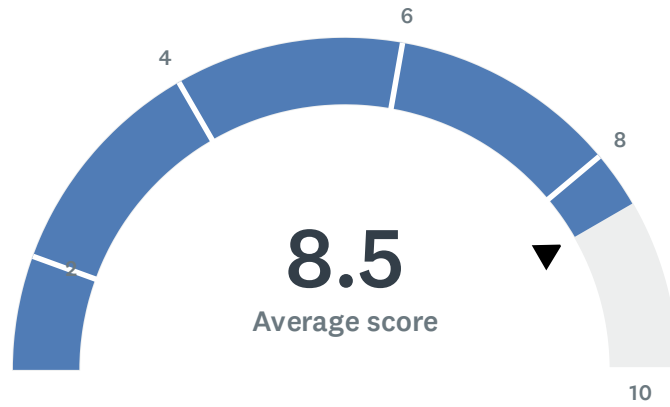
Answered: 14 Skipped: 0



Basic statistics <span style="float: right;">ⓘ</span>				
Minimum	Maximum	Median	Mean	Standard Deviation
1.00	10.00	7.00	6.07	2.91

## Q16 Site meetings are productive and not excessive.

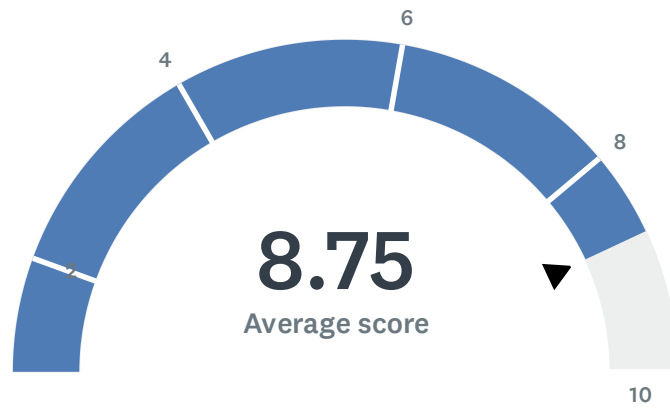
Answered: 14 Skipped: 0



Basic statistics <span style="float: right;">ⓘ</span>				
Minimum	Maximum	Median	Mean	Standard Deviation
4.00	10.00	9.50	8.50	1.99

## Q17 Meetings, 504s, and/or IEPs scheduled outside of contractually guaranteed planning/preparation time?

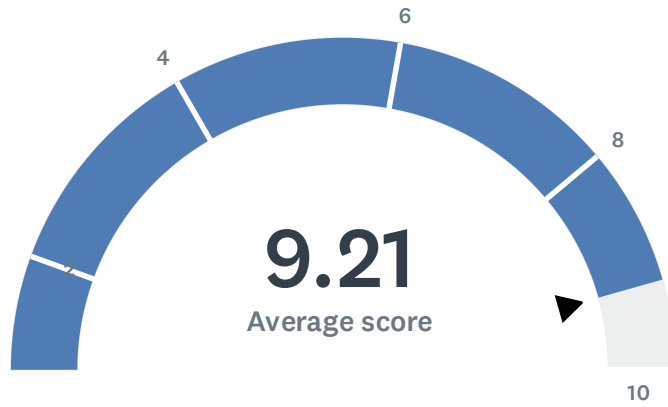
Answered: 12 Skipped: 2



Basic statistics <span style="float: right;">(i)</span>				
Minimum	Maximum	Median	Mean	Standard Deviation
3.00	10.00	10.00	8.75	2.17

# Q18 My site receives daily, consecutive, uninterrupted planning/preparation time. (30 minutes / 40 minutes)

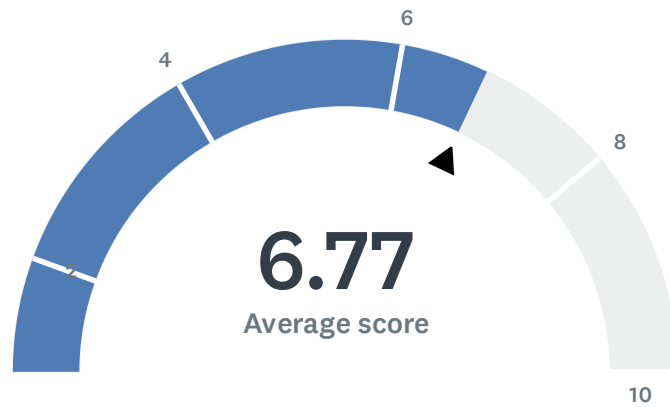
Answered: 14 Skipped: 0



Basic statistics <span style="float: right;">(i)</span>				
Minimum	Maximum	Median	Mean	Standard Deviation
6.00	10.00	10.00	9.21	1.26

## Q19 Staff is given time (on duty) to input district-required data (i.e., Benchmarks, Dibels, CFAs, Report Cards, etc.).

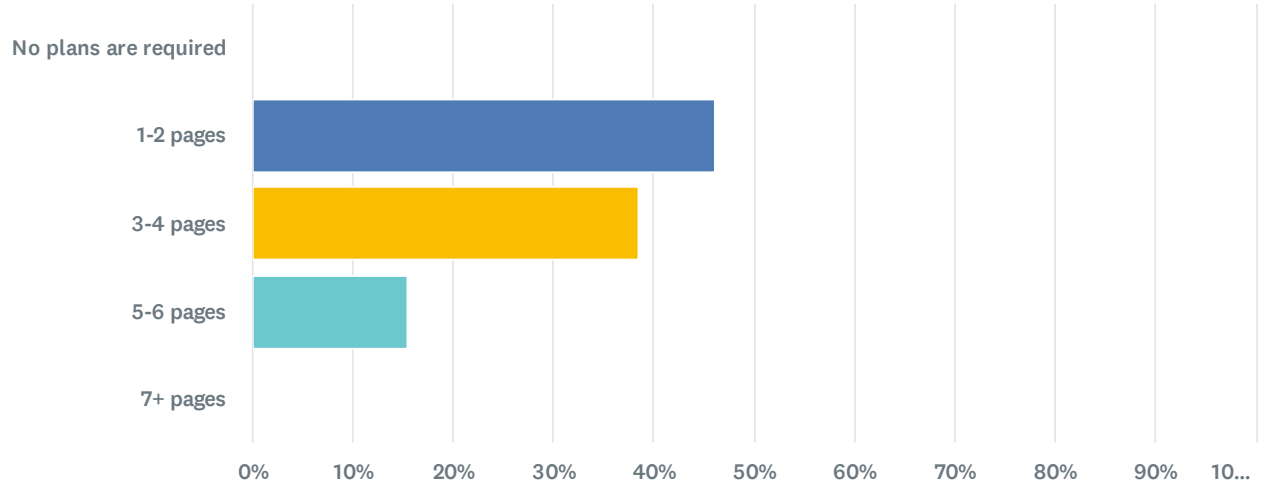
Answered: 13 Skipped: 1



Basic statistics <span style="float: right;">(i)</span>				
Minimum	Maximum	Median	Mean	Standard Deviation
1.00	10.00	6.00	6.77	3.17

## Q20 Teachers are required to submit complete, but not excessively lengthy lesson plans.

Answered: 13 Skipped: 1



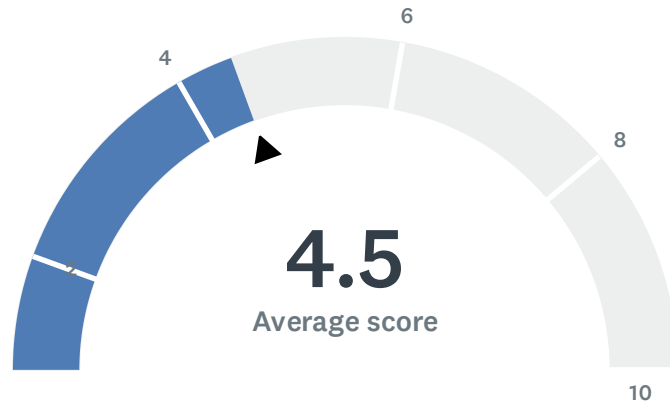
Answer Choices	Percentage	Responses
<span style="color: green;">●</span> No plans are required	0%	0
<span style="color: blue;">●</span> 1-2 pages	46.15%	6
<span style="color: yellow;">●</span> 3-4 pages	38.46%	5
<span style="color: teal;">●</span> 5-6 pages	15.38%	2
<span style="color: orange;">●</span> 7+ pages	0%	0
<a href="#">Show comments</a>		
<b>Total</b>		<b>13</b>

2025-2026 BETA Administration/Site Climate Survey

#	COMMENT	
1	I know they are required but not sure how many pages are required	
2	n/a	
3	No leadership meetings; no support staff meetings (rarely); seems to be absent a lot; no information given to staff. Admin rarely respond to emails.	

## Q21 Staff (teachers and/or coaches) have recess duty.

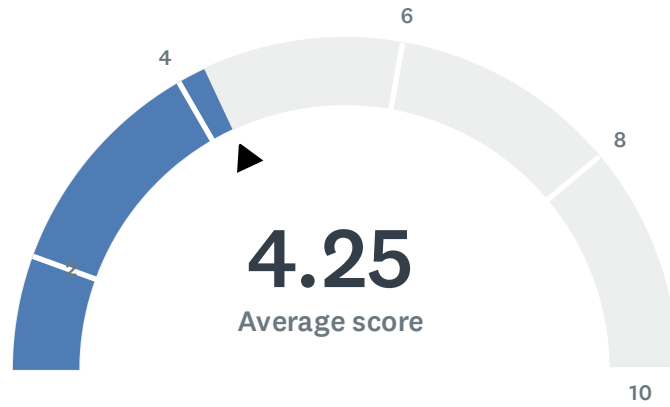
Answered: 12 Skipped: 2



Basic statistics <span style="float: right;">(i)</span>				
Minimum	Maximum	Median	Mean	Standard Deviation
1.00	10.00	4.50	4.50	3.57

## Q22 Staff (teachers and/or coaches) have bus (arrival/dismissal) duty.

Answered: 12 Skipped: 2



Basic statistics <span style="float: right;">ⓘ</span>				
Minimum	Maximum	Median	Mean	Standard Deviation
1.00	10.00	3.00	4.25	3.70

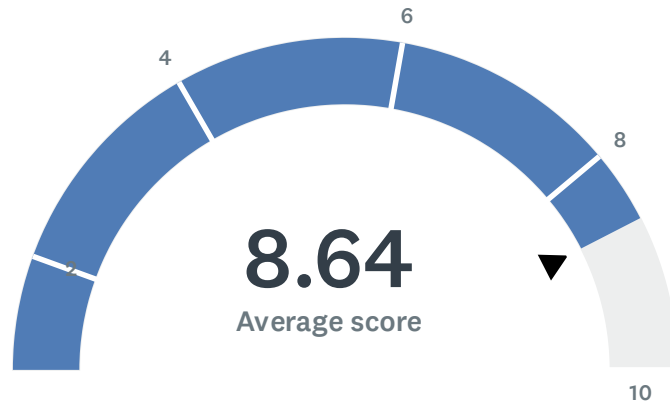
## Q23 Do you have any comments, thoughts, or concerns about site operations, duties, and responsibilities?

Answered: 6 Skipped: 8

#	RESPONSES
1	n/a
2	Support staff have lunch duty; teachers don't have recess
3	Not having yard duty has made a big difference to me. I have a few minutes to breathe during the day!
4	teachers do not have recess duty or bus duty
5	Teachers appreciate not having recess or dismissal duty. It allows for some to prep for the next lessons or day and reset the classroom.
6	Teachers are happy we're spared yard duty.

## Q24 Staff and students feel safe.

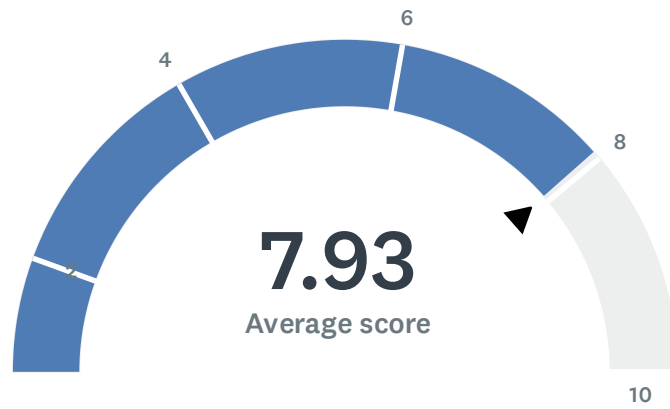
Answered: 14 Skipped: 0



Basic statistics <span>ⓘ</span>				
Minimum	Maximum	Median	Mean	Standard Deviation
4.00	10.00	10.00	8.64	2.16

## Q25 Administration has been helpful and supportive regarding student discipline.

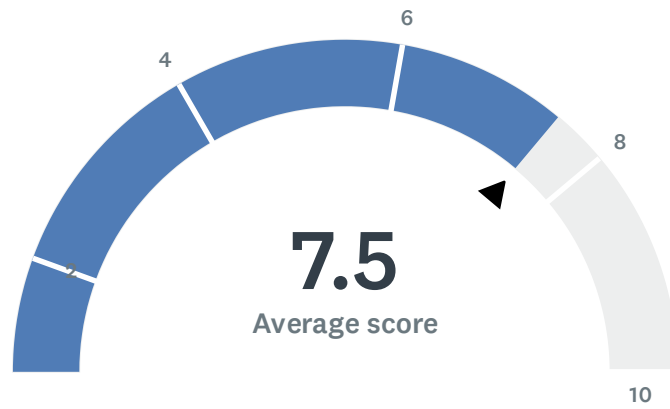
Answered: 14 Skipped: 0



Basic statistics <span style="float: right;">(i)</span>				
Minimum	Maximum	Median	Mean	Standard Deviation
4.00	10.00	9.00	7.93	2.40

## Q26 Teachers have been given or trained to use effective tools to improve behavior.

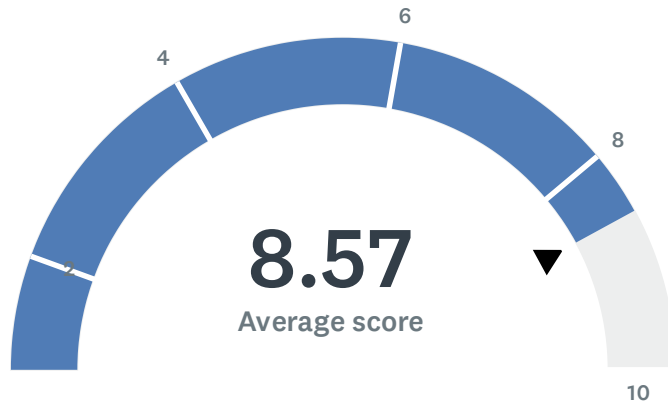
Answered: 14 Skipped: 0



Basic statistics <span style="float: right;">(i)</span>				
Minimum	Maximum	Median	Mean	Standard Deviation
2.00	10.00	8.50	7.50	2.80

## Q27 Administration supports classroom discipline procedures and follows District discipline guidelines.

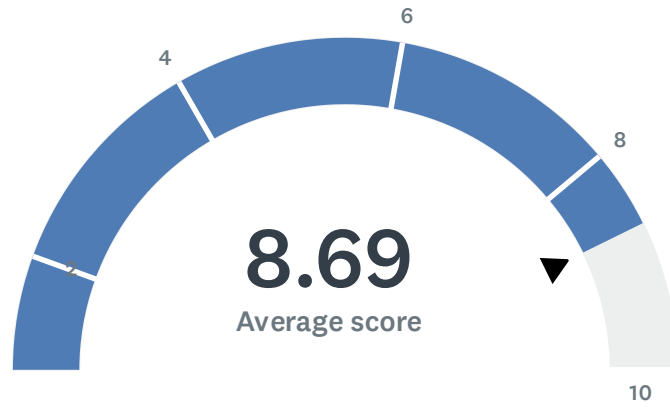
Answered: 14 Skipped: 0



Basic statistics <span style="float: right;">(i)</span>				
Minimum	Maximum	Median	Mean	Standard Deviation
4.00	10.00	10.00	8.57	2.09

## Q28 When ODRs (office disciplinary referrals) are written, the teacher's word is valued and trusted.

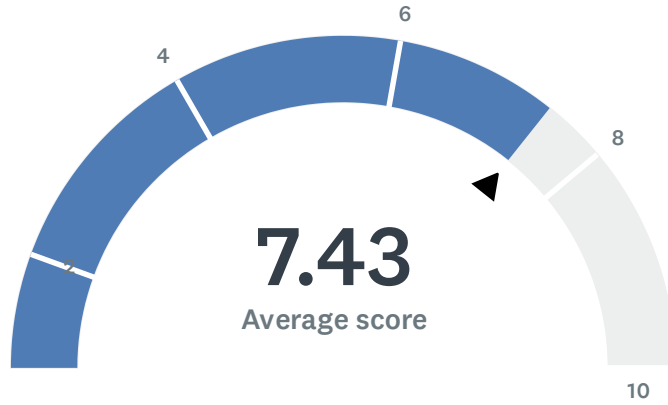
Answered: 13 Skipped: 1



Basic statistics <span style="float: right;">(i)</span>				
Minimum	Maximum	Median	Mean	Standard Deviation
5.00	10.00	10.00	8.69	1.90

## Q29 My site has a positive atmosphere.

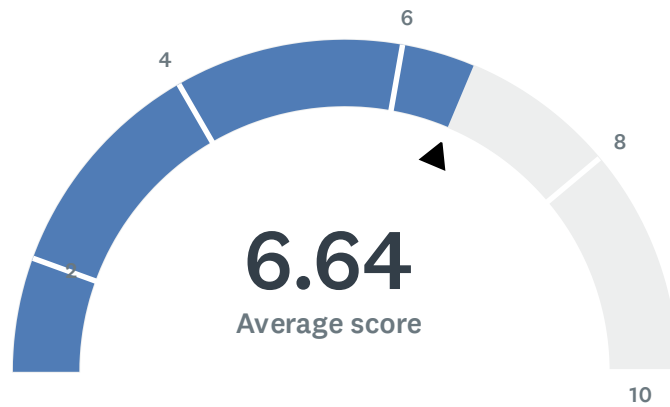
Answered: 14 Skipped: 0



Basic statistics <span>ⓘ</span>				
Minimum	Maximum	Median	Mean	Standard Deviation
2.00	10.00	8.00	7.43	2.50

### Q30 I would recommend my site to other employees and prospective teachers.

Answered: 14 Skipped: 0



Basic statistics <span style="float: right;">(i)</span>				
Minimum	Maximum	Median	Mean	Standard Deviation
1.00	10.00	8.00	6.64	3.64

## Q31 Do you have any final comments, thoughts, or concerns about PBIS, Discipline, and/or Site Atmosphere?

Answered: 5 Skipped: 9

#	RESPONSES
1	n/a
2	Not just site specific. Behavior is a problem. Attendance is a problem. Lack of consequences is a problem. Students know there are no consequences as well as the parents. Why would they come to school if there are no consequences?
3	Very cold atmosphere. Not very positive.
4	I would like to see admin outside during recess and at dismissal times to see how kids are acting.
5	The principal told us that behavior would be so improved that teachers would be able to teach. That has not happened.

## Q32 Do you have any overall comments about your site and/or its administration?

Answered: 4 Skipped: 10

#	RESPONSES
1	n/a
2	It's their first year here and you can see they are trying to turn things around. There is a major lack of communication. There are rumors circulating about her removing staff she doesn't like and replacing them with people she knows, such as the vice principal, secretary, ASSW, APL, intervention specialists, etc. People say she will only hire hispanic females and she does not like men. I'm not sure how true that is, but many at our site are afraid to say anything. They have a specific way of doing things, and overall the structures here seem to be improving. The atmosphere is not very warm or welcoming and I would not recommend coming here as a teacher.
3	Both admin feel unapproachable and cold.
4	I am really happy at my site this year.