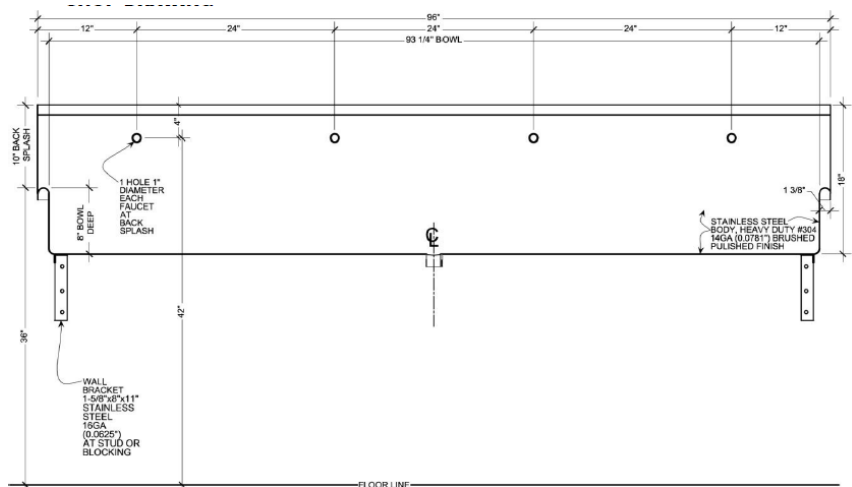
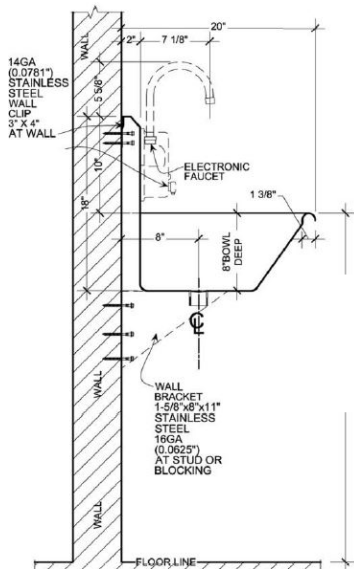
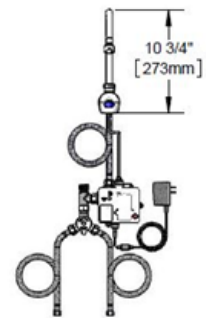


Wicketts Stainless SPECIFICATION

Commercial Sink Heavy Duty
Wash Up Sink



Model Number	A	B	C	D	F
WWT-9620-SF-WB	96	20	93	8	10

Engineering Specification:

14 gauge, type 304 stainless steel wash sink. Top 1-3/8" rolled rims. 1-1/2" welded in drain. Sensor faucets are AC/DC with mixing valves Exposed surfaces polished to a satin finish. Supported on (2) wall brackets and clips.

Wicketts Stainless, LLC.
2618 San Miguel Dr. Bldg. # 376
Newport Beach, CA 92660
Tel: 951-858-2548
Fax: 951-638-9059
sales@wickettsstainless.com
www.wickettsstainless.com



Approved for Manufacturing
Company: _____
Signature: _____
Print: _____ Date: / /