

## Always like a long shot 1

**RULES:** USPSA Rule Book, Current Edition

**START POSITION:** Standing at end of left rear wall, Strong hand on end of wall. Handgun is loaded and holstered as per ready condition. PCC is loaded, buttstock below belt, muzzle generally downrange

### STAGE PROCEDURE

At the signal, engage targets as visible from within the shooting area.

### SCORING

**SCORING:** Comstock, 32 rounds, 160 points

**TARGETS:** 14 USPSA, 4 PP

**SCORED HITS:** Best 2 per paper, steel down = 1A

**START-STOP:** Audible - Last shot

**PENALTIES:** Per current edition of USPSA Rule Book.

### SETUP NOTES:

### RO NOTES:

Maintain target and prop position integrity throughout the match.



## Take a chance on the parking lot 2

**RULES:** USPSA Rule Book, Current Edition


**START POSITION:** Fully sitting on hood of vehicle, not touching ground. Handgun is loaded and holstered as per ready condition. PCC is loaded, muzzle generally downrange

**STAGE PROCEDURE**  
At the signal, engage targets as visible from within the shooting area. Only ground surface is shooting area.

**SCORING**  
**SCORING:** Comstock, 32 rounds, 160 points  
**TARGETS:** 16 USPSA  
**SCORED HITS:** Best 2 per paper  
**START-STOP:** Audible - Last shot  
**PENALTIES:** Per current edition of USPSA Rule Book.

**SETUP NOTES:**

**RO NOTES:**  
Maintain target and prop position integrity throughout the match.



## Leave nothing to chance 3

**RULES:** USPSA Rule Book, Current Edition

**START POSITION:** Standing outside shooting area Handgun is unloaded and holstered. PCC is unloaded, buttstock below belt, muzzle generally downrange

### STAGE PROCEDURE

At the signal, engage targets as visible from within the shooting area.

### SCORING

**SCORING:** Comstock, 32 rounds, 160 points

**TARGETS:** 14 USPSA, 4 PP

**SCORED HITS:** Best 2 per paper, steel down = 1A


**START-STOP:** Audible - Last shot

**PENALTIES:** Per current edition of USPSA Rule Book.

### SETUP NOTES:

### RO NOTES:

Maintain target and prop position integrity throughout the match.



## Ups and downs 4

**RULES:** USPSA Rule Book, Current Edition

**START POSITION:** Standing behind middle barrel. Handgun is loaded on barrel. PCC is loaded, on barrel.

### STAGE PROCEDURE

At the signal, engage targets as visible from within the shooting area. Shooting ports as designated.


### SCORING

**SCORING:** Comstock, 32 rounds, 160 points  
**TARGETS:** 16 USPSA  
**SCORED HITS:** Best 2 per paper, steel down = 1A  
**START-STOP:** Audible - Last shot  
**PENALTIES:** Per current edition of USPSA Rule Book.

### SETUP NOTES:

### RO NOTES:

Maintain target and prop position integrity throughout the match.



## Always something in the way 5A

**RULES:** USPSA Rule Book, Current Edition

**START POSITION:** Standing anywhere fully outside shooting, Handgun is loaded and holstered as per ready condition.  
PCC is loaded, muzzle generally downrange.

### STAGE PROCEDURE

At the signal, engage targets as visible from within the shooting area. Shooting ports as designated.


### SCORING

**SCORING:** Comstock, 18 rounds, 90 points  
**TARGETS:** 9 USPSA  
**SCORED HITS:** Best 2 per paper  
**START-STOP:** Audible - Last shot  
**PENALTIES:** Per current edition of USPSA Rule Book.

### SETUP NOTES:

### RO NOTES:

Maintain target and prop position integrity throughout the match. Barrel to block splatter off side popper.



## Another twist 5B

**RULES:** USPSA Rule Book, Current Editor

**START POSITION:** Standing in middle shooting area, Handgun is loaded and holstered as per ready condition.  
PCC is loaded, buttstock below belt, muzzle generally downrange

### STAGE PROCEDURE

At the signal, engage targets as visible from within the shooting areas. Drop turns are not disappearing targets


### SCORING

**SCORING:** Comstock, 15 rounds, 75 points  
**TARGETS:** 5 USPSA 5 PP  
**SCORED HITS:** Best 2 hits per paper, steel down = 1A  
**START-STOP:** Audible - Last shot  
**PENALTIES:** Per current edition of USPSA Rule Book.

### SETUP NOTES:

### RO NOTES:

Maintain target and prop position integrity throughout the match.



# Take it along 6

**RULES:** USPSA Rule Book, Current Editor

**START POSITION:** Standing holding dummy in chair behind rear fault line. Handgun is loaded and holstered as per ready condition - both hands on dummy. PCC is loaded, buttstock below belt, muzzle generally downrange - one hand on dummy

**STAGE PROCEDURE**

At the signal, engage targets as visible from within the shooting area. Placing dummy on pressure pad (no other type of activation) activates swingers. Dummy must be held or on pressure pad while shooting.


**SCORING**

**SCORING:** Comstock, 32 rounds, 160 points  
**TARGETS:** 15 USPSA, 2 PP  
**SCORED HITS:** Best 2 per paper, steel down = 1A  
**START-STOP:** Audible - Last shot  
**PENALTIES:** Per current edition of USPSA Rule Book.  
 Procedural per shot fired if dummy is not held (not supported by anything other than shooter) or on pressure pad.

**SETUP NOTES:**

**RO NOTES:**

Maintain target and prop position integrity throughout the match.



## Steel prices are crazy 7

**RULES:** USPSA Rule Book, Current Editor

**START POSITION:** Standing at rear fault line, Handgun is unloaded on table as indicated. PCC is unloaded, on table as indicated , muzzle generally downrange

### STAGE PROCEDURE

At the signal, engage targets as visible from within the shooting area.

### SCORING

**SCORING:** Comstock, 32 rounds, 160 points

**TARGETS:** 32 PP

**SCORED HITS:** Steel down = 1A

**START-STOP:** Audible - Last shot


**PENALTIES:** Per current edition of USPSA Rule Book.

### SETUP NOTES:

### RO NOTES:

Maintain target and prop position integrity throughout the match.





## Around the corner 8

**RULES:** USPSA Rule Book, Current Editor

**START POSITION:** Standing outside shooting area with toes on right faultline facing left berm.  
Handgun is loaded and holstered as per ready condition. PCC is loaded, buttstock below belt, muzzle generally downrange.

### STAGE PROCEDURE

At the signal, engage targets as visible from within the shooting area. Pressure pad activates swinger.


### SCORING

**SCORING:** Comstock, 32 rounds, 160 points  
**TARGETS:** 12 USPSA, 8 PP  
**SCORED HITS:** Best 2 per paper, steel down = 1A  
**START-STOP:** Audible - Last shot  
**PENALTIES:** Per current edition of USPSA Rule Book.

### SETUP NOTES:

### RO NOTES:

Maintain target and prop position integrity throughout the match.



## Short game 9A

**RULES:** USPSA Rule Book, Current Edition

**START POSITION:** Standing anywhere in the shooting area, Handgun is loaded and holstered as per ready condition.  
PCC is loaded, buttstock below belt, muzzle generally downrange

### STAGE PROCEDURE

At the signal, engage targets as visible from within the shooting area. Shooting ports as designated.

### SCORING

**SCORING:** Comstock, 14 rounds, 70 points

**TARGETS:** 4 USPSA, 6 PP

**SCORED HITS:** Best 2 per paper Steel down = 1A

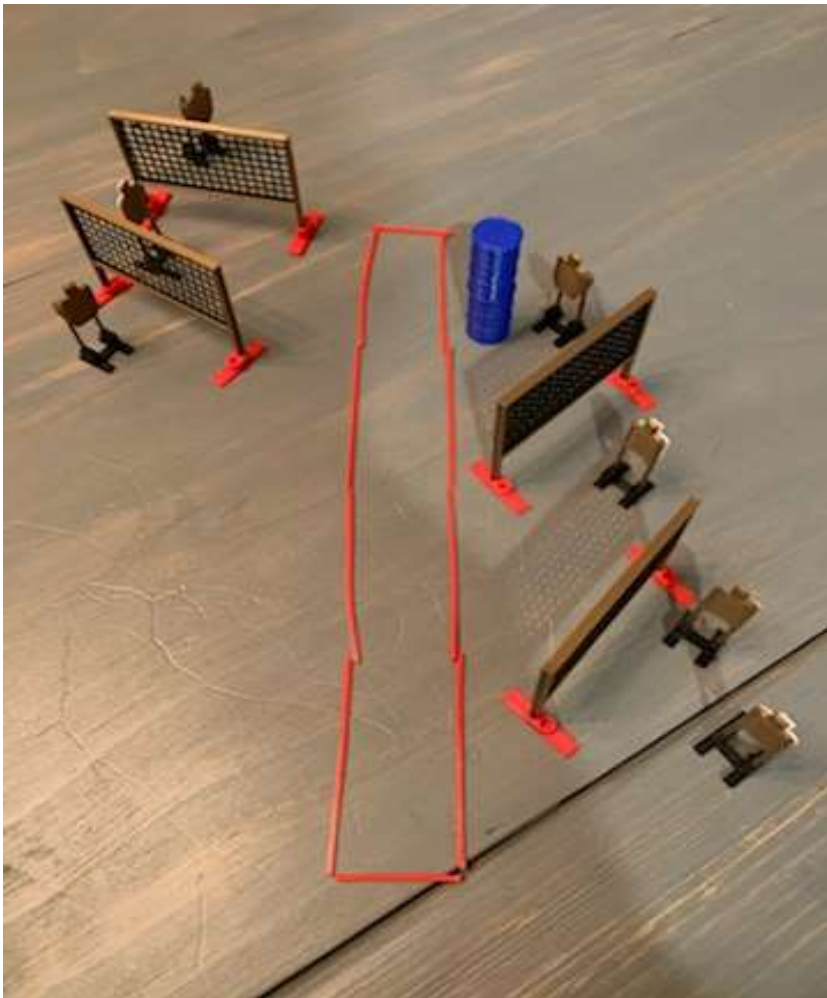
**START-STOP:** Audible - Last shot

**PENALTIES:** Per current edition of USPSA Rule Book.

### SETUP NOTES:

### RO NOTES:

Maintain target and prop position integrity throughout the match.




## Can you count Area 3 version 9B

**RULES:** USPSA Rule Book, Current Edition

**START POSITION:** Standing in shooting area with heels on rear fault line. Handgun is loaded and holstered as per ready condition. PCC is loaded, buttstock below belt, muzzle generally downrange

<b>STAGE PROCEDURE</b>	<b>SCORING</b>
<p>At the signal, engage targets with the required rounds as visible from within the shooting area. Targets are numbered counter clockwise starting with right target closest to rear fault line.</p>	<p><b>SCORING:</b> Comstock, 28 rounds, 140 points  <b>TARGETS:</b> 7 USPSA            T1=BEST HIT, T2=BEST 2 HITS, T3=BEST 3 HITS, T4=BEST 4 HITS, T5=BEST 5 HITS, T6=BEST 6 HITS, T7=BEST 7 HITS  <b>SCORED HITS:</b> HITS, T7=BEST 7 HITS  <b>START-STOP:</b> Audible - Last shot  <b>PENALTIES:</b> Per current edition of USPSA Rule Book.</p>
<p><b>SETUP NOTES:</b></p>	<p><b>RO NOTES:</b>            Maintain target and prop position integrity throughout the match.</p>




# No counting 10

**RULES:** USPSA Rule Book, Current Edition

**START POSITION:** Standing in the shooting area, Handgun is unloaded on barrel. PCC is unloaded on barrel, muzzle generally downrange. All ammo to be used is on different barrel

STAGE PROCEDURE	SCORING
<p>At the signal, engage targets as available from within the shooting area.</p>	<p><b>SCORING:</b> Comstock, 32 rounds, 160 points  <b>TARGETS:</b> 32 classic</p> <p><b>SCORED HITS:</b> Best 1 hit per paper  <b>START-STOP:</b> Audible - Last shot  <b>PENALTIES:</b> Per current edition of USPSA Rule Book.</p>

<p><b>SETUP NOTES:</b></p>	<p><b>RO NOTES:</b>            Maintain target and prop position integrity throughout the match.</p>
----------------------------	--



## Time to move forward 11

**RULES:** USPSA Rule Book, Current Edition

**START POSITION:** Standing completely outside shooting area, touching rear fault line. Handgun is loaded and holstered as per ready condition. PCC is loaded, buttstock below belt, muzzle generally downrange

### STAGE PROCEDURE

At the signal, engage targets as visible from within the shooting area.

### SCORING


**SCORING:** Comstock, 32 rounds, 160 points  
**TARGETS:** 14 USPSA, 4 PP  
**SCORED HITS:** Best 2 per paper, steel down = 1A  
**START-STOP:** Audible - Last shot  
**PENALTIES:** Per current edition of USPSA Rule Book.

### SETUP NOTES:

### RO NOTES:

Maintain target and prop position integrity throughout the match.





## It's the last one 12

**RULES:** USPSA Rule Book, Current Editor

**START POSITION:** Standing on anywhere fully outside the shooting area. Handgun is loaded and holstered as per ready condition wrists below belt. PCC is loaded, buttstock below belt, muzzle generally downrange.

### STAGE PROCEDURE

At the signal, engage targets as visible from within the shooting area.

### SCORING

**SCORING:** Comstock, 32 rounds, 160 points  
**TARGETS:** 13 USPSA, 6 PP  
**SCORED HITS:** Best 2 per paper, steel down = 1A  
**START-STOP:** Audible - Last shot  
**PENALTIES:** Per current edition of USPSA Rule Book.

### SETUP NOTES:

### RO NOTES:

Maintain target and prop position integrity throughout the match.