



FLINT & WALLING


Zoeller Family of Water Solutions™

Pressure Booster Pumps

PRESSURES TO 200 PSI

The pressure booster pump is designed to increase water pressure from city mains or private water systems. Applications include pressure cleaning, spray or mist

systems, jockey pumps, booster service, reverse osmosis, water circulation and general purpose pumping.



††NOTE: Models with TEFC motors are not CSA certified

1/3 - 3 HP 60Hz or 50Hz 5, 7, 10, 19, 27, 35, 55 & 85 GPM Stainless Steel, Powder Coated Cast Iron or Cast Iron Models

Material Construction			
Component Description	Stainless Steel Models 5, 7, 10, 19, 27 & 35 GPM 1/3 thru 3 HP	Powder-coated Models 5, 7, 10, 19, 27 & 35 GPM 1/3 thru 3 HP	Cast Iron Models 5, 7, 10, 19, 27 & 35 GPM 1/3 thru 3 HP
Suction and Discharge Casting	304 (CF-8) stainless steel	Powder coated cast iron	Cast Iron
Pump Shell	304 heavy wall stainless steel	304 heavy wall stainless steel	304 heavy wall stainless steel
Staging*	Noryl® impellers and diffusers; type 304 stainless steel floating bearing inserts and acetal diffuser plates	Noryl® impellers and diffusers; type 304 stainless steel floating bearing inserts and acetal diffuser plates	Noryl® impellers and diffusers; type 304 stainless steel floating bearing inserts and acetal diffuser plates
Pump Shaft and Motor Coupling Assembly	303 stainless steel hex shaft with 316 S.S. motor to shaft coupling	416 stainless steel hex shaft with 316 S.S. motor to shaft coupling	416 stainless steel hex shaft with 316 S.S. motor to shaft coupling
Shaft Seal	Carbon-silicon carbide, stainless steel spring, and Viton®	Carbon-silicon carbide, stainless steel spring, and Buna-N	Carbon-silicon carbide, stainless steel spring, and Buna-N
O-Rings	Viton®	Buna N	Buna-N
Motor	Open drip proof (ODP) and Totally enclosed fan cooled (TEFC) motors available with single or three phase options.		

* Replacement cartridge assembly available for all models. Includes all necessary parts to restore pumps to like-new performance. No special tools required.

Noryl® is a registered trademark of General Electric.

Viton® is a registered trademark of Dupont.

PERFORMANCE CURVES

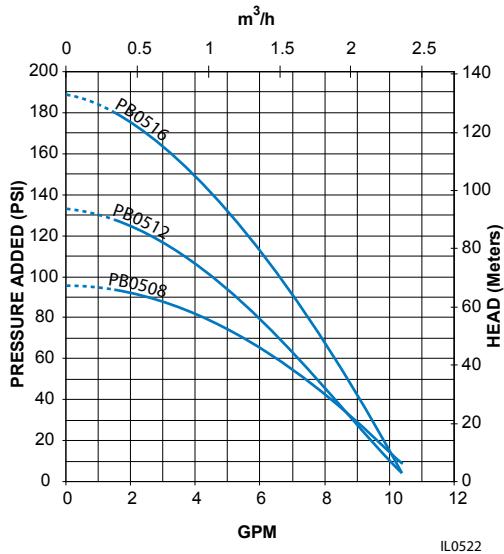
3450 RPM 60 Hz



FLINT & WALLING

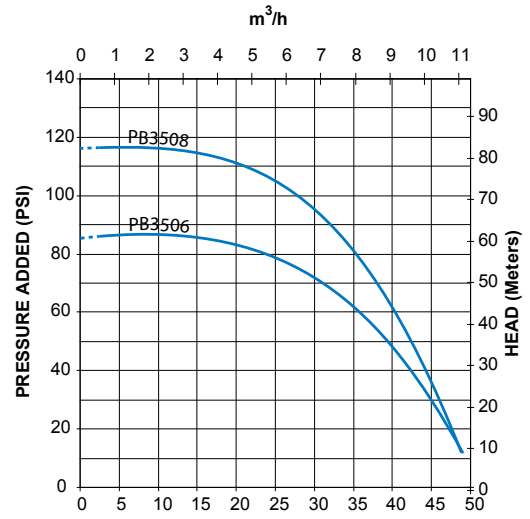
Zoeller Family of Water Solutions™

5 GPM



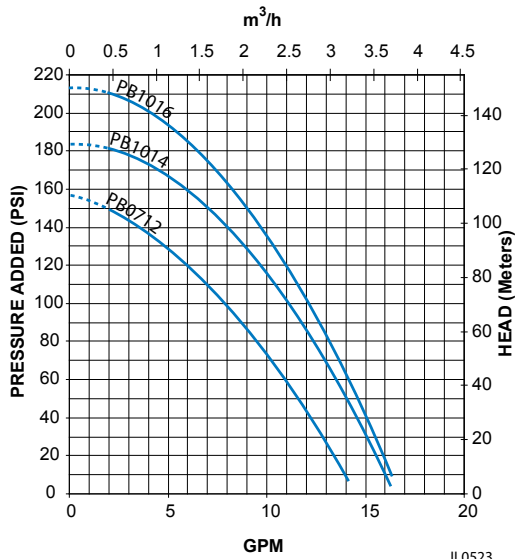
IL0522

35 GPM



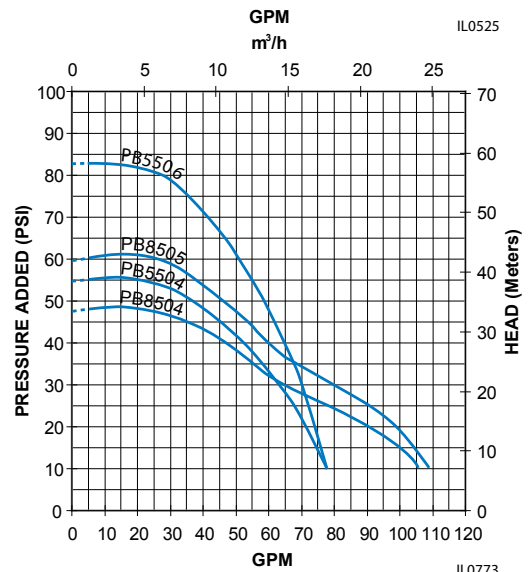
IL0525

7 and 10 GPM



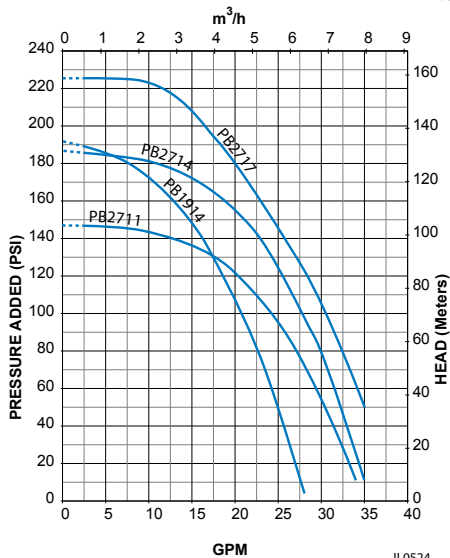
IL0523

55 & 85 GPM



IL0773

19 & 27 GPM



IL0524

Do not operate pumps in flow range indicated by dotted line.

PERFORMANCE CURVES

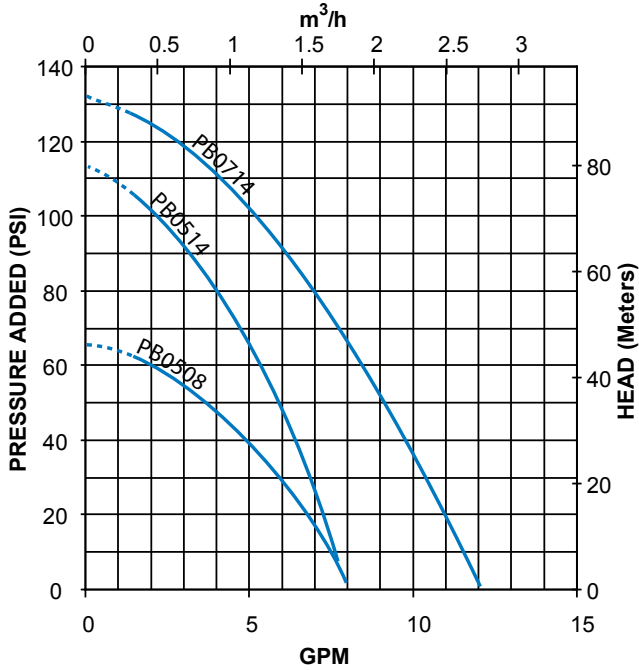
2850 RPM 50 Hz



FLINT & WALLING

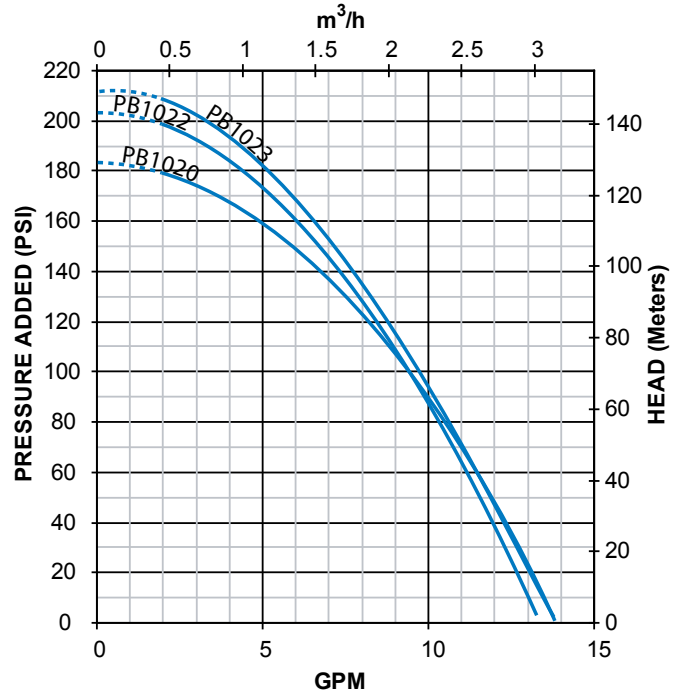
Zoeller Family of Water Solutions™

5 and 7 GPM



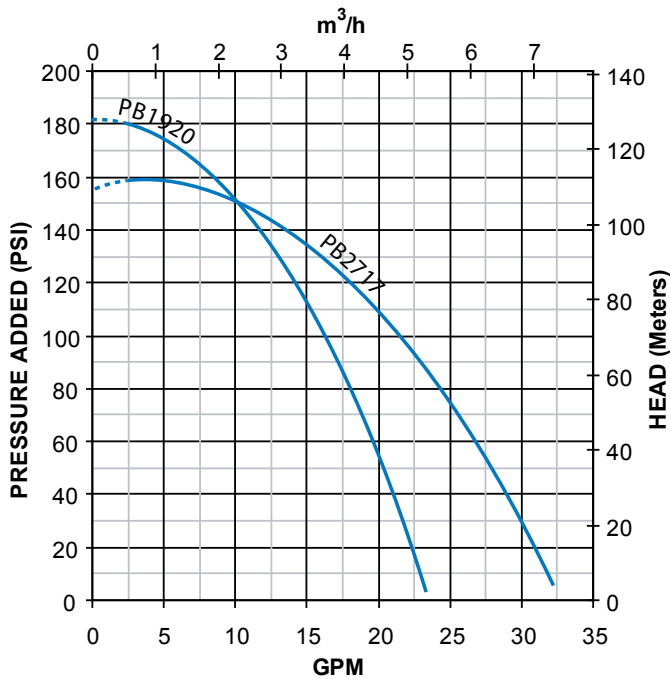
IL0507

10 GPM



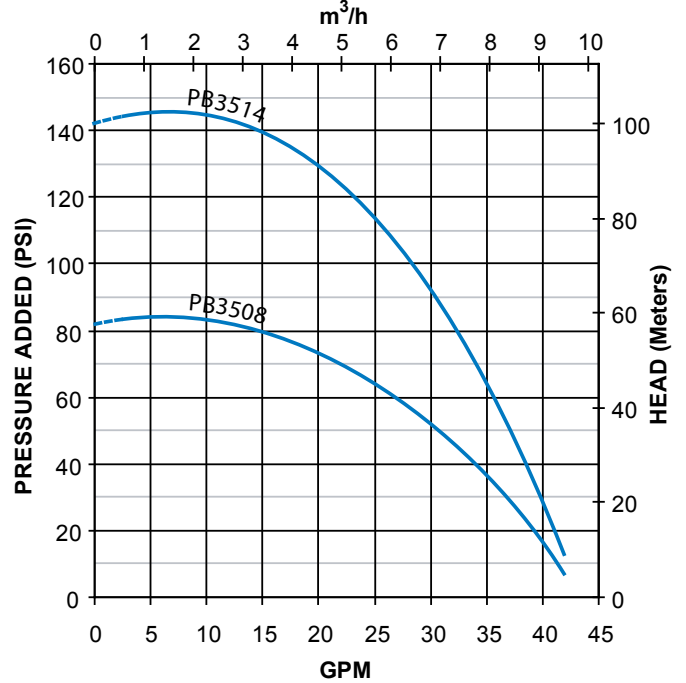
IL0508

19 & 27 GPM



IL0509

35 GPM



IL0510

Do not operate pumps in flow range indicated by dotted line.