


Silly Scrapbook



Directions

1. After each of Silly's tricks, have your child record the trick on a page in their Silly Scrapbook.
 - Have your child draw Silly's trick in the "What was Silly's trick today?" box.
 - Have your child describe Silly's trick in the line below.
 - Optional: Take photos of Silly's tricks and print them out. Have your child glue the photos onto the Silly Scrapbook pages.
2. Assemble the scrapbook.
 - Have your child decorate the cover.
 - Cut along the dotted line of each page.
 - Staple the pages together.







My
Silly Scrapbook

By _____

What was Silly's trick today?



What was Silly's trick today?





What was Silly's trick today?

