

Leaves




LED LIGHTING

WAREHOUSE LIGHTING

P series COB High Bay Light

Beam Angle: 05=45°; 06=90°; 07=120°



Model Number	Photo	Description	Price
GK-050-AW-W-P-05/06/07		1pcs, 50W, AC100-240V, 50/60Hz, 0.6A, PF≥0.9, 5155lm, IP65, white, 45°, 06-90°, 07-120°	05- \$ 196.10
GK-050-AW-NW-P-05/06/07		1pcs, 50W, AC100-240V, 50/60Hz, 0.6A, PF≥0.9, 120°, 4817lm, IP65, natural white, 45°, 06-90°, 07-120°	05- \$ 196.10
GK-050-AW-WW-P-05/06/07		1pcs, 50W, AC100-240V, 50/60Hz, 0.6A, PF≥0.9, 120°, 4432lm, IP65, warm white 45°, 06-90°, 07-120°	05- \$ 196.10
GK-080-AW-W-P-05/06/07		1pcs, 80W, AC100-277V, 50/60Hz, 0.9A, PF≥0.9, 8209lm, IP65, White 45°, 06-90°, 07-120°	05- \$ 234.80
GK-080-AW-NW-P-05/06/07		1pcs, 80W, AC100-277V, 50/60Hz, 0.9A, PF≥0.9, 7744lm, IP65, Natural white 45°, 06-90°, 07-120°	05- \$ 234.80
GK-080-AW-WW-P-05/06/07		1pcs, 80W, AC100-277V, 50/60Hz, 0.9A, PF≥0.9, 7202lm, IP65, Warm white 45°, 06-90°, 07-120°	05- \$ 234.80
GK-100-AW-W-P-05/06/07		1pcs, 100W, AC100-277V, 50/60Hz, 1.2A, PF≥0.9, 10023lm, IP65, White 45°, 06-90°, 07-120°	05- \$ 259.40







GK-100-AW-NW-P-05/06/07

1pcs, 100W, AC100-277V, 50/60Hz , 1.2A,
PF \geq 0.9, 9367lm, IP65, Natural white 05- \$ 259.40
45°, 06-90°, 07-120°

GK-100-AW-WW-P-05/06/07

1pcs, 100W, AC100-277V, 50/60Hz , 1.2A,
PF \geq 0.9, 8618lm, IP65, Warm white 05- \$ 259.40
45°, 06-90°, 07-120°

GK-120-AW-W-P-05/06/07		3pcs, 120W, AC100-277V, 50/60Hz , 1.4A, PF≥0.9, 12026lm, IP65, White 45°, 06-90°, 07-120°	05-	\$	335.60
GK-120-AW-NW-P-05/06/07		3pcs, 120W, AC100-277V, 50/60Hz , 1.4A, PF≥0.9, 11346lm, IP65, Natural white 45°, 06-90°, 07-120°	05-	\$	335.60
GK-120-AW-WW-P-05/06/07		3pcs, 120W, AC100-277V, 50/60Hz , 1.4A, PF≥0.9, 10551lm, IP65, Warm white 45°, 06-90°, 07-120°	05-	\$	335.60
GK-150-AW-W-P-05/06/07		3pcs, 150W, AC100-277V, 50/60Hz , 1.8A, PF≥0.9, 14809lm, IP65, White 45°, 06-90°, 07-120°	05-	\$	346.70
GK-150-AW-NW-P-05/06/07		3pcs, 150W, AC100-277V, 50/60Hz , 1.8A, PF≥0.9, 13840lm, IP65, Natural white 45°, 06-90°, 07-120°	05-	\$	346.70
GK-150-AW-WW-P-05/06/07		3pcs, 150W, AC100-277V, 50/60Hz , 1.8A, PF≥0.9, 12733lm, IP65, Warm white 45°, 06-90°, 07-120°	05-	\$	346.70
GK-200-AW-W-P-05/06/07		3pcs, 200W, AC100-277V, 50/60Hz , 2.3A, PF≥0.9, 20285lm, IP65, White 45°, 06-90°, 07-120°	05-	\$	482.60
GK-200-AW-NW-P-05/06/07		3pcs, 200W, AC100-277V, 50/60Hz , 2.3A, PF≥0.9, 18958lm, IP65, Natural white 45°, 06-90°, 07-120°	05-	\$	482.60
GK-200-AW-WW-P-05/06/07		3pcs, 200W, AC100-277V, 50/60Hz , 2.3A, PF≥0.9, 17441lm, IP65, Warm white 45°, 06-90°, 07-120°	05-	\$	482.60
GK-250-AW-W-P-05/06/07		3pcs, 250W, AC100-277V, 50/60Hz , 2.8A, PF≥0.9, 25409lm, IP65, White 45°, 06-90°, 07-120°	05-	\$	550.70
GK-250-AW-NW-P-05/06/07		3pcs, 250W, AC100-277V, 50/60Hz , 2.8A, PF≥0.9, 23971lm, IP65, Natural white 45°, 06-90°, 07-120°	05-	\$	550.70

GK-250-AW-WW-P-05/06/07



3pcs, 250W, AC100-277V, 50/60Hz , 2.8A,
PF \geq 0.9, 22293lm, IP65, Warm white
45°, 06-90°, 07-120°

05- \$ 550.70

GK-300-AW-W-P-05/06/07		3pcs, 300W, AC100-277V, 50/60Hz , 3.6A, PF≥0.9, 32634lm, IP65, White 45°, 06-90°, 07-120°	05-	\$	705.50
GK-300-AW-NW-P-05/06/07		3pcs, 300W, AC100-277V, 50/60Hz , 3.6A, PF≥0.9, 30787lm, IP65, Natural white 45°, 06-90°, 07-120°	05-	\$	705.50
GK-300-AW-WW-P-05/06/07		3pcs, 300W, AC100-277V, 50/60Hz , 3.6A, PF≥0.9, 28631lm, IP65, Warm white 45°, 06-90°, 07-120°	05-	\$	705.50

Accessories for Highbay




205-05-0006-750		PC cover, only 45 degree available, for 50-100W, Φ310*189mm		\$	36.00
205-05-0006-751		PC cover, only 45 degree available, for 120-300W, Φ410*265mm		\$	36.00

Price for 3 pin cable is \$1.00 per meter; price for 4 pin or 5 pin cable is \$1.50 per meter; price for 3 pin cable with connector is \$1.50 per meter; price for 4 pin or 5 pin cable with connector is \$2.00 per meter.

P series high bay UL type
15:45°, 16:19°, 17:120°, three beam angle are available



Model Number	Photo	Description		Price
GK-050-AW-W-P-D17		1pcs, COB LED, 50W, AC100-277V , 50/60Hz, CRI>70, PF≥0.9, 120°, 5300lm, 4700-5300k, white	\$	196.10
GK-050-AW-NW-P-D17		1pcs, COB LED, 50W, AC100-277V , 50/60Hz, CRI>70, PF≥0.9, 120°, 5280m, 3800-4200k, Natural white	\$	196.10
GK-050-AW-WW-P-D17		1pcs, COB LED, 50W, AC100-277V , 50/60Hz, CRI>70, PF≥0.9, 120°, 5250lm, 2700-3200k, Warm white	\$	196.10

GK-100-AW-W-P-D17		1pcs, COB LED, 100W, AC100-277V , 50/60Hz, CRI>70, PF≥0.9, 120°, 10780lm, 4700-5300k, white	\$	275.90
GK-100-AW-NW-P-D17		1pcs, COB LED, 100W, AC100-277V , 50/60Hz, CRI>70, PF≥0.9, 120°, 10610lm, 3800-4200k, Natural white	\$	275.90
GK-100-AW-WW-P-D17		1pcs, COB LED, 100W, AC100-277V , 50/60Hz, CRI>70, PF≥0.9, 120°, 10510lm, 2700-3200k, Warm white	\$	275.90
GK-150-AW-W-P-D17		3pcs, COB LED, 150W, AC100-277V , 50/60Hz, CRI>70, PF≥0.9, 120°, 16120lm, 4700-5300k, white	\$	341.30
GK-150-AW-NW-P-D17		3pcs, COB LED, 150W, AC100-277V , 50/60Hz, CRI>70, PF≥0.9, 120°, 15930lm, 3800-4200k, Natural white	\$	341.30
GK-150-AW-WW-P-D17		3pcs, COB LED, 150W, AC100-277V , 50/60Hz, CRI>70, PF≥0.9, 120°, 15790lm, 2700-3200k, Warm white	\$	341.30
GK-200-AW-W-P-D17		3pcs, COB LED, 200W, AC100-277V , 50/60Hz, CRI>70, PF≥0.9, 120°, 21300lm, 4700-5300k, white	\$	401.60
GK-200-AW-NW-P-D17		3pcs, COB LED, 200W, AC100-277V , 50/60Hz, CRI>70, PF≥0.9, 120°, 21200lm, 3800-4200k, Natural white	\$	401.60
GK-200-AW-WW-P-D17		3pcs, COB LED, 200W, AC100-277V , 50/60Hz, CRI>70, PF≥0.9, 120°, 21000lm, 2700-3200k, Warm white	\$	401.60
Accessories for Highbay				
205-05-0006-750		PC cover, only 45 degree available, for 50-100W, ϕ 310*189mm	\$	36.00

205-05-0006-751






PC cover, only 45 degree available,
for 120-300W, Φ 410*265mm

\$

36.00

P series high bay with Microwave sensor
 15:45°, 16:19°, 17:120°, three beam angle are available



Model Number	Photo	Description	Price
GK-050-AW-W-P-S17		1pcs, COB LED, 50W, AC100-277V , 50/60Hz, CRI>70, PF≥0.9, 120°, 5300lm, 4700-5300k, white	\$ 284.60
GK-050-AW-NW-P-S17		1pcs, COB LED, 50W, AC100-277V , 50/60Hz, CRI>70, PF≥0.9, 120°, 5280m, 3800-4200k, Natural white	\$ 284.60
GK-050-AW-WW-P-S17		1pcs, COB LED, 50W, AC100-277V , 50/60Hz, CRI>70, PF≥0.9, 120°, 5250lm, 2700-3200k, Warm white	\$ 284.60
GK-100-AW-W-P-S17		1pcs, COB LED, 100W, AC100-277V , 50/60Hz, CRI>70, PF≥0.9, 120°, 10780lm, 4700-5300k, white	\$ 364.40
GK-100-AW-NW-P-S17		1pcs, COB LED, 100W, AC100-277V , 50/60Hz, CRI>70, PF≥0.9, 120°, 10610lm, 3800-4200k, Natural white	\$ 364.40
GK-100-AW-WW-P-S17		1pcs, COB LED, 100W, AC100-277V , 50/60Hz, CRI>70, PF≥0.9, 120°, 10510lm, 2700-3200k, Warm white	\$ 364.40
GK-150-AW-W-P-S17		3pcs, COB LED, 150W, AC100-277V , 50/60Hz, CRI>70, PF≥0.9, 120°, 16120lm, 4700-5300k, white	\$ 429.80
GK-150-AW-NW-P-S17		3pcs, COB LED, 150W, AC100-277V , 50/60Hz, CRI>70, PF≥0.9, 120°, 15930lm, 3800-4200k, Natural white	\$ 429.80
GK-150-AW-WW-P-S17		3pcs, COB LED, 150W, AC100-277V , 50/60Hz, CRI>70, PF≥0.9, 120°, 15790lm, 2700-3200k, Warm white	\$ 429.80

GK-200-AW-W-P-S17		3pcs, COB LED, 200W, AC100-277V , 50/60Hz, CRI>70, PF≥0.9, 120°, 21300lm, 4700-5300k, white	\$	481.10
GK-200-AW-NW-P-S17		3pcs, COB LED, 200W, AC100-277V , 50/60Hz, CRI>70, PF≥0.9, 120°, 21200lm, 3800-4200k, Natural white	\$	481.10
GK-200-AW-WW-P-S17		3pcs, COB LED, 200W, AC100-277V , 50/60Hz, CRI>70, PF≥0.9, 120°, 21000lm, 2700-3200k, Warm white	\$	481.10

Note: In the suffix of product model, letter "D" means 1-10V dimming, "S" means sensor-activated, Figure 15/16/17 for different beam angle of frosted lampshade, Numbers 18/19 for different beam angle of PC lampshade.

Linear High Bay Series, UL Rated
Available Black housing or Silver housing
30°*70°, 70°*120°, 120°*120° are UL certified, 70°*120° is also DLC certified



Model Number	Photo		Price
GK-090-AW-W-L-D11		60PCS, SEOUL 1919LED, Sosen driver, 90W, 5000K, white, 10670lm, 1.1A, 70°*120°, AC100-277V,50/60Hz, CRI>70, PE>0.9 L*W*H: 348*204*145mm	\$ 292.70
GK-090-AW-NW-L-D11		60PCS, SEOUL 1919LED, Sosen driver, 90W, 4000K, Natural white, 10190lm, 1.1A, 70°*120°, AC100-277V,50/60Hz, CRI>70, PE>0.9 L*W*H: 348*204*145mm	\$ 292.70
GK-090-AW-WW-L-D11		60PCS, SEOUL 1919LED, Sosen driver, 90W, 3000K, Warm white, 9450lm, 1.1A, 70°*120°, AC100-277V,50/60Hz, CRI>70, PE>0.9 L*W*H: 348*204*145mm	\$ 292.70
GK-120-AW-W-L-D11		90PCS, SEOUL 1919LED, Sosen driver, 120W, 5000K, white, 14130lm,1.4A, 70°*120°, AC100-277V,50/60Hz, CRI>70, PE>0.9 L*W*H: 460*204*145mm	\$ 359.10
GK-120-AW-NW-L-D11		90PCS, SEOUL 1919LED, Sosen driver, 120W, 4000K, Natural white, 13500lm,1.4A, 70°*120°, AC100-277V,50/60Hz, CRI>70, PE>0.9 L*W*H: 460*204*145mm	\$ 359.10
GK-120-AW-WW-L-D11		90PCS, SEOUL 1919LED, Sosen driver, 120W, 3000K, Warm white, 12630lm, 1.4A, 70°*120°, AC100-277V,50/60Hz, CRI>70, PE>0.9 L*W*H: 460*204*145mm	\$ 359.10

GK-150-AW-W-L-D11		120PCS, SEOUL 1919LED, Sosen driver, 150W, 5000K, white, 17740lm, 1.8A, 70°*120°, AC100-277V,50/60Hz, CRI>70, PE>0.9 L*W*H: 574*204*145mm	\$	434.60
GK-150-AW-NW-L-D11		120PCS, SEOUL 1919LED, Sosen driver, 150W, 4000K, Natural white, 16940lm, 1.8A, 70°*120°, AC100-277V, 50/60Hz, CRI>70, PE>0.9 L*W*H: 574*204*145mm	\$	434.60
GK-150-AW-WW-L-D11		120PCS, SEOUL 1919LED, Sosen driver,150W, 3000K, Warm white, 15750lm, 1.8A, 70°*120°, AC100-277V,50/60Hz, CRI>70, PE>0.9 L*W*H: 574*204*145mm	\$	434.60
GK-200-AW-W-L-D11		150PCS, SEOUL 1919LED, Sosen driver, 200W, 5000K, white, 23780lm, 2.3A, 70°*120°, AC100-277V,50/60Hz, CRI>70, PE>0.9 *W*H: 687*204*145mm	\$	542.90
GK-200-AW-NW-L-D11		150PCS, SEOUL 1919LED, Sosen driver, 200W, 4000K, Natural white, 22680lm, 2.3A, 70°*120°, AC100-277V, 50/60Hz, CRI>70, PE>0.9 L*W*H: 687*204*145mm	\$	542.90
GK-200-AW-WW-L-D11		150PCS, SEOUL 1919LED, Sosen driver,200W, 3000K, Warm white, 21060lm, 2.3A, 70°*120°, AC100-277V,50/60Hz, CRI>70, PE>0.9 L*W*H: 687*204*145mm	\$	542.90
695-01-2001-005		ceiling installation accessory, black color, 1pcs	\$	12.00
695-01-2001-007		hanging installation accessory, 2pcs	\$	18.00

Linear High Bay Series, Sensor-Activated

Available Black housing or Silver housing

30°*70°, 70°*120°, 120°*120° are UL certified, 70°*120° is DLC certified

Model number ending in 10 means 30°*70°, 11 means 70°*120°, 12 means 120°*120°





Model Number	Photo	Description		
GK-090-AW-W-L-S11		60PCS, SEOUL 1919LED, Sosen driver, 90W, 5000K, white, 10670lm, 1.1A, 70°*120°, AC100-277V,50/60Hz, CRI>70, PE>0.9 L*W*H: 348*204*145mm	\$	361.70
GK-090-AW-NW-L-S11		60PCS, SEOUL 1919LED, Sosen driver, 90W, 4000K, Natural white, 10190lm, 1.1A, 70°*120°, AC100-277V,50/60Hz, CRI>70, PE>0.9 L*W*H: 348*204*145mm	\$	361.70
GK-090-AW-WW-L-S11		60PCS, SEOUL 1919LED, Sosen driver, 90W, 3000K, Warm white, 9450lm, 1.1A, 70°*120°, AC100-277V,50/60Hz, CRI>70, PE>0.9 L*W*H: 348*204*145mm	\$	361.70
GK-120-AW-W-L-S11		90PCS, SEOUL 1919LED, Sosen driver, 120W, 5000K, white, 14130lm,1.4A, 70°*120°, AC100-277V,50/60Hz, CRI>70, PE>0.9 L*W*H: 460*204*145mm	\$	428.00
GK-120-AW-NW-L-S11		90PCS, SEOUL 1919LED, Sosen driver, 120W, 4000K, Natural white, 13500lm,1.4A, 70°*120°, AC100-277V,50/60Hz, CRI>70, PE>0.9 L*W*H: 460*204*145mm	\$	428.00
GK-120-AW-WW-L-S11		90PCS, SEOUL 1919LED, Sosen driver, 120W, 3000K, Warm white, 12630lm, 1.4A, 70°*120°, AC100-277V,50/60Hz, CRI>70, PE>0.9 L*W*H: 460*204*145mm	\$	428.00
GK-150-AW-W-L-S11		120PCS, SEOUL 1919LED, Sosen driver, 150W, 5000K, white, 17740lm, 1.8A, 70°*120°, AC100-277V,50/60Hz, CRI>70, PE>0.9 L*W*H: 574*204*145mm	\$	503.20
GK-150-AW-NW-L-S11		120PCS, SEOUL 1919LED, Sosen driver, 150W, 4000K, Natural white, 16940lm, 1.8A, 70°*120°, AC100-277V, 50/60Hz, CRI>70, PE>0.9 L*W*H: 574*204*145mm	\$	503.20


GK-150-AW-WW-L-S11

120PCS, SEOUL 1919LED, Sosen driver,150W,
3000K, Warm white, 15750lm, 1.8A,
70°*120°, AC100-277V,50/60Hz, CRI>70,
PE>0.9 L*W*H: 574*204*145mm

\$ 503.20

GK-200-AW-W-L-S11		150PCS, SEOUL 1919LED, Sosen driver, 200W, 5000K, white, 23780lm, 2.3A, 70°*120°, AC100-277V,50/60Hz, CRI>70, PE>0.9 L*W*H: 687*204*145mm	\$	611.90
GK-200-AW-NW-L-S11		150PCS, SEOUL 1919LED, Sosen driver, 200W, 4000K, Natural white, 22680lm, 2.3A, 70°*120°, AC100-277V, 50/60Hz, CRI>70, PE>0.9 L*W*H: 687*204*145mm	\$	611.90
GK-200-AW-WW-L-S11		150PCS, SEOUL 1919LED, Sosen driver,200W, 3000K, Warm white, 21060lm, 2.3A, 70°*120°, AC100-277V,50/60Hz, CRI>70, PE>0.9 L*W*H: 687*204*145mm	\$	611.90

695-01-2001-005		ceiling installation accessory, black color, 1pcs	\$	12.00
-----------------	---	---	----	-------

695-01-2001-007		hanging installation accessory, 2pcs	\$	18.00
-----------------	--	--------------------------------------	----	-------

Linear High Bay series CE Rated (not UL)

Available Black or Silver housing

Beam Angles: 30°*70°, 70°*120°, 120°*120°



Model Number	Photo	Description		Price
GK-090-AW-W-L-16		60PCS, SEOUL 1919LED, Sosen driver, 90W, 5000K, white, 10670lm, 1.1A, 70°*120°, AC100-277V,50/60Hz, CRI>70, PE>0.9 L*W*H: 348*204*145mm	\$	177.70
GK-090-AW-NW-L-16		60PCS, SEOUL 1919LED, Sosen driver, 90W, 4000K, Natural white, 10190lm, 1.1A, 70°*120°, AC100-277V,50/60Hz, CRI>70, PE>0.9 L*W*H: 348*204*145mm	\$	277.70
GK-090-AW-WW-L-16		60PCS, SEOUL 1919LED, Sosen driver, 90W, 3000K, Warm white, 9450lm, 1.1A, 70°*120°,AC100-277V,50/60Hz, CRI>70, PE>0.9 L*W*H: 348*204*145mm	\$	277.70

GK-120-AW-W-L-16		90PCS, SEOUL 1919LED, Sosen driver, 120W, 5000K, white, 14130lm,1.4A, 70°*120°, AC100- 277V,50/60Hz, CRI>70, PE>0.9 L*W*H: 460*204*145mm	\$	354.50
GK-120-AW-NW-L-16		90PCS, SEOUL 1919LED, Sosen driver, 120W, 4000K, Natural white, 13500lm,1.4A, 70°*120°, AC100-277V,50/60Hz, CRI>70, PE>0.9 L*W*H: 460*204*145mm	\$	354.50
GK-120-AW-WW-L-16		90PCS, SEOUL 1919LED, Sosen driver, 120W, 3000K, Warm white, 12630lm, 1.4A, 70°*120°, AC100-277V,50/60Hz, CRI>70, PE>0.9 L*W*H: 460*204*145mm	\$	354.50
GK-150-AW-W-L-16		120PCS, SEOUL 1919LED, Sosen driver, 150W, 5000K, white, 17740lm, 1.8A, 70°*120°, AC100- 277V,50/60Hz, CRI>70, PE>0.9 L*W*H: 574*204*145mm	\$	429.50
GK-150-AW-NW-L-16		120PCS, SEOUL 1919LED, Sosen driver, 150W, 4000K, Natural white, 16940lm, 1.8A, 70°*120°, AC100-277V, 50/60Hz, CRI>70, PE>0.9 L*W*H: 574*204*145mm	\$	429.50
GK-150-AW-WW-L-16		120PCS, SEOUL 1919LED, Sosen driver,150W, 3000K, Warm white, 15750lm, 1.8A, 70°*120°, AC100-277V,50/60Hz, CRI>70, PE>0.9 L*W*H: 574*204*145mm	\$	429.50

GK-200-AW-W-L-16



150PCS, SEOUL 1919LED, Sosen driver, 200W,
5000K, white, 23780lm, 2.3A, 70°*120°, AC100-
277V,50/60Hz, CRI>70, PE>0.9
L*W*H: 687*204*145mm

\$ 538.40

GK-200-AW-NW-L-16

150PCS, SEOUL 1919LED, Sosen driver, 200W,
4000K, Natural white, 22680lm, 2.3A,
70°*120°, AC100-277V, 50/60Hz, CRI>70,
PE>0.9 L*W*H: 687*204*145mm

\$ 538.40

GK-200-AW-WW-L-16

150PCS, SEOUL 1919LED, Sosen driver,200W,
3000K, Warm white, 21060lm, 2.3A,
70°*120°, AC100-277V,50/60Hz, CRI>70,
PE>0.9 L*W*H: 687*204*145mm

\$ 538.40

GK-240-AW-W-L-16

180PCS, SEOUL 1919LED, Sosen driver, 240W,
5500-6500K, white, 29790lm, 2.8A, 70°*120°,
AC100-277V,50/60Hz, CRI>70, PE>0.9
L*W*H: 800*204*145mm

\$ 634.40

GK-240-AW-NW-L-16



180PCS, SEOUL 1919LED, Sosen driver, 240W,
4000-4500K, Natural white, 29610lm, 2.8A,
70°*120°, AC100-277V, 50/60Hz, CRI>70,
PE>0.9 L*W*H: 800*204*145mm

\$ 634.40

GK-240-AW-WW-L-16

180PCS, SEOUL 1919LED, Sosen driver,240W,
2700-3200K, Warm white, 28170lm, 2.8A,
70°*120°, AC100-277V,50/60Hz, CRI>70,
PE>0.9 L*W*H: 800*204*145mm

\$ 634.40

GK-280-AW-W-L-16



210PCS, SEOUL 1919LED, Sosen driver, 280W,
5500-6500K, white, 34130lm,3.3A, 70°*120°,
AC100-277V,50/60Hz, CRI>70, PE>0.9
L*W*H: 913*204*145mm

\$ 849.50

GK-280-AW-NW-L-16



210PCS, SEOUL 1919LED, Sosen driver, 280W,
4000-4500K, Natural white, 33080lm, 3.3A,
70°*120°, AC100-277V, 50/60Hz, CRI>70,
PE>0.9 L*W*H: 913*204*145mm

\$ 849.50

GK-280-AW-WW-L-16		210PCS, SEOUL 1919LED, Sosen driver,280W, 2700-3200K, Warm white, 31120lm,3.3A, 70°*120°, AC100-277V,50/60Hz, CRI>70, PE>0.9 L*W*H: 913*204*145mm	\$	849.50
695-01-2001-005		ceiling installation accessory, black color, 1pcs	\$	12.00
695-01-2001-007		hanging installation accessory, 2pcs	\$	18.00
MW Linear High Bay Series Available Black or Silver housing		     		
Model Number	Photo	Description	Price	
GK-090-AW-W-L-04		60pcs,SEOUL LED ,AC100-277V,50/60HZ,PF>0.9,90W,11530lm,CRI>70,5500-6500K, White	\$	419.30
GK-090-AW-NW-L-04		60pcs,SEOUL LED ,AC100-277V,50/60HZ,PF>0.9,90W,10930lm,CRI>70,4000-4500K,Natural White	\$	419.30
GK-090-AW-WW-L-04		60pcs ,SEOUL LED ,AC100-277V,50/60HZ,PF>0.9,90W,10340lm,CRI>70,2700-3200K,Warm White	\$	419.30
GK-120-AW-W-L-04		90pcs,SEOUL LED ,AC100-277V,50/60HZ,PF>0.9,120W,14930lm,CRI>70,500-6500K, White	\$	494.30
GK-120-AW-NW-L-04		90pcs,SEOUL LED ,AC100-277V,50/60HZ,PF>0.9,120W,14730lm,CRI>70,4000-4500K,Natural White	\$	494.30
GK-120-AW-WW-L-04		90pcs ,SEOUL LED ,AC100-277V,50/60HZ,PF>0.9,120W,14030lm,CRI>70,2700-3200K,Warm White	\$	494.30

GK-150-AW-W-L-04		120pcs,SEOUL LED ,AC100-277V,50/60HZ,PF>0.9,150W,19580lm,CRI>70,5	\$	569.30
GK-150-AW-NW-L-04		120pcs,SEOUL LED ,AC100-277V,50/60HZ,PF>0.9,150W,19640lm,CRI>70,4	\$	569.30
GK-150-AW-WW-L-04		120pcs ,SEOUL LED ,AC100-277V,50/60HZ,PF>0.9,150W,18740lm,CRI>70,2	\$	569.30
		500-6500K, White		
GK-200-AW-W-L-04		150pcs,SEOUL LED ,AC100-277V,50/60HZ,PF>0.9,200W,24770lm,CRI>70,5	\$	707.30
GK-200-AW-NW-L-04		150pcs,SEOUL LED ,AC100-277V,50/60HZ,PF>0.9,200W,25080lm,CRI>70,4	\$	707.30
GK-200-AW-WW-L-04		150pcs ,SEOUL LED ,AC100-277V,50/60HZ,PF>0.9,200W,24110lm,CRI>70,2	\$	707.30
		500-6500K, White		
GK-240-AW-W-L-04		200pcs,SEOUL LED ,AC100-277V,50/60HZ,PF>0.9,240W,29790lm,CRI>70,5	\$	789.60
GK-240-AW-NW-L-04		200pcs,SEOUL LED ,AC100-277V,50/60HZ,PF>0.9,240W,29610lm,CRI>70,4	\$	785.60
GK-240-AW-WW-L-04		200pcs ,SEOUL LED ,AC100-277V,50/60HZ,PF>0.9,240W,28170lm,CRI>70,2	\$	785.60
		500-6500K, White		
GK-280-AW-W-L-04		240pcs,SEOUL LED ,AC100-277V,50/60HZ,PF>0.9,300W,36460lm,CRI>70,5	\$	1,004.60
GK-280-AW-NW-L-04		240pcs,SEOUL LED ,AC100-277V,50/60HZ,PF>0.9,300W,35640lm,CRI>70,4	\$	1,004.60
GK-280-AW-WW-L-04		240pcs ,SEOUL LED ,AC100-277V,50/60HZ,PF>0.9,300W,35620lm,CRI>70,2	\$	1,004.60
		500-6500K, White		

695-01-2001-005



ceiling installation accessory, black color, 1pcs \$ 12.00

695-01-2001-007



hanging installation accessory, 2pcs \$ 18.00

Dimmable Linear High Bay
 Available Black or Silver housing


Model Number	Photo	Description	Price
GK-090-AW-W-L-07		60pcs,SEOUL LED ,AC100-277V,50/60HZ,1.1A PF>0.9,90W,70°*120°,11530lm,CRI>70, 5500-6500K, White ,	\$ 461.00
GK-090-AW-NW-L-07		60pcs,SEOUL LED ,AC100-277V,50/60HZ,1.1A PF>0.9,90W,70°*120°, 10930lm,CRI>70, 4000-4500K,Natural White,	\$ 461.00
GK-090-AW-WW-L-07		60pcs ,SEOUL LED ,AC100-277V,50/60HZ,1.1A, PF>0.9,90W,70°*120°, 10340lm,CRI>70,2700- 3200K,Warm White ,	\$ 461.00
GK-120-AW-W-L-07		90pcs,SEOUL LED ,AC100-277V,50/60HZ,1.4A PF>0.9,120W,70°*120°,14930lm,CRI>70, 5500-6500K, White ,	\$ 555.20
GK-120-AW-NW-L-07		90pcs,SEOUL LED ,AC100-277V,50/60HZ,1.4A PF>0.9,120W,70°*120°, 14730lm,CRI>70, 4000-4500K,Natural White,	\$ 555.20
GK-120-AW-WW-L-07		90pcs ,SEOUL LED ,AC100-277V,50/60HZ,1.4A, PF>0.9,120W,70°*120°, 14030lm,CRI>70, 2700- 3200K,Warm White ,	\$ 555.20
GK-150-AW-W-L-07		120pcs,SEOUL LED ,AC100-277V,50/60HZ,1.8A PF>0.9,150W,70°*120°,19580lm,CRI>70, 5500-6500K, White ,	\$ 630.20
GK-150-AW-NW-L-07		120pcs,SEOUL LED ,AC100-277V,50/60HZ,1.8A PF>0.9,150W,70°*120°, 19640lm,CRI>70, 4000-4500K,Natural White,	\$ 630.20
GK-150-AW-WW-L-07		120pcs ,SEOUL LED, AC100-277V, 50/60HZ, 1.8A, PF>0.9,150W,70°*120°, 18740lm, CRI>70,2700-3200K,Warm White ,	\$ 630.20

GK-200-AW-W-L-07		150pcs,SEOUL LED ,AC100-277V,50/60HZ,2.3A PF>0.9,200W,70°*120°,24770lm,CRI>70, 5500-6500K, White ,	\$	750.50
GK-200-AW-NW-L-07		150pcs,SEOUL LED ,AC100-277V,50/60HZ,2.3A PF>0.9,200W,70°*120°, 25080lm,CRI>70, 4000-4500K,Natural White,	\$	750.50
GK-200-AW-WW-L-07		150pcs ,SEOUL LED, AC100-277V, 50/60HZ, 2.3A, PF>0.9,200W,70°*120°, 24110lm, CRI>70,2700-3200K,Warm White ,	\$	750.50

GK-240-AW-W-L-07		180pcs,SEOUL LED ,AC100-277V,50/60HZ,2.8A PF>0.9,240W,70°*120°,29790lm,CRI>70, 5500-6500K, White ,	\$	840.80
GK-240-AW-NW-L-07		180pcs,SEOUL LED ,AC100-277V,50/60HZ,2.8A PF>0.9,240W,70°*120°, 29610lm,CRI>70, 4000-4500K,Natural White,	\$	840.80
GK-240-AW-WW-L-07		180pcs ,SEOUL LED, AC100-277V, 50/60HZ, 2.8A, PF>0.9,240W,70°*120°, 28170lm, CRI>70,2700-3200K,Warm White ,	\$	840.80

Round High Bay-Meanwell Driver

Add \$10.00 ea. for 1-10V Dimmable Option



Model Number	Photo	Description		Price
CB2-100-AW-W-01		210PCS, SDM 2835LED, MEAN WELL, 100W, 5500K-6500K, white, 12580lm, 120°, AC100- 277V,50/60Hz, CRI>80, PE≥0.9 D*H: 320*186mm	\$	257.90
CB2-100-AW-NW-01		210PCS, SDM 2835LED, MEAN WELL, 100W, 4000K-4500K,natural white, 12210lm, 120°, AC100-277V,50/60Hz, CRI>80, PE≥0.9 D*H: 320*186mm	\$	257.90
CB2-100-AW-WW-01		210PCS, SDM 2835LED, MEAN WELL, 100W, 2700K-3200K,warm white, 11370lm, 120°, AC100-277V,50/60Hz, CRI>80, PE≥0.9 D*H: 320*186mm	\$	257.90

CB2-150-AW-W-01		336PCS, SDM 2835LED, MEAN WELL, 150W, 5500K-6500K, white, 18820lm, 120°, AC100-277V,50/60Hz, CRI>80, PE≥0.9 D*H: 320*196mm	\$	289.40
CB2-150-AW-NW-01		336PCS, SDM 2835LED, MEAN WELL, 150W, 320*196mm	\$	289.40
CB2-150-AW-WW-01		336PCS, SDM 2835LED, MEAN WELL, 150W, 2700K-3200K,warm white, 17030lm, 120°, AC100-277V,50/60Hz, CRI>80, PE≥0.9 D*H: 320*196mm	\$	289.40
CB2-200-AW-W-01		420PCS, SDM 2835LED, MEAN WELL, 200W, 5500K-6500K, white, 25320lm, 120°, AC100-277V,50/60Hz, CRI>80, PE≥0.9 D*H: 400*214mm	\$	377.60
CB2-200-AW-NW-01		420PCS, SDM 2835LED, MEAN WELL, 200W, 400*214mm	\$	377.60
CB2-200-AW-WW-01		420PCS, SDM 2835LED, MEAN WELL, 200W, 2700K-3200K,warm white, 22800lm, 120°, AC100-277V,50/60Hz, CRI>80, PE≥0.9 D*H: 400*214mm	\$	377.60
CB2-240-AW-W-01		546PCS, SDM 2835LED, MEAN WELL, 240W, 5500K-6500K, white, 30320lm, 120°, AC100-277V,50/60Hz, CRI>80, PE≥0.9 D*H: 400*214mm	\$	389.30
CB2-240-AW-NW-01		546PCS, SDM 2835LED, MEAN WELL, 240W, 400*214mm	\$	389.30
CB2-240-AW-WW-01		546PCS, SDM 2835LED, MEAN WELL, 240W, 2700K-3200K,warm white, 28070lm, 120°, AC100-277V,50/60Hz, CRI>80, PE≥0.9 D*H: 400*214mm	\$	389.30
Add \$10.00 for 1-10V Dimmable Option				